



US00D653151S

(12) **United States Design Patent**  
**Bennett**

(10) **Patent No.:** **US D653,151 S**  
(45) **Date of Patent:** **\*\* Jan. 31, 2012**

(54) **EARRING**

(76) **Inventor:** **Yvonna Elaina Bennett**, Orland, CA  
(US)

(\*\*) **Term:** **14 Years**

(21) **Appl. No.:** **29/348,892**

(22) **Filed:** **Apr. 12, 2010**

(51) **LOC (9) Cl.** ..... **11-01**

(52) **U.S. Cl.** ..... **D11/40**

(58) **Field of Classification Search** ..... D11/1,  
D11/2, 40-45, 49-58, 79-86, 100-104, 31;  
D24/157; 446/389-392; D21/661  
See application file for complete search history.

(56) **References Cited**

**U.S. PATENT DOCUMENTS**

D266,696	S	*	10/1982	Crossley	.....	D24/157
D277,606	S	*	2/1985	Cebula	.....	D24/157
D280,236	S	*	8/1985	Crossley	.....	D24/157
5,735,895	A	*	4/1998	Rinehart	.....	446/389
D448,317	S	*	9/2001	North	.....	D11/79
D458,685	S	*	6/2002	Lumsden	.....	D24/157
D473,943	S	*	4/2003	Rinehart	.....	D24/157
D495,270	S	*	8/2004	Sahakyan et al.	.....	D11/103

7,503,827	B2	*	3/2009	Alfaro	.....	446/389
2004/0097166	A1	*	5/2004	Maddocks et al.	.....	446/392
2005/0064783	A1	*	3/2005	Alfaro	.....	446/392

**OTHER PUBLICATIONS**

[http://images.etsy.com/all\\_images/5/5c6/4a0/il\\_430xN.8113614.jpg](http://images.etsy.com/all_images/5/5c6/4a0/il_430xN.8113614.jpg). Accessed Aug. 10, 2011.\*  
[http://ny-image0.etsy.com/il\\_fullxfull.226993192.jpg](http://ny-image0.etsy.com/il_fullxfull.226993192.jpg). Accessed Aug. 10, 2011.\*  
[http://ny-image3.etsy.com/il\\_fullxfull.174891695.jpg](http://ny-image3.etsy.com/il_fullxfull.174891695.jpg). Accessed Aug. 10, 2011.\*

\* cited by examiner

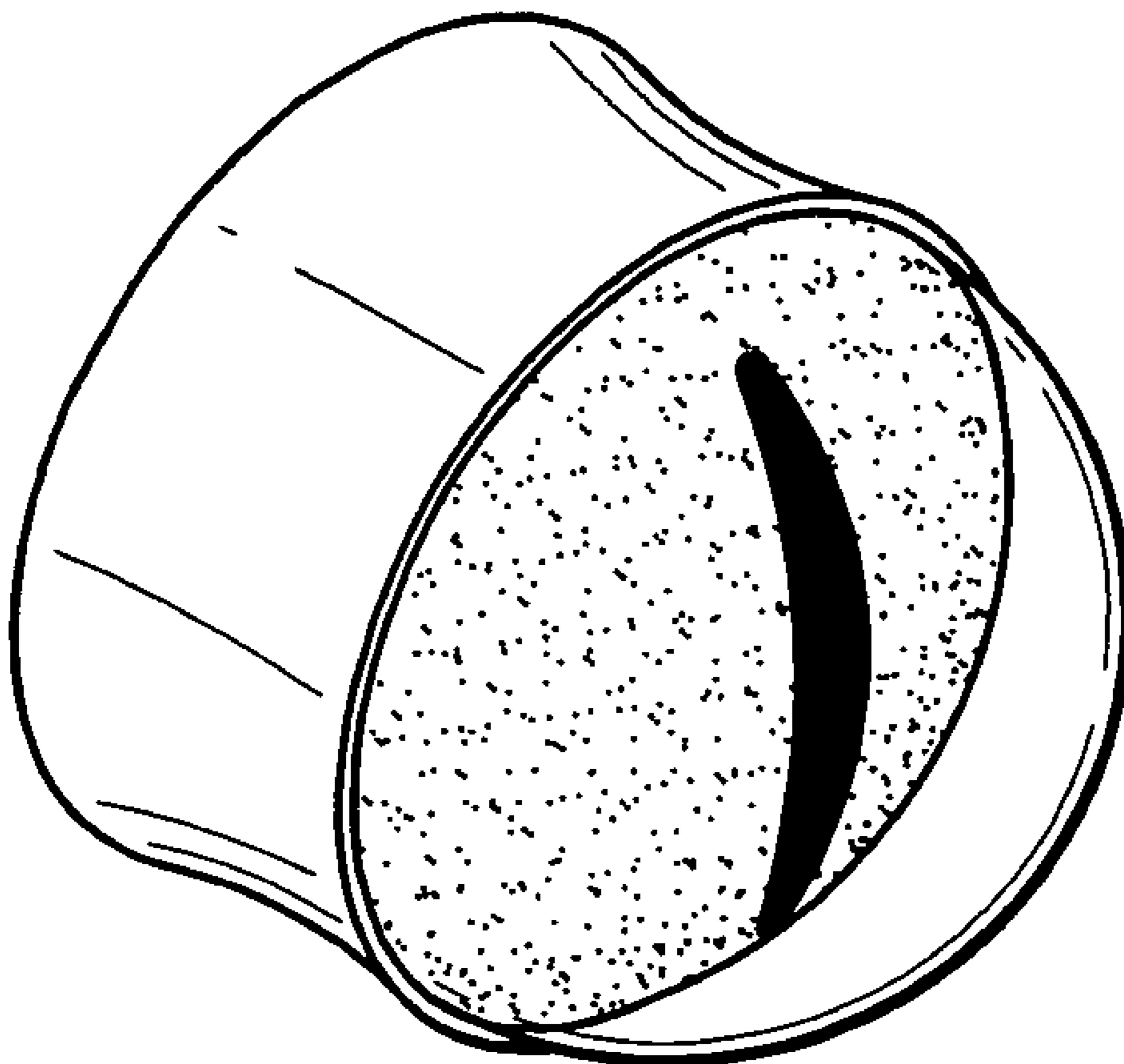
*Primary Examiner* — Angela J Lee  
*Assistant Examiner* — Melanie Levy

(57) **CLAIM**  
The ornamental design for earring, as shown.

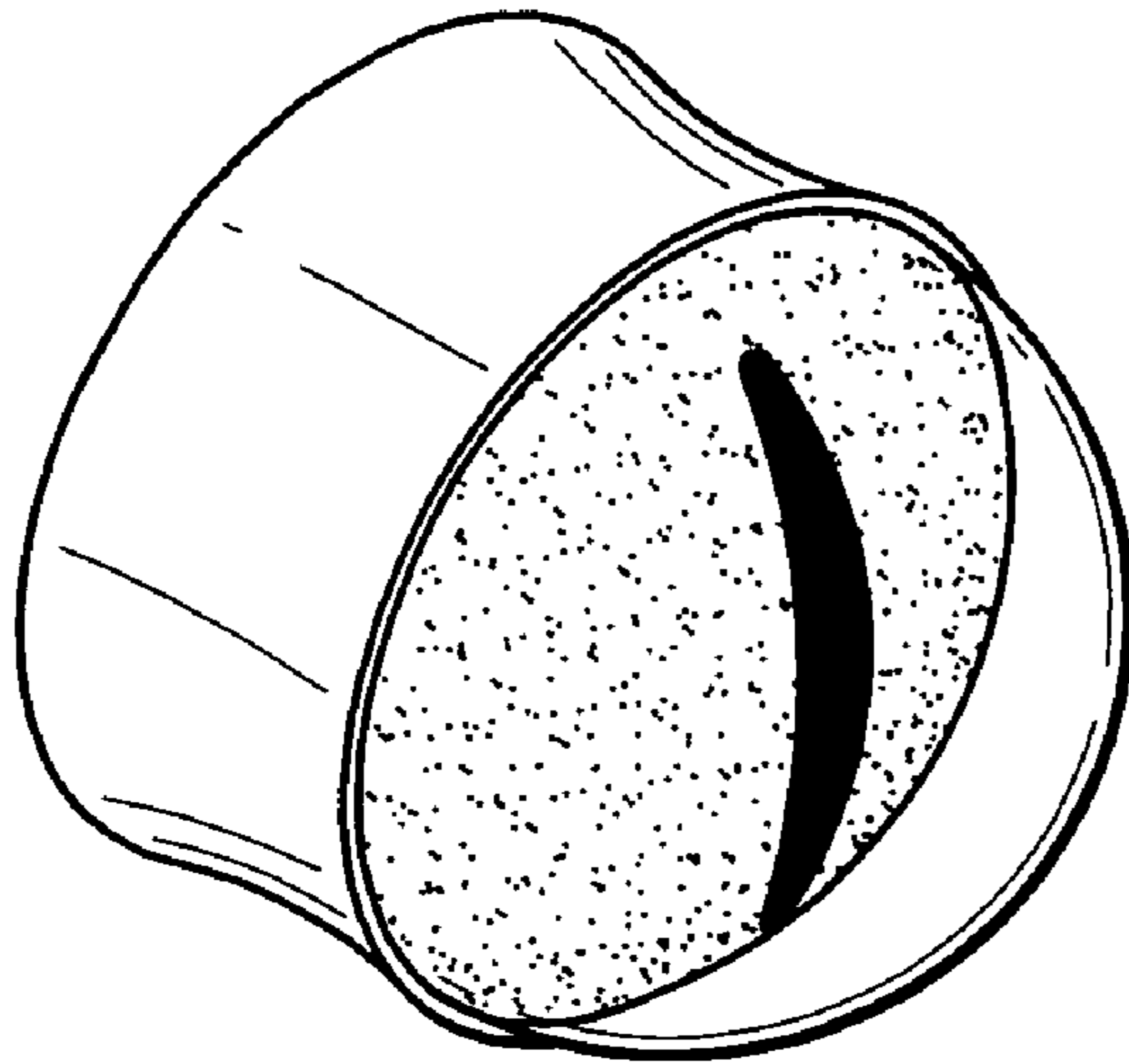
**DESCRIPTION**

FIG. 1 is a front and left side perspective view of an earring showing my new design;  
FIG. 2 is a front elevational view thereof;  
FIG. 3 is a right side elevational view thereof;  
FIG. 4 is a top plan view thereof; and,  
FIG. 5 is a rear elevational view thereof.


**1 Claim, 2 Drawing Sheets**



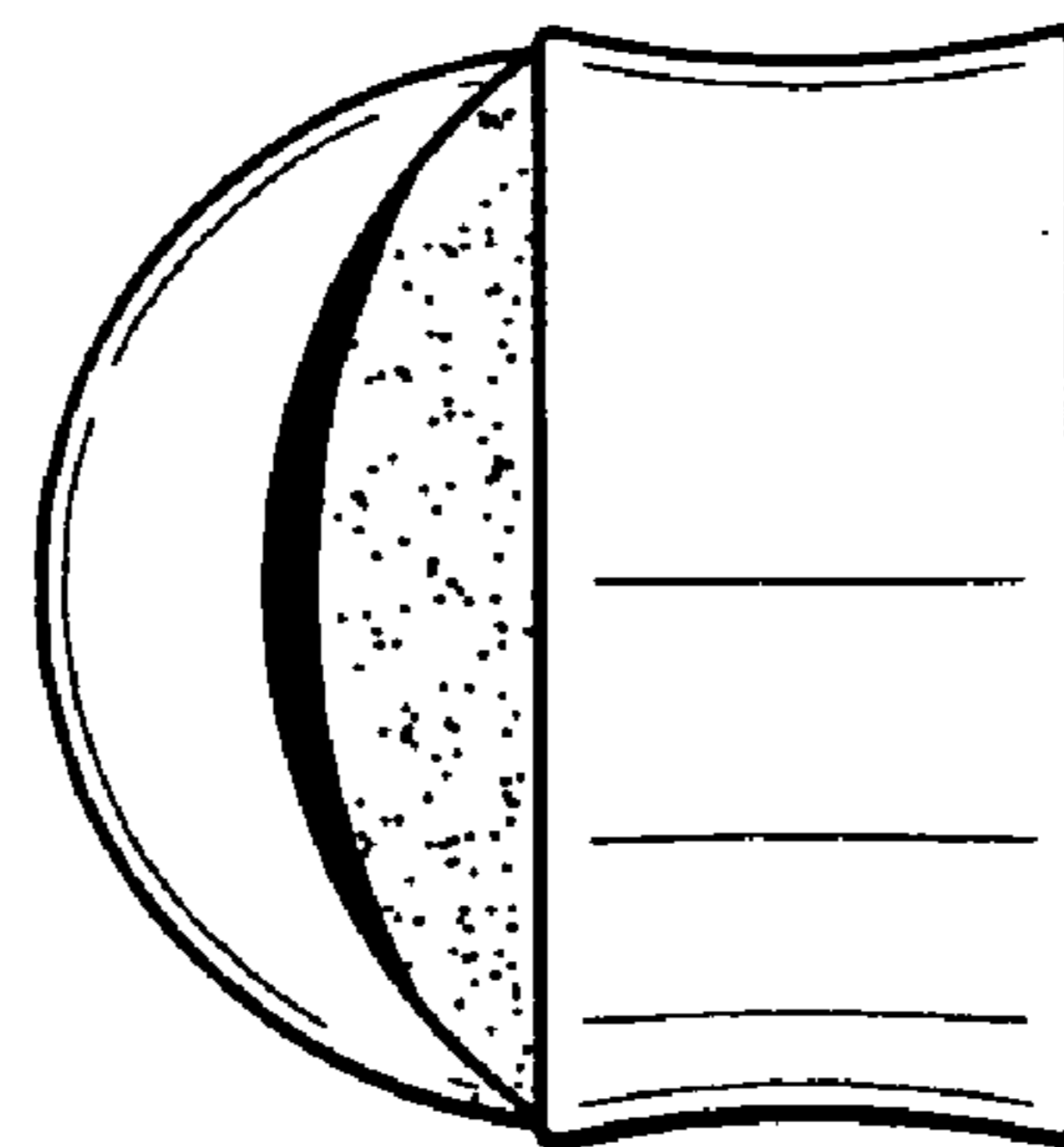
**FIG. 1**



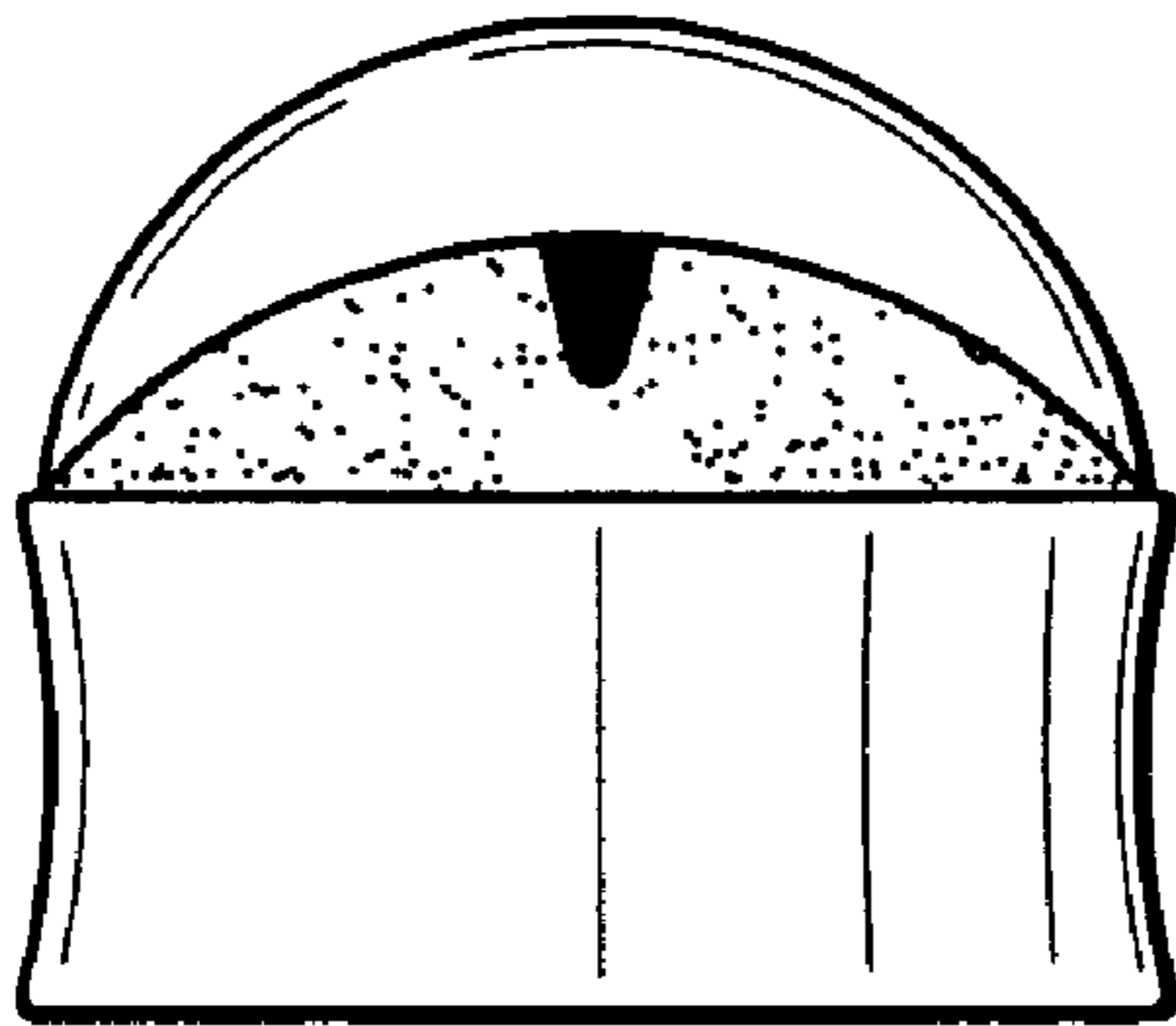
**FIG. 2**



**FIG. 3**



**FIG. 4**



**FIG. 5**

