

US00D653150S

(12) **United States Design Patent**
Croak

(10) **Patent No.:** **US D653,150 S**

(45) **Date of Patent:** **** Jan. 31, 2012**

(54) **WRISTBAND**

(75) **Inventor:** **Robert J. Croak**, Toledo, OH (US)

(73) **Assignee:** **BCP Imports, LLC**, Toledo, OH (US)

(**) **Term:** **14 Years**

(21) **Appl. No.:** **29/378,920**

(22) **Filed:** **Nov. 11, 2010**

(51) **LOC (9) Cl.** **11-01**

(52) **U.S. Cl.** **D11/6**

(58) **Field of Classification Search** D11/1-25,
D11/26; 63/12, 13, 1.11, 15, 15.1, 15.2,
63/15.3, 15.4, 15.45, 15.5, 15.6, 15.65, 15.7,
63/26, 27

See application file for complete search history.

(56) **References Cited**

U.S. PATENT DOCUMENTS

D415,058 S * 10/1999 Haase D11/3
D473,483 S * 4/2003 Hardy D11/3
D591,634 S * 5/2009 Gorman D11/4

D592,537 S * 5/2009 Darnell D11/3
D619,027 S * 7/2010 Papadimitriou D11/26
D624,842 S * 10/2010 Marks D11/26
D635,479 S * 4/2011 Papadimitriou D11/34

OTHER PUBLICATIONS

Bamboo Trading Company, Product Detail—Stretchy Sailor Bracelets, http://www.bambootradingcompany.com/Prod-61-1-3695-449/Stretchy_Sailor_Bracelets.h...

* cited by examiner

Primary Examiner — Cathron Brooks

Assistant Examiner — Melanie Levy

(74) *Attorney, Agent, or Firm* — MacMillan Sobanski & Todd, LLC

(57) **CLAIM**

The ornamental design for a wristband, as shown.

DESCRIPTION

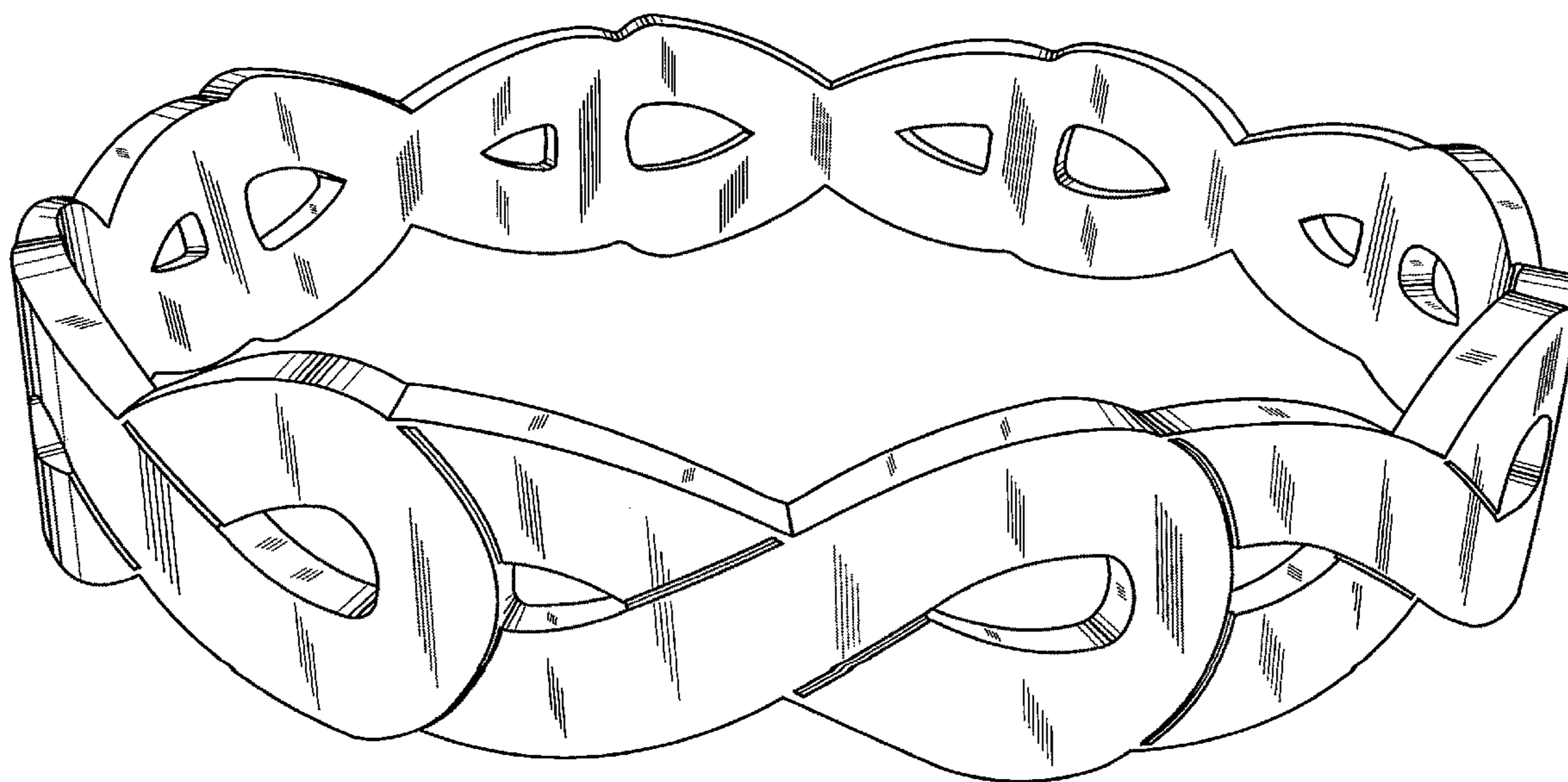
FIG. 1 is a top perspective view of a wristband embodying my design.

FIG. 2 is a bottom perspective view thereof.

FIG. 3 is a top plan view thereof; and,

FIG. 4 is a bottom plan view thereof.

1 Claim, 4 Drawing Sheets



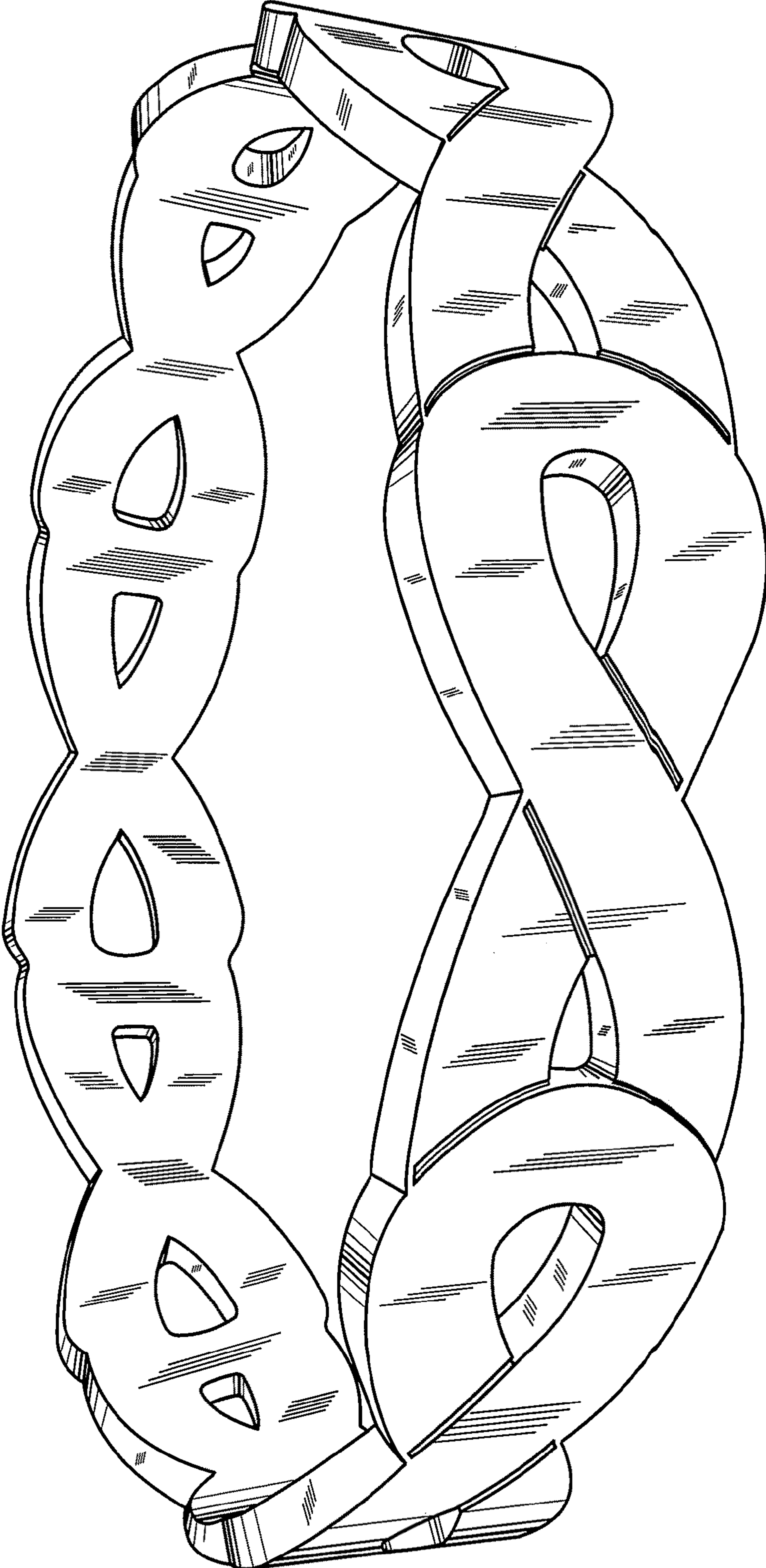


FIG. 1



FIG. 2

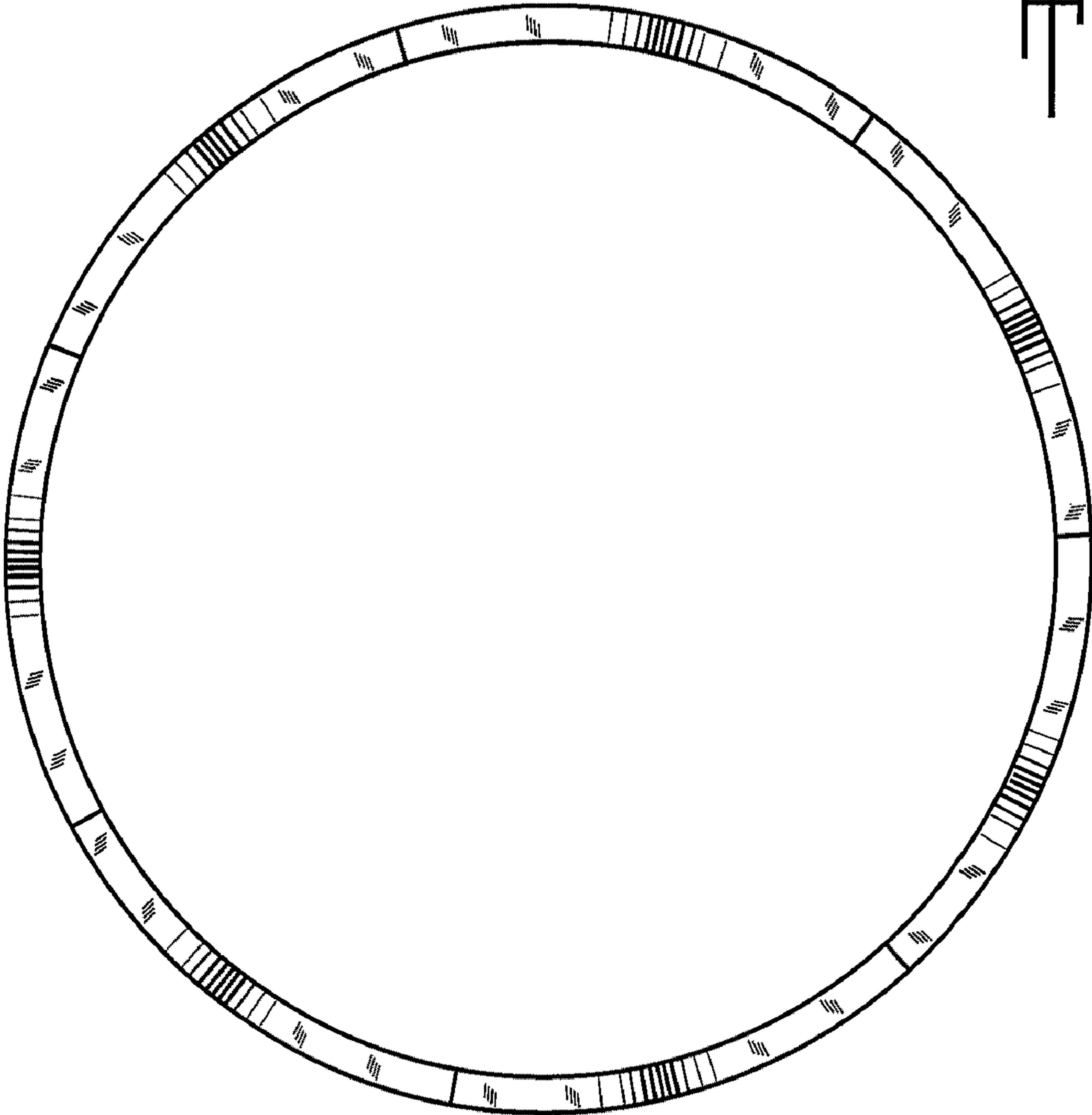


FIG. 3

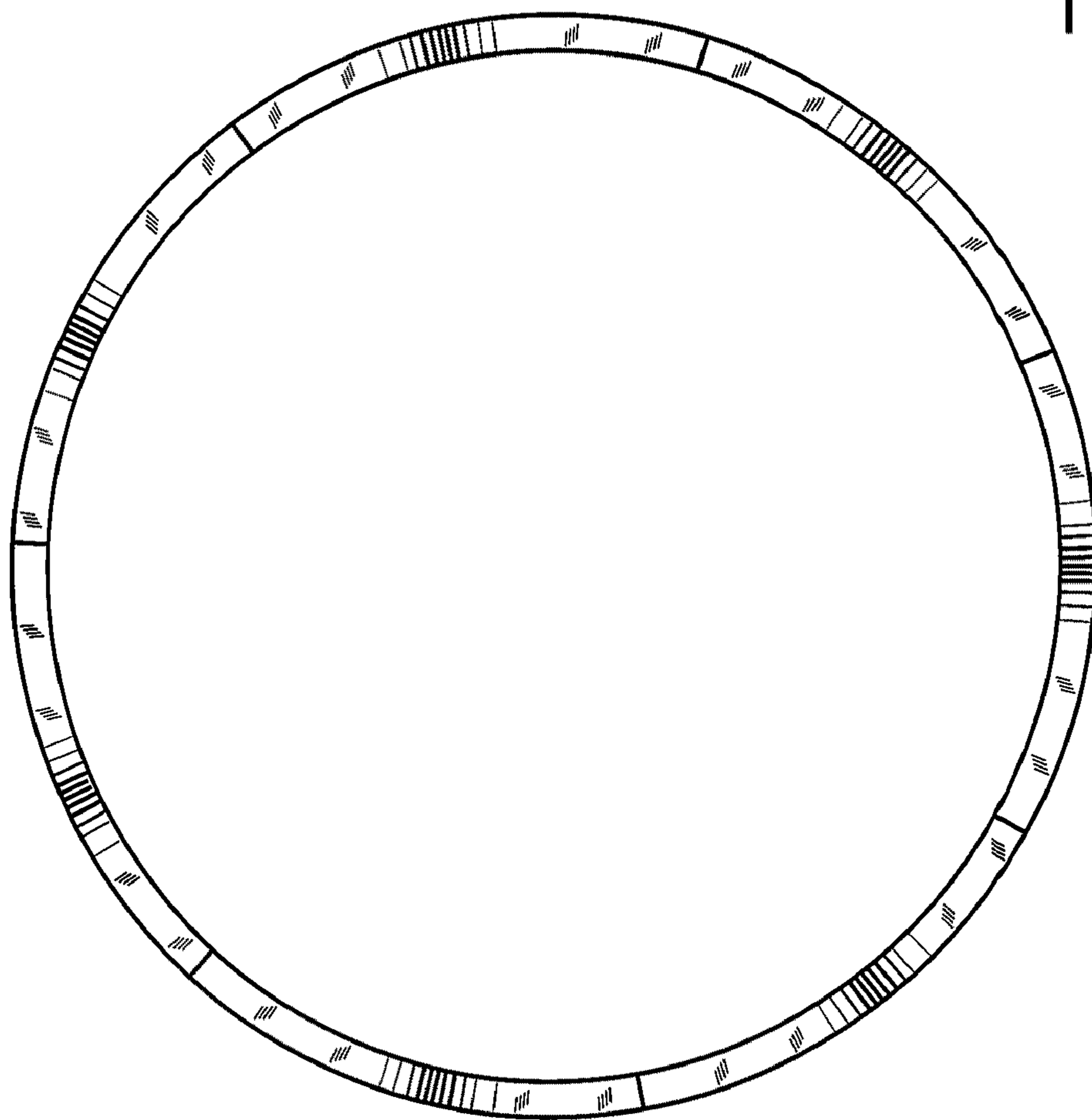


FIG. 4