



US00D653127S

(12) **United States Design Patent**  
**Cronin et al.**

(10) **Patent No.:** **US D653,127 S**

(45) **Date of Patent:** **\*\* Jan. 31, 2012**

(54) **TOBACCO CAN**

(75) Inventors: **Edward P. Cronin**, Brodhead, WI (US);  
**Robert H. Krauch, Jr.**, Memphis, TN  
(US)

(73) Assignee: **J.L. Clark, Inc.**, Rockford, IL (US)

(\*\*) Term: **14 Years**

(21) Appl. No.: **29/320,880**

(22) Filed: **Jul. 7, 2008**

(51) **LOC (9) Cl.** ..... **09-03**

(52) **U.S. Cl.** ..... **D9/780; D9/772; D27/172; D27/183**

(58) **Field of Classification Search** ..... D9/418,  
D9/715, 772, 778, 780, 503, 504; D27/172,  
D27/183, 189; 206/265, 246, 540; 220/796  
See application file for complete search history.

(56) **References Cited**

**U.S. PATENT DOCUMENTS**

D33,284 S *	10/1900	Clement	.....	D9/772
D52,387 S *	9/1918	Gallamer	.....	D9/772
1,440,046 A *	12/1922	Ziplinsky	.....	220/796
D105,090 S *	6/1937	Connor	.....	D9/780
3,070,275 A	5/1960	Bostrom		
D193,219 S *	7/1962	Burdick et al.	.....	D9/780
D198,512 S *	6/1964	Burdick et al.	.....	D9/772
3,687,334 A	8/1972	McNeil		
3,871,543 A	3/1975	Chadfield et al.		
4,052,234 A	10/1977	Yamagishi et al.		
4,098,421 A	7/1978	Foster		
4,190,170 A	2/1980	Boyd		
4,442,971 A	4/1984	Helms		
4,646,933 A	3/1987	Jurczenia et al.		
D494,474 S	8/2004	Houk et al.		
D499,025 S	11/2004	Houk et al.		
D506,128 S *	6/2005	Foi	.....	D9/715

D510,524 S	10/2005	Houk et al.
D512,636 S	12/2005	Pace
D513,386 S	1/2006	Pace et al.
D514,936 S	2/2006	Pace et al.
D515,426 S	2/2006	Pace et al.

(Continued)

**FOREIGN PATENT DOCUMENTS**

EP 0 219 297 A2 4/1987

(Continued)

**OTHER PUBLICATIONS**

U.S. Appl. No. 12/168,244, filed Jul. 7, 2008, Cronin et al.

(Continued)

*Primary Examiner* — Dominic Simone

(74) *Attorney, Agent, or Firm* — Reinhart Boerner Van Deuren P.C.

(57) **CLAIM**

We claim the ornamental design for the tobacco can, as shown and described.

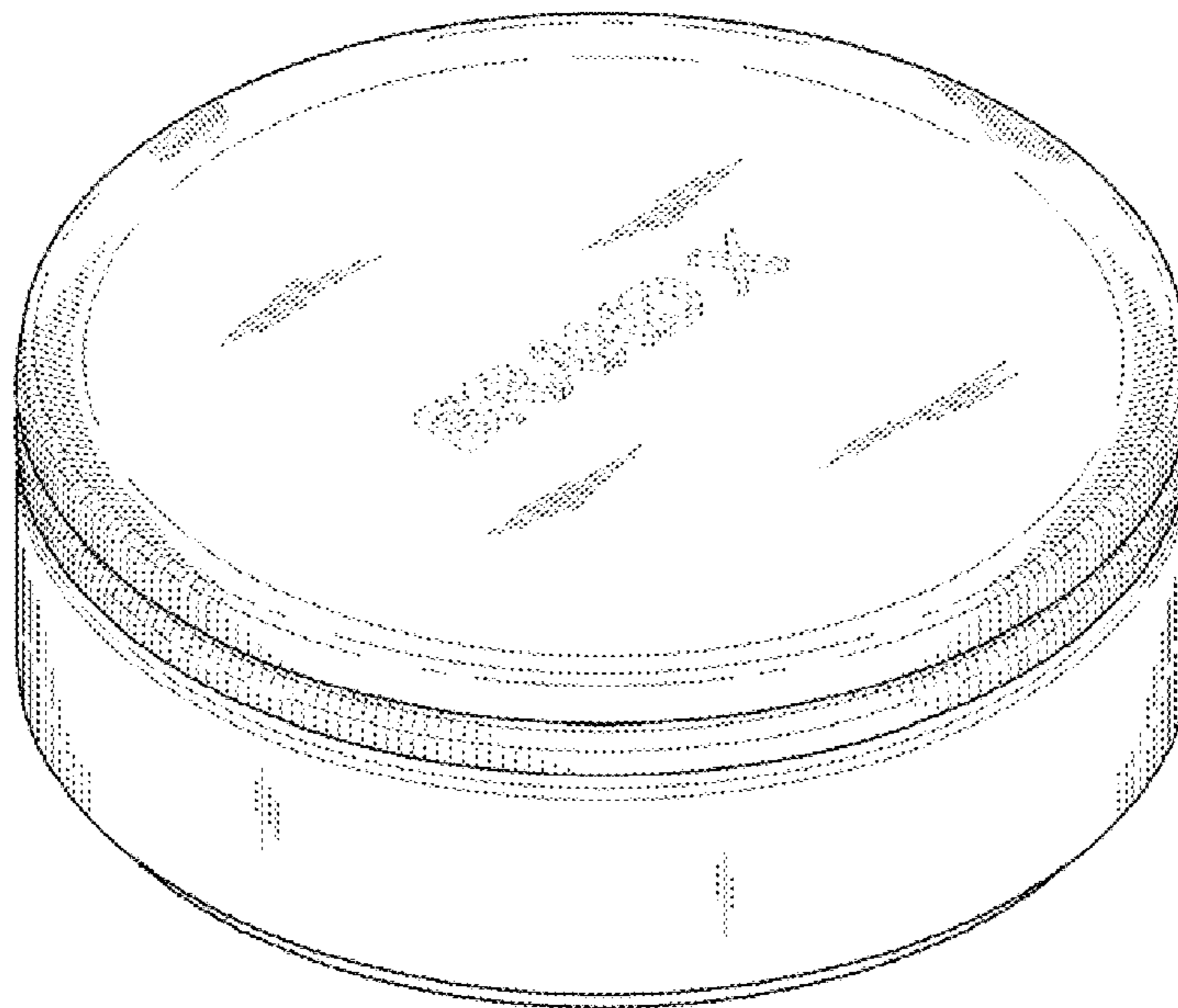
**DESCRIPTION**

FIG. 1 is a top perspective view of the tobacco can showing our new design, the broken line showing of embossing is for illustrative purposes only and forms no part of the claimed design;

FIG. 2 is a top view of the tobacco can of FIG. 1, the broken line showing of embossing is for illustrative purposes only and forms no part of the claimed design;

FIG. 3 is a bottom view of the tobacco can of FIG. 1; and, FIG. 4 is a left-side view of the tobacco can of FIG. 1, as the right side front, and rear are identical to the left side, these views have not been included.

**1 Claim, 3 Drawing Sheets**



# US D653,127 S

Page 2

---

## U.S. PATENT DOCUMENTS

D515,429 S 2/2006 Pace  
D515,439 S 2/2006 Pace  
D515,928 S 2/2006 Pace  
D523,752 S 6/2006 Bried et al.  
D541,176 S \* 4/2007 Bried ..... D9/780  
D563,786 S 3/2008 Welk et al.  
D581,809 S \* 12/2008 Wichowski ..... D9/772  
D589,368 S \* 3/2009 Abolfazlian ..... D9/772  
D590,272 S \* 4/2009 Abolfazlian ..... D9/772  
D617,210 S \* 6/2010 Abolfazlian et al. .... D9/772

## FOREIGN PATENT DOCUMENTS

NL 7 0168 22 A 5/1972  
WO WO 01/056411 8/2001  
WO WO 2005/016036 2/2005  
WO WO 2008/066450 6/2008

## OTHER PUBLICATIONS

U.S. Appl. No. 29/320,885, filed Jul. 7, 2008, Cronin.  
U.S. Appl. No. 11/680,333, filed Feb. 28, 2007, Welk et al.

\* cited by examiner

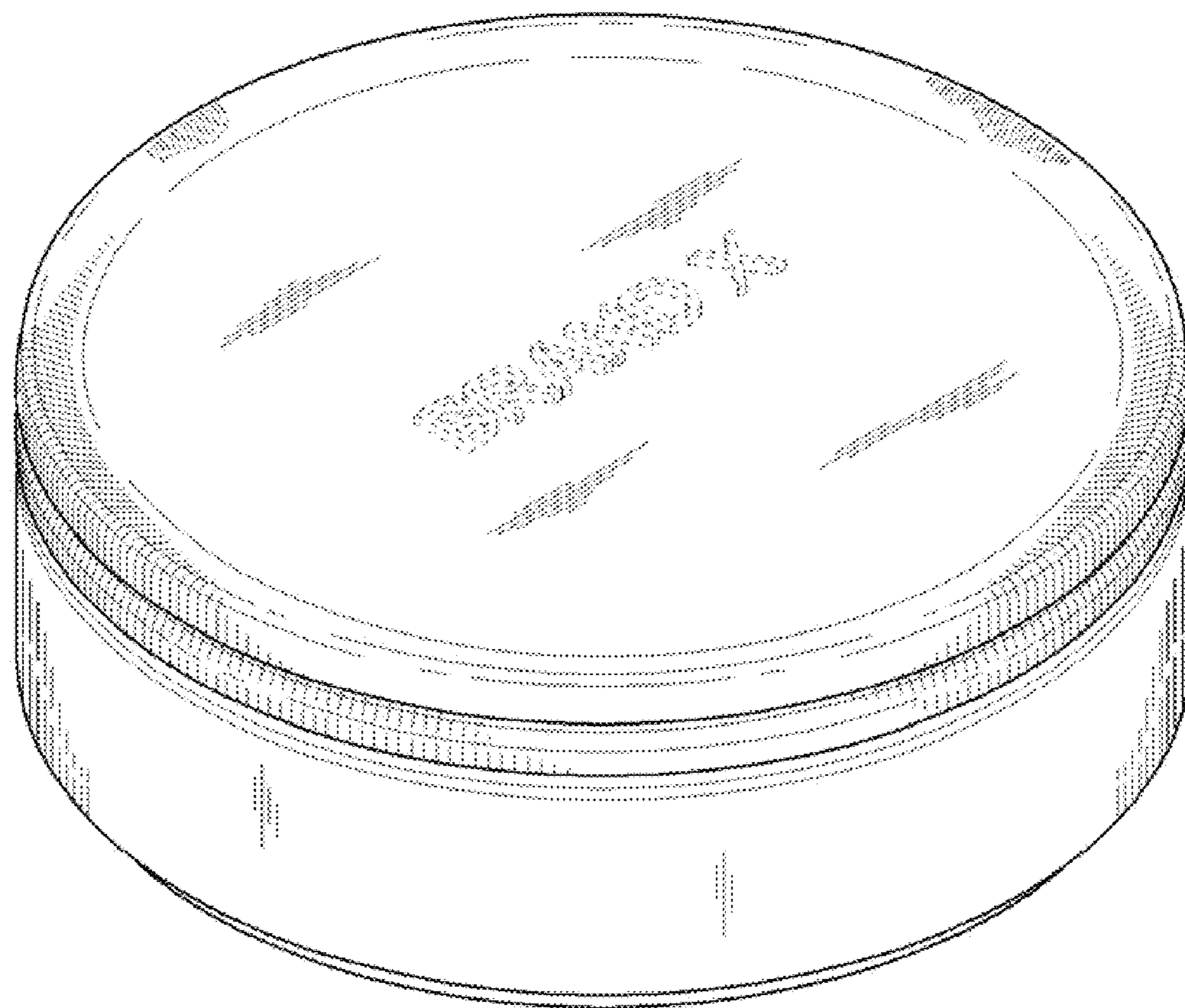


FIG. 1



FIG. 2



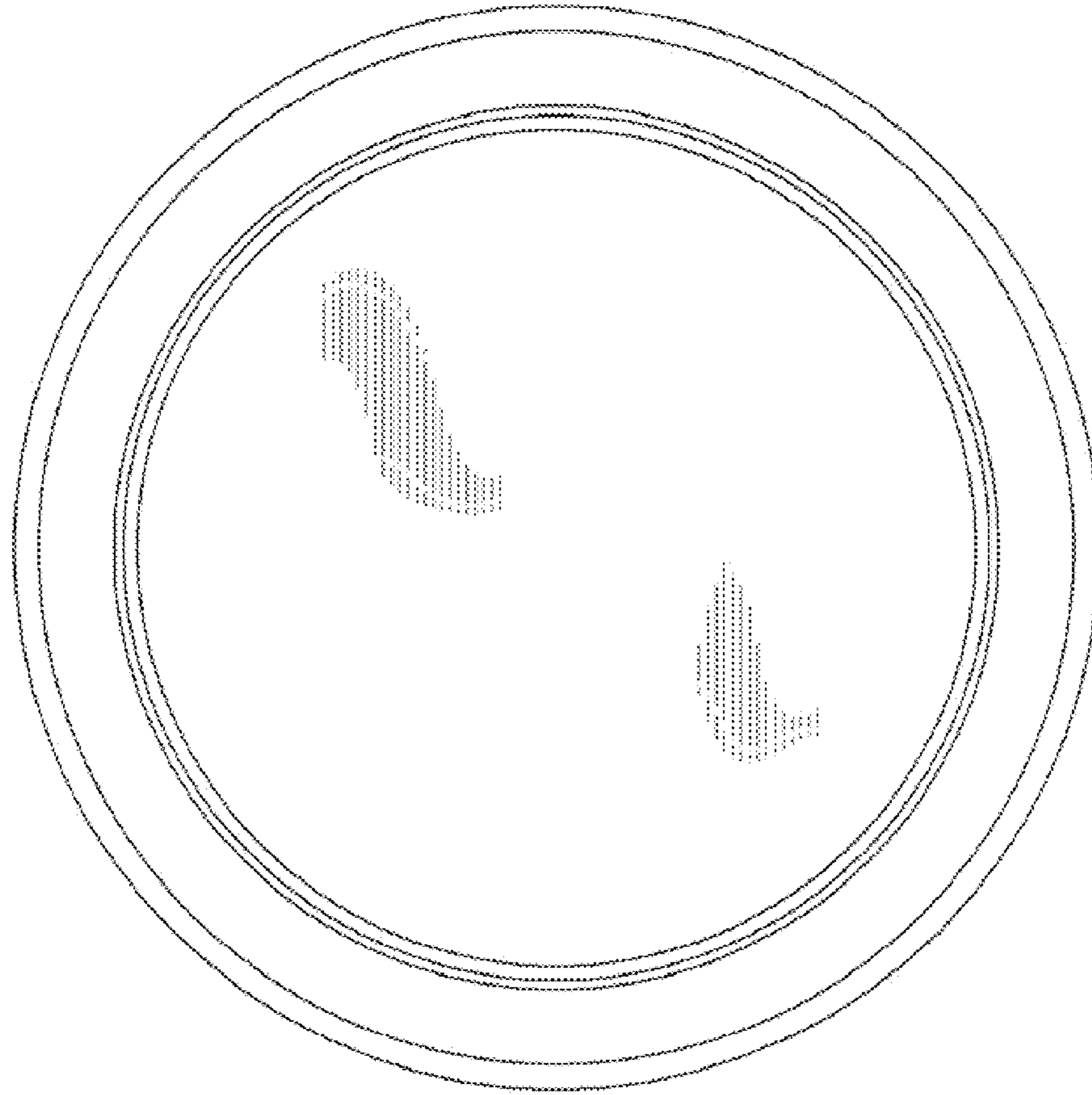


FIG. 3

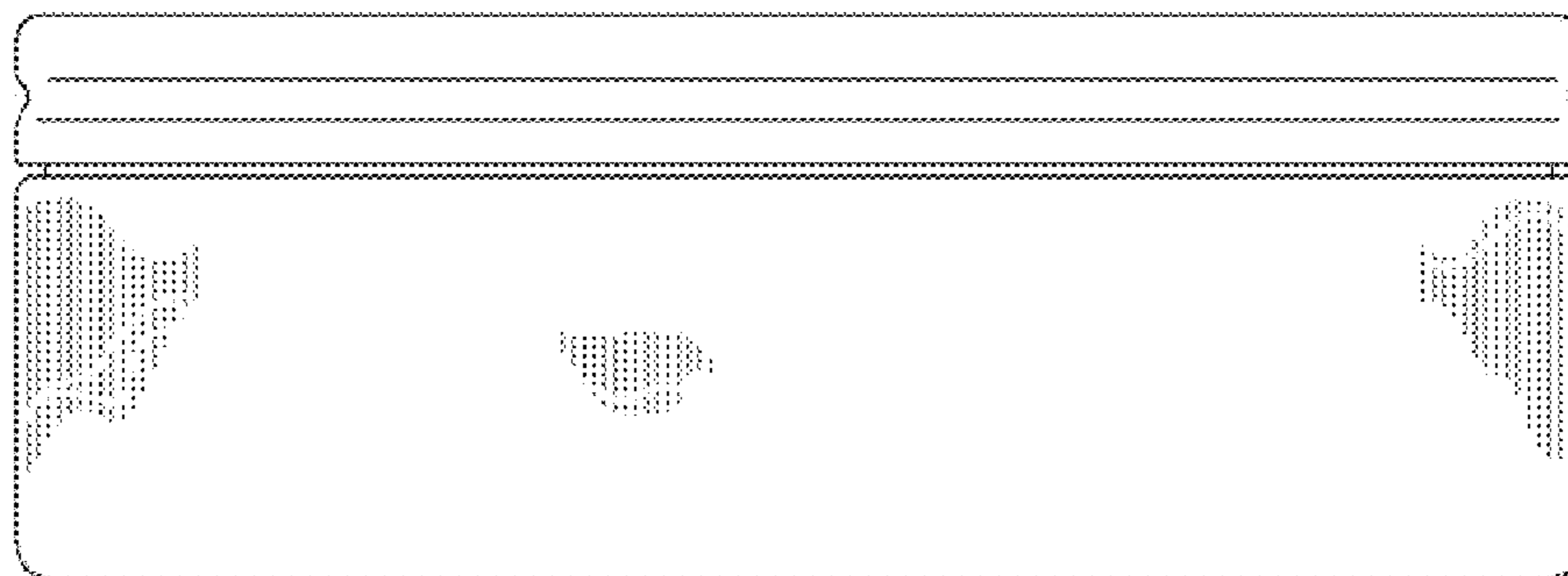


FIG. 4