

US00D653121S

(12) **United States Design Patent**
Lara

(10) **Patent No.:** **US D653,121 S**
(45) **Date of Patent:** **** Jan. 31, 2012**

(54) **BOTTLE**

(76) Inventor: **Julio Cesar Navarro Lara**, Guadalajara (MX)

(**) Term: **14 Years**

(21) Appl. No.: **29/353,399**

(22) Filed: **Jan. 7, 2010**

(51) **LOC (9) Cl.** **09-01**

(52) **U.S. Cl.** **D9/629**; D9/607; D9/533; D9/534; D9/548; D9/565; D9/567; D9/574; D9/454

(58) **Field of Classification Search** D9/600–601, D9/607–609, 611, 614, 616–620, 622–629, D9/688, 516, 530, 536, 541, 543, 548, 565, D9/574–575, 454; 215/379, 381–382, 384; 220/660, 662, 669; D99/5

See application file for complete search history.

(56) **References Cited**

U.S. PATENT DOCUMENTS

D3,100 S *	7/1868	Hart	D9/629
D13,619 S *	2/1883	Tweeddale	D99/5 X
D21,494 S *	4/1892	Guillaume	D99/5 X
D52,617 S *	10/1918	Otto	D99/5
D59,829 S *	11/1921	Flauder	D99/5 X
D62,419 S *	5/1923	Saravia et al.	D9/622
D79,380 S *	9/1929	Norton et al.	D28/91.1
D86,498 S *	3/1932	Webster	D9/609
D150,037 S *	6/1948	Simpson	D9/629
D157,544 S *	2/1950	Teague	D9/548

D162,721 S *	4/1951	Ferraro	D9/629
D164,929 S *	10/1951	Hobe	D9/629
D168,416 S *	12/1952	McGinnis	D9/629
D171,373 S *	2/1954	Berkowitz	D9/545 X
D172,868 S *	8/1954	Du Pree	D9/544 X
D177,084 S *	3/1956	Auzin	D9/609 X
D194,712 S *	2/1963	Du Pree	D9/565 X
D238,752 S *	2/1976	Coffy	D9/533
D293,768 S *	1/1988	Mantani	D9/548
5,390,510 A *	2/1995	Tirio-Cloonan	63/1.15
D407,635 S *	4/1999	Fregeau	D9/629
D411,443 S *	6/1999	Bakic	D9/688 X
D523,757 S *	6/2006	Garcia et al.	D9/629
D536,622 S *	2/2007	Modjeski	D9/688 X

* cited by examiner

Primary Examiner — Carol P Rademaker

(74) *Attorney, Agent, or Firm* — Steven M. Greenberg, Esq.; Carey, Rodriguez, Greenberg & O’Keefe, LLP

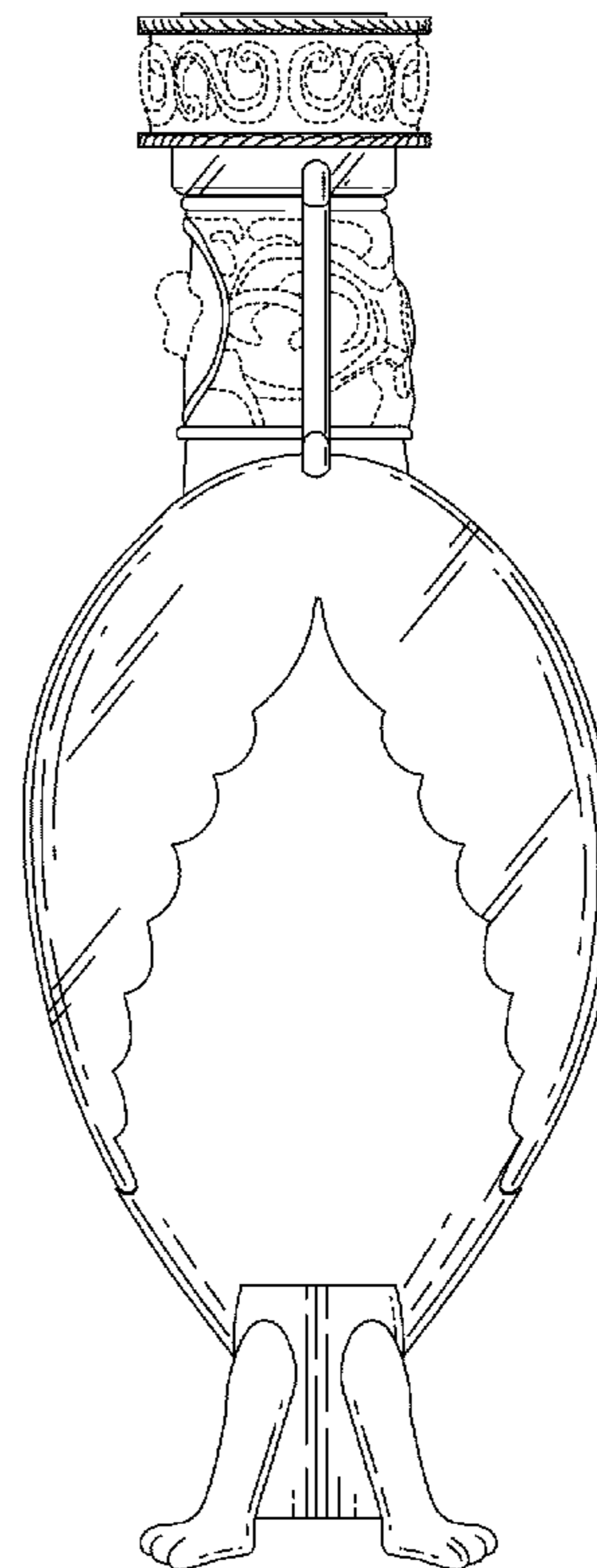

(57) **CLAIM**

The ornamental design for a bottle, as shown and described.

DESCRIPTION

FIG. 1 is the perspective view of the bottle;
FIG. 2 is the top view thereof;
FIG. 3 is the front view thereof;
FIG. 4 is the left side view thereof;
FIG. 5 is the rear view thereof; and,
FIG. 6 is the right side view thereof.

1 Claim, 3 Drawing Sheets






Fig. 1

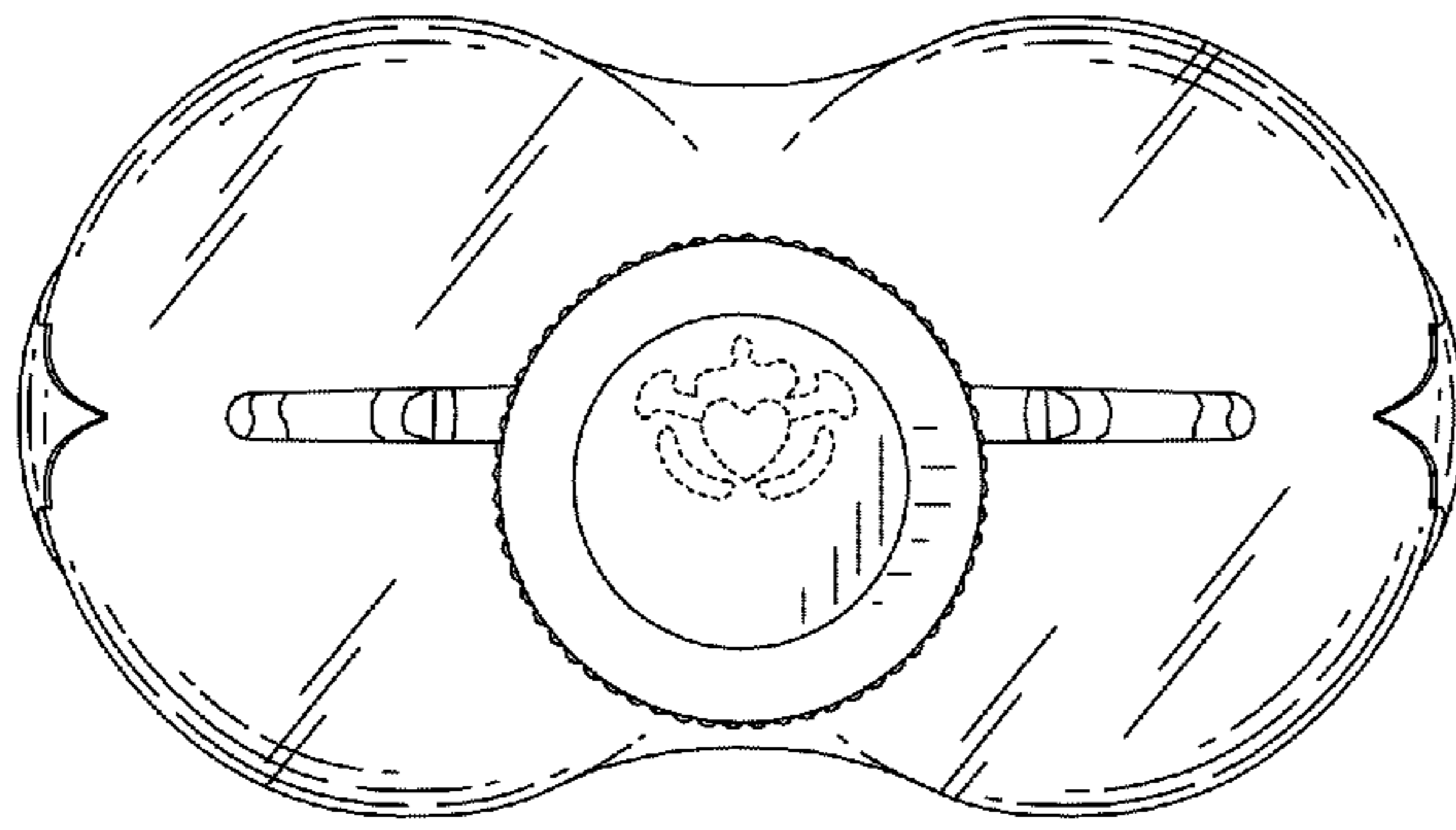


Fig. 2




Fig. 3

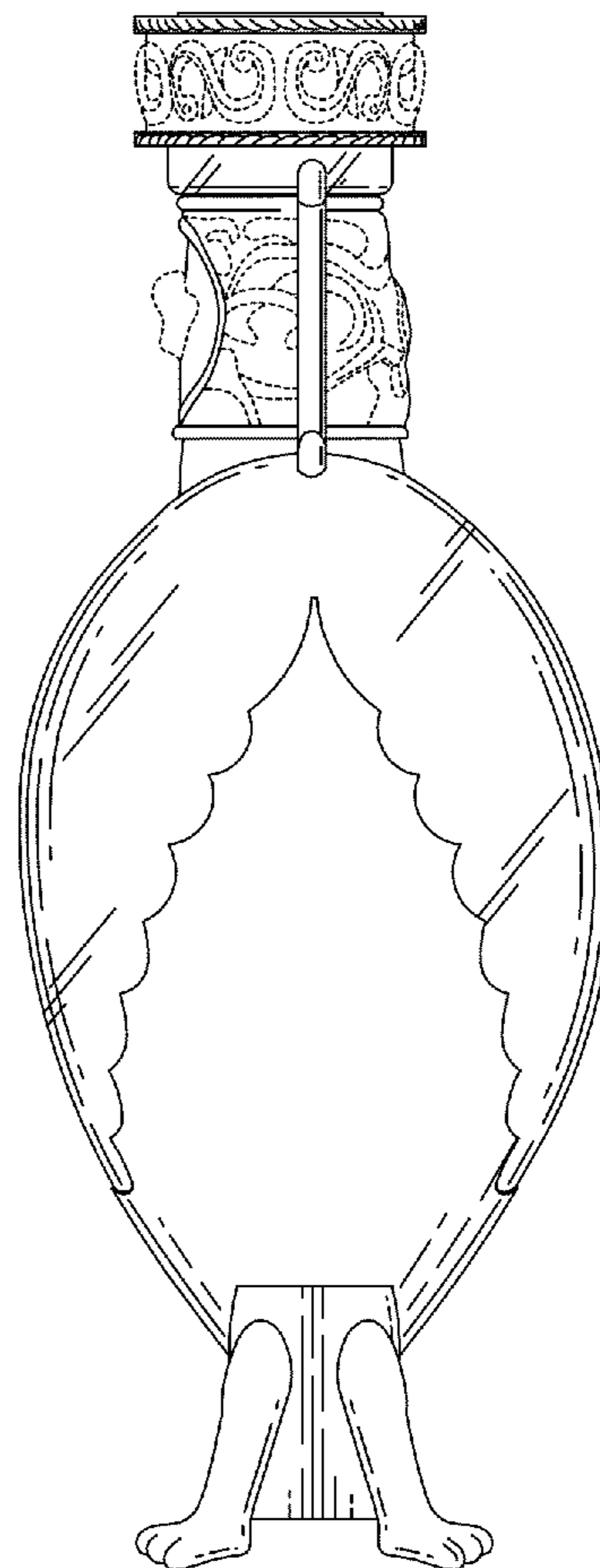


Fig. 4




Fig. 5

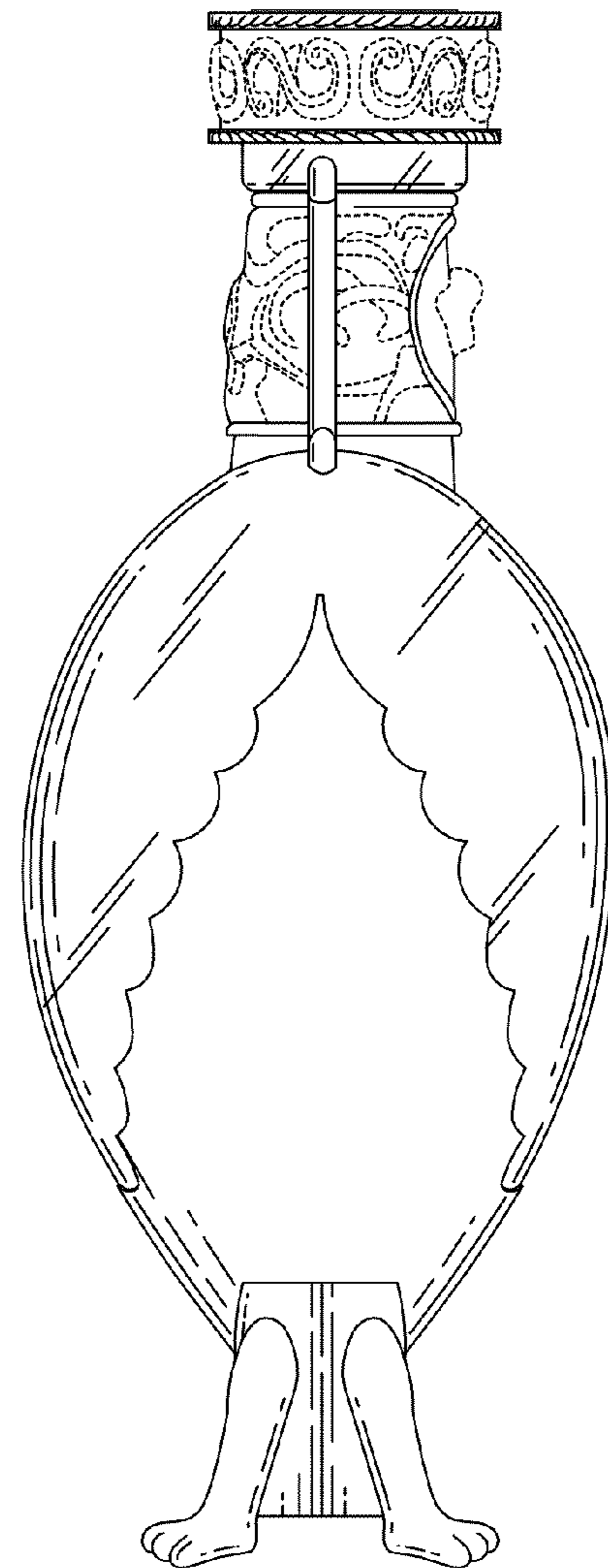


Fig. 6