



US00D653118S

(12) **United States Design Patent**
Asano et al.

(10) **Patent No.:** **US D653,118 S**
(45) **Date of Patent:** **** Jan. 31, 2012**

(54) **BOTTLE**

(75) Inventors: **Kozue Asano**, Tokyo (JP); **Hiroyuki Ishiura**, Tokyo (JP)

(73) Assignee: **Suntory Holdings Limited**, Osaka-shi, Osaka (JP)

(**) Term: **14 Years**

(21) Appl. No.: **29/311,040**

(22) Filed: **Dec. 12, 2008**

(30) **Foreign Application Priority Data**

Jun. 16, 2008 (JP) 2008-015314

(51) **LOC (9) Cl.** **09-01**

(52) **U.S. Cl.** **D9/553; D9/554; D9/555; D9/520; D9/552**

(58) **Field of Classification Search** D9/682, D9/687, 692-694, 516, 537-541, 544-546, D9/552-555, 558, 565-568, 574-575; 215/381-385; D7/300, 526, 530, 598
See application file for complete search history.

(56) **References Cited**

U.S. PATENT DOCUMENTS

D23,550 S *	8/1894	Bevan	D9/545
D100,495 S *	7/1936	Goggin	D9/555
D105,235 S *	7/1937	Steelman	D9/545
D169,239 S *	4/1953	Dillon	D9/552
D177,607 S *	5/1956	Barq, Jr.	D9/538
D178,529 S *	8/1956	Lorenzen	D9/555
D195,230 S *	5/1963	Dubbs	D9/538
D201,840 S *	8/1965	Hauser	D9/555
D245,314 S *	8/1977	Mitchell	D9/538
D395,826 S *	7/1998	Hygaard, Sr.	D9/520

D407,318 S *	3/1999	Finlay et al.	D9/538
D411,740 S *	6/1999	Kim	D9/553 X
D425,431 S *	5/2000	Omidian	D9/553
D432,919 S *	10/2000	Spring	D9/538
D448,677 S *	10/2001	Krich	D9/553
D474,534 S *	5/2003	Choke-arpornchai et al.	D23/366
D544,363 S *	6/2007	Hendricks et al.	D9/555
D560,503 S *	1/2008	Siriporn	D9/553
7,556,164 B2 *	7/2009	Tanaka et al.	215/382 X
D603,712 S *	11/2009	James et al.	D9/553
D603,714 S *	11/2009	James et al.	D9/553
D644,111 S *	8/2011	Williams et al.	D9/554 X

FOREIGN PATENT DOCUMENTS

JP	D1165960	2/2003
JP	D1273162	6/2006
JP	D1322407	2/2008
JP	D1347543	1/2009

* cited by examiner

Primary Examiner — Carol P Rademaker

(74) *Attorney, Agent, or Firm* — Drinker Biddle & Reath LLP

(57) **CLAIM**

The ornamental design for bottle, as shown and described.

DESCRIPTION

FIG. 1 is a front perspective view of a bottle showing our new design;

FIG. 2 is a front view thereof;

FIG. 3 is a rear view thereof;

FIG. 4 is a left side view thereof;

FIG. 5 is a right side view thereof;

FIG. 6 is a top plan view thereof; and,

FIG. 7 is a bottom plan view thereof.

1 Claim, 3 Drawing Sheets

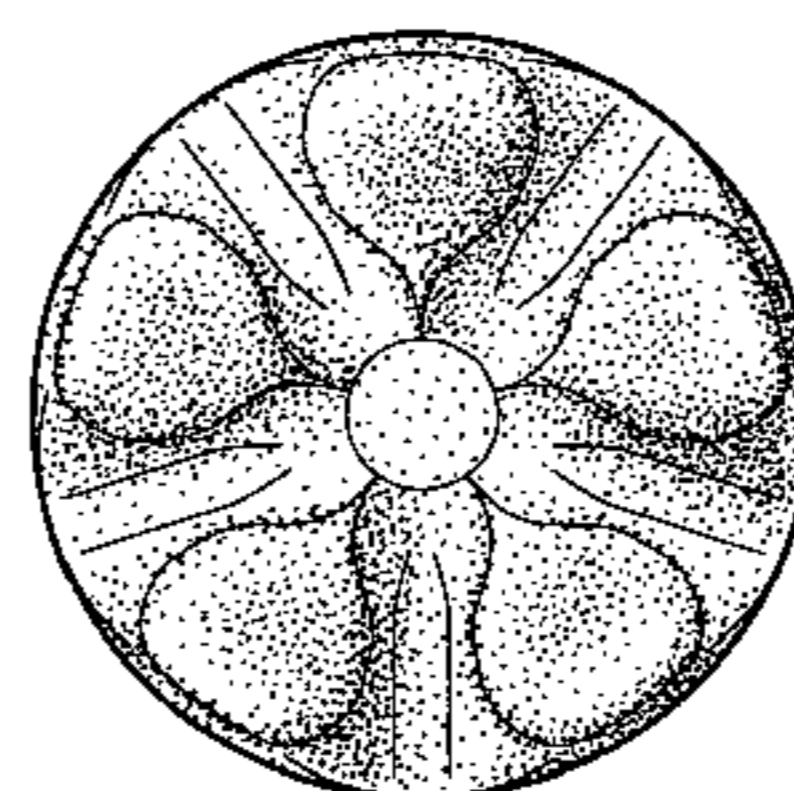
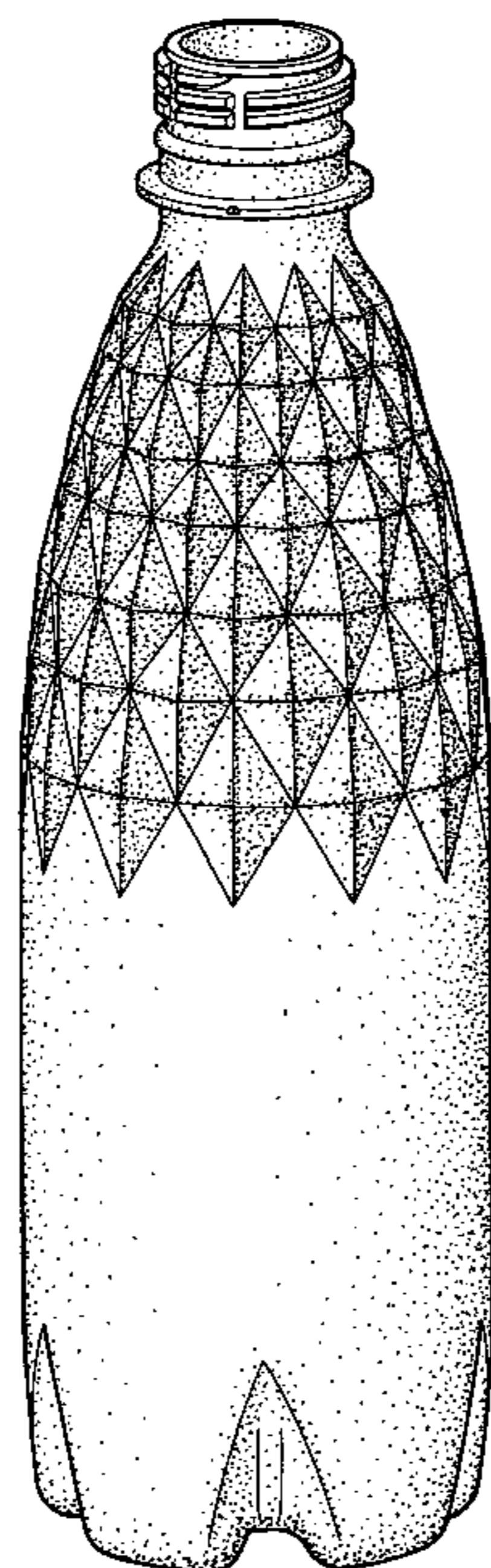


Fig.1

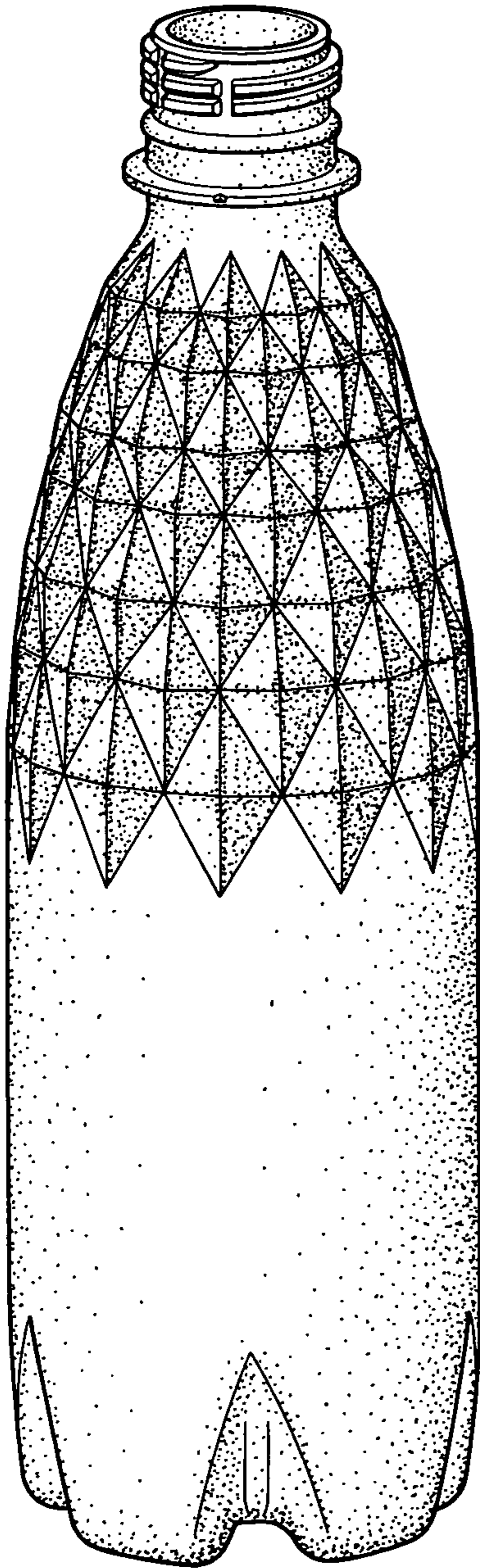


Fig. 2

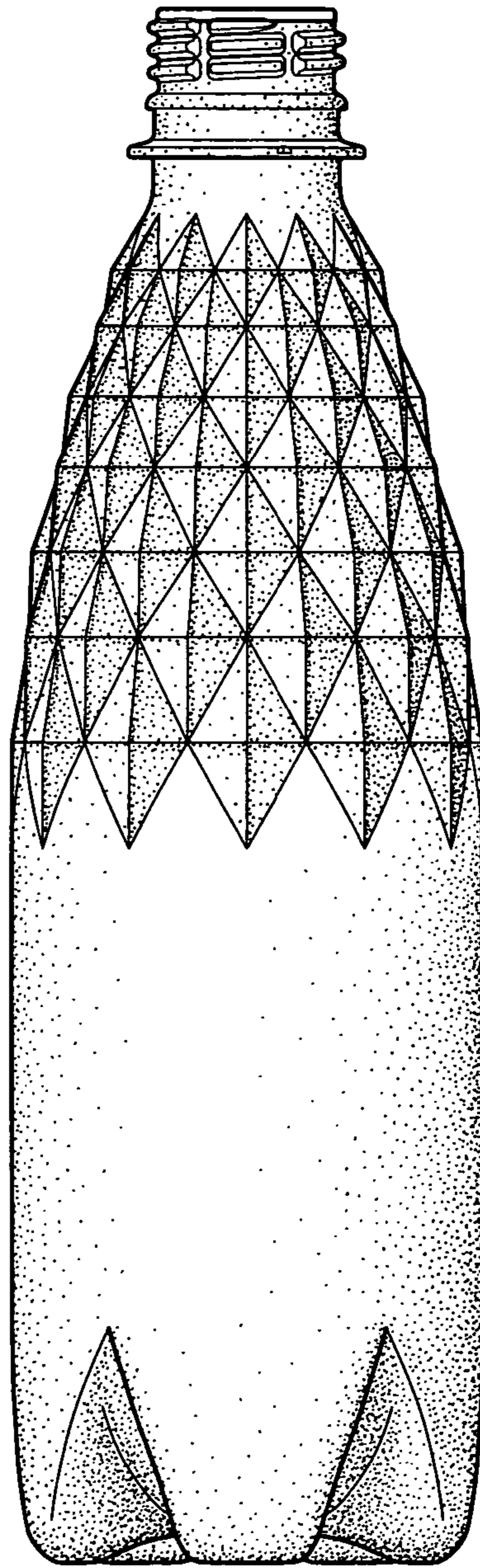


Fig.3

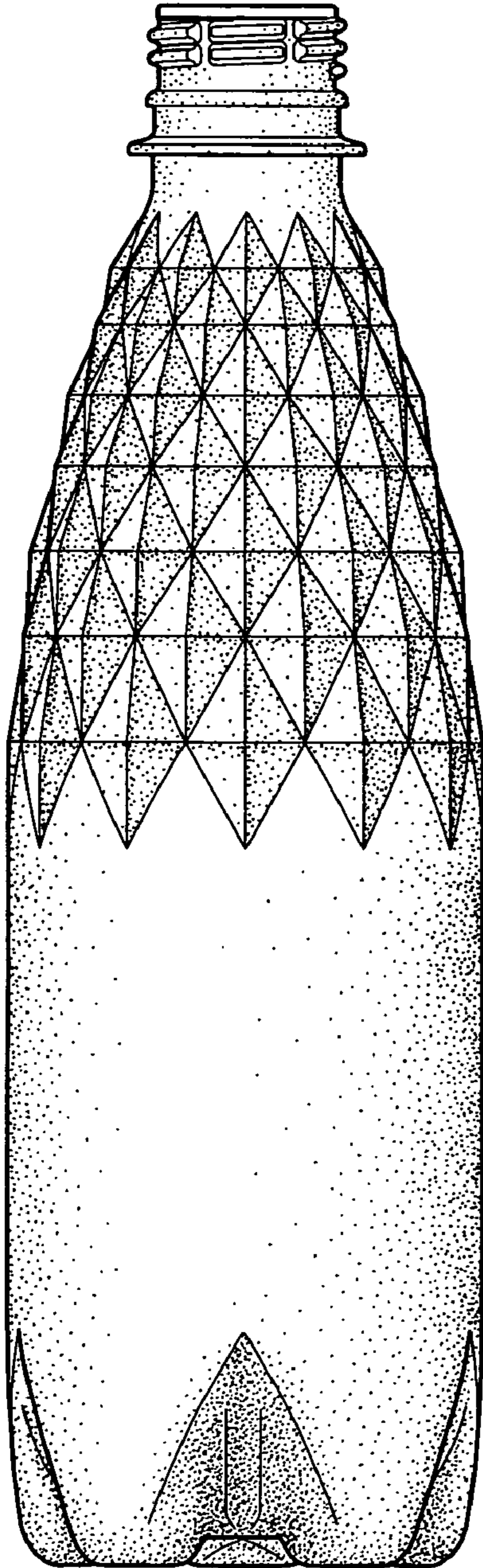


Fig.4

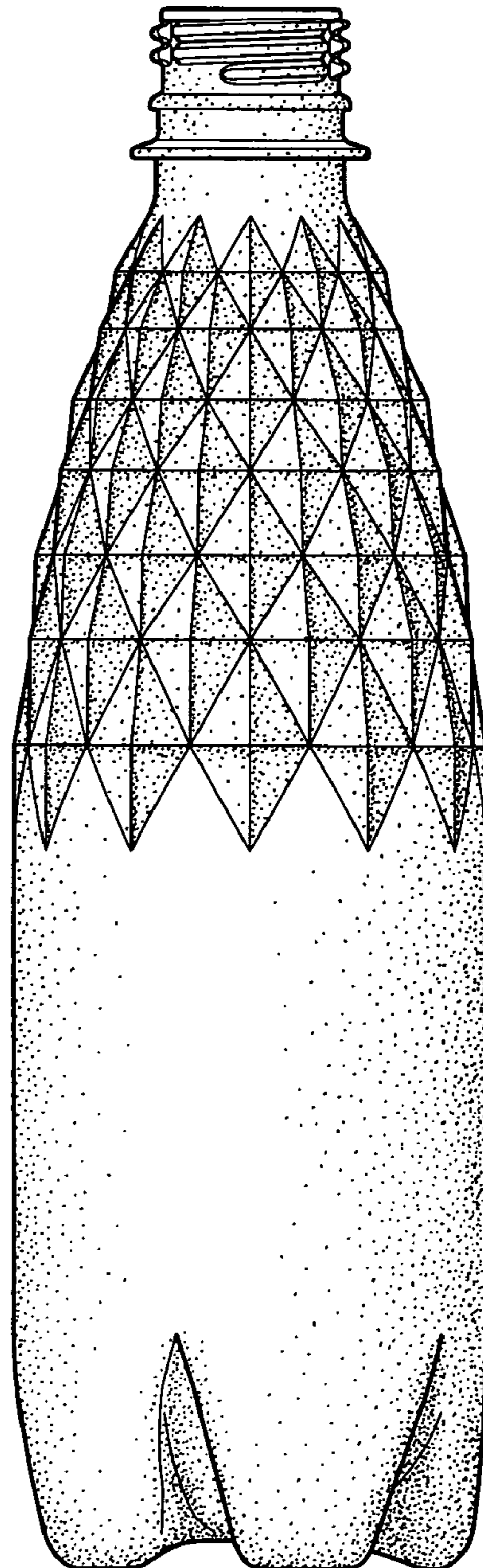


Fig.5

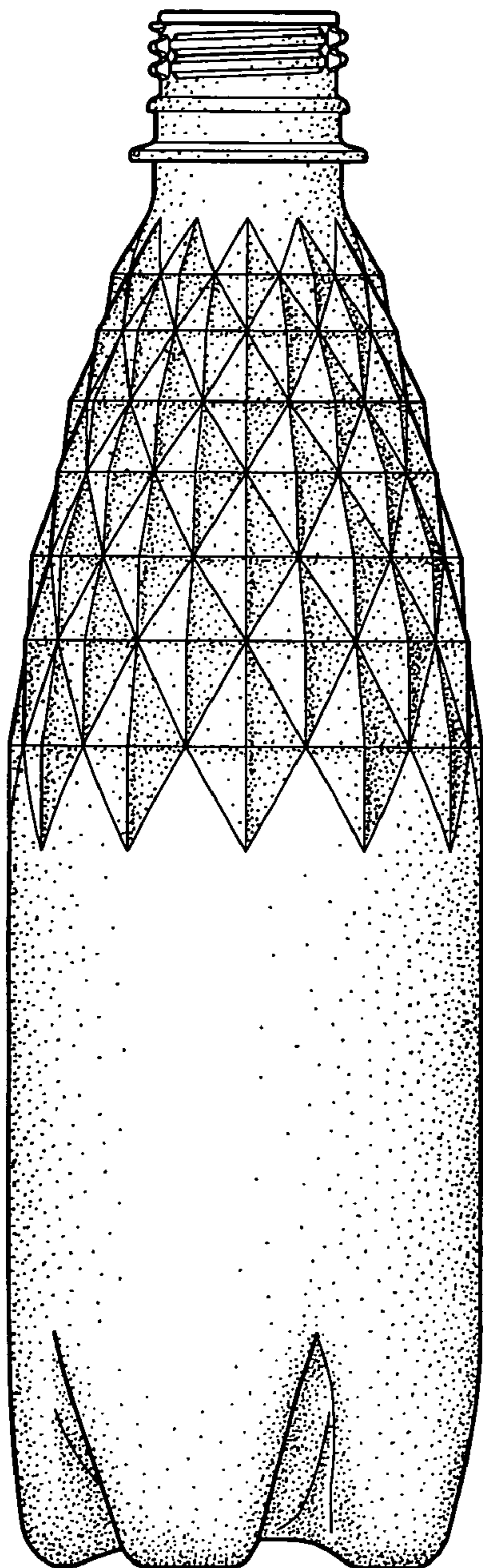


Fig.6

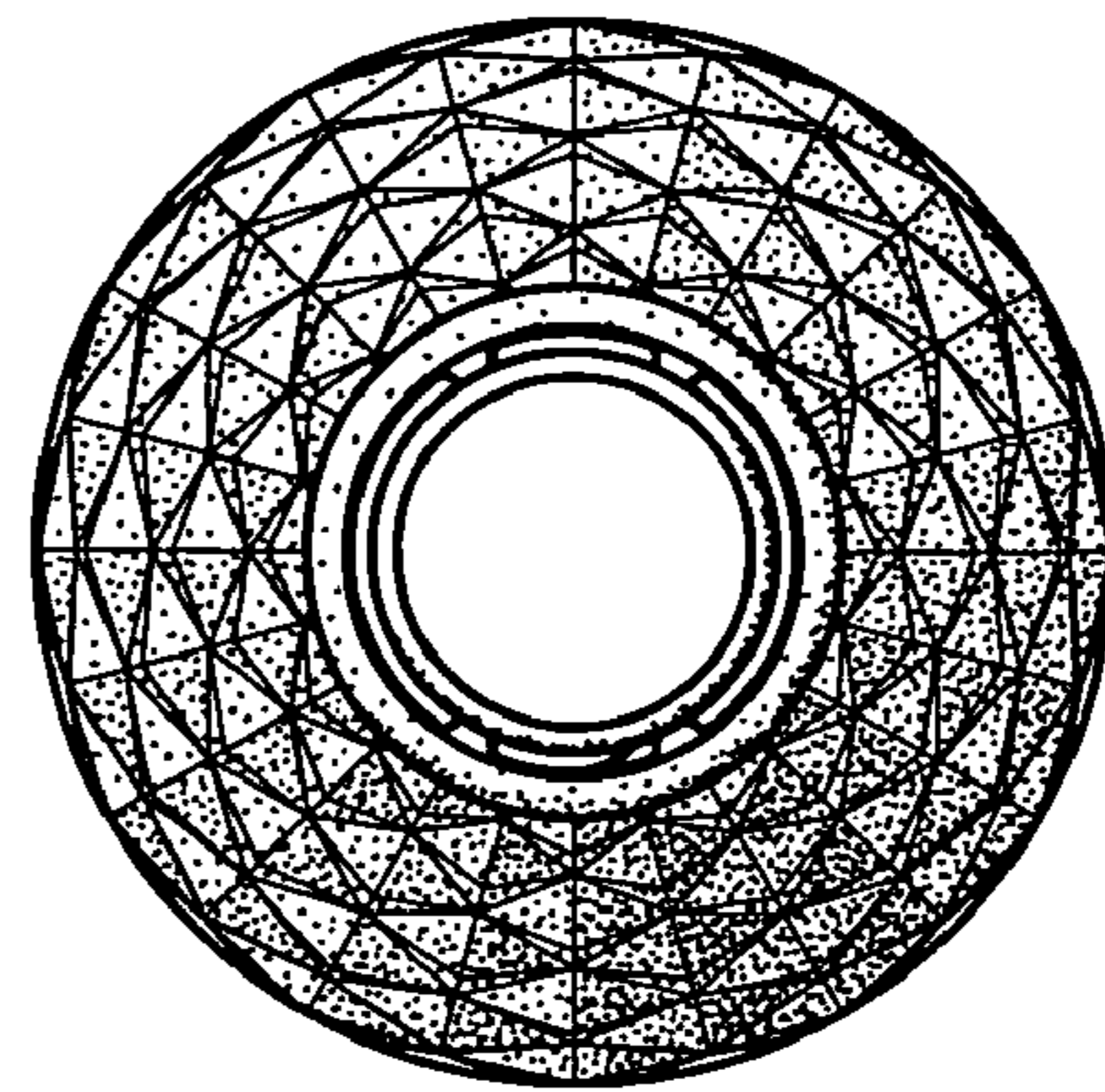


Fig.7

