



US00D653115S

(12) **United States Design Patent**
Yourist

(10) **Patent No.:** **US D653,115 S**

(45) **Date of Patent:** **** Jan. 31, 2012**

(54) **CONTAINER**

(75) Inventor: **Sheldon E. Yourist**, York, PA (US)

(73) Assignee: **Graham Packaging Company, L.P.**,
York, PA (US)

(**) Term: **14 Years**

(21) Appl. No.: **29/353,979**

(22) Filed: **Jan. 18, 2010**

(51) **LOC (9) Cl.** **09-01**

(52) **U.S. Cl.** **D9/541; D9/532; D9/543; D9/559;**
D9/569; D9/570; D9/575

(58) **Field of Classification Search** **D9/682,**
D9/684, 686, 693-694, 516, 523, 532, 536,
D9/541-544, 546, 559-561, 566-567, 569-571,
D9/574-575; 215/381-385; D24/121, 224
See application file for complete search history.

(56) **References Cited**

U.S. PATENT DOCUMENTS

3,021,973	A *	2/1962	Palmer	215/397
D192,535	S *	4/1962	Laudano	D9/543
D214,422	S *	6/1969	Lewis et al.	D9/532
D217,439	S *	5/1970	Platte	D9/543
D219,366	S *	12/1970	Smith	D9/532
D258,117	S *	2/1981	Bashour	D9/543
D261,106	S *	10/1981	Winchell et al.	D9/542
D262,267	S *	12/1981	Cox	D9/543
D269,594	S *	7/1983	Gurolnick	D9/529
D277,362	S	1/1985	Epperson		
D292,173	S *	10/1987	Julian et al.	D9/574 X
D294,120	S *	2/1988	Griesing et al.	D9/570 X
4,949,861	A *	8/1990	Cochran	215/382 X

5,222,615	A *	6/1993	Ota et al.	215/383 X
D402,896	S *	12/1998	Conrad	D9/559 X
D403,243	S *	12/1998	Takeuchi et al.	D9/532
D431,470	S *	10/2000	Henderson	D9/543 X
D462,012	S *	8/2002	Manderfield, Jr.	D9/530
D510,870	S *	10/2005	Kelly et al.	D9/523
D543,466	S *	5/2007	Little et al.	D9/543
D543,860	S *	6/2007	Pacente et al.	D9/566 X
D622,594	S *	8/2010	Kissinger et al.	D9/516
D630,516	S *	1/2011	Kissinger et al.	D9/523
D641,246	S *	7/2011	Maas et al.	D9/570 X
D641,638	S *	7/2011	Stengel	D9/560
2011/0174829	A1 *	7/2011	Yourist	220/669

* cited by examiner

Primary Examiner — Carol P Rademaker

(74) *Attorney, Agent, or Firm* — Knoble Yoshida & Dunleavy, LLC

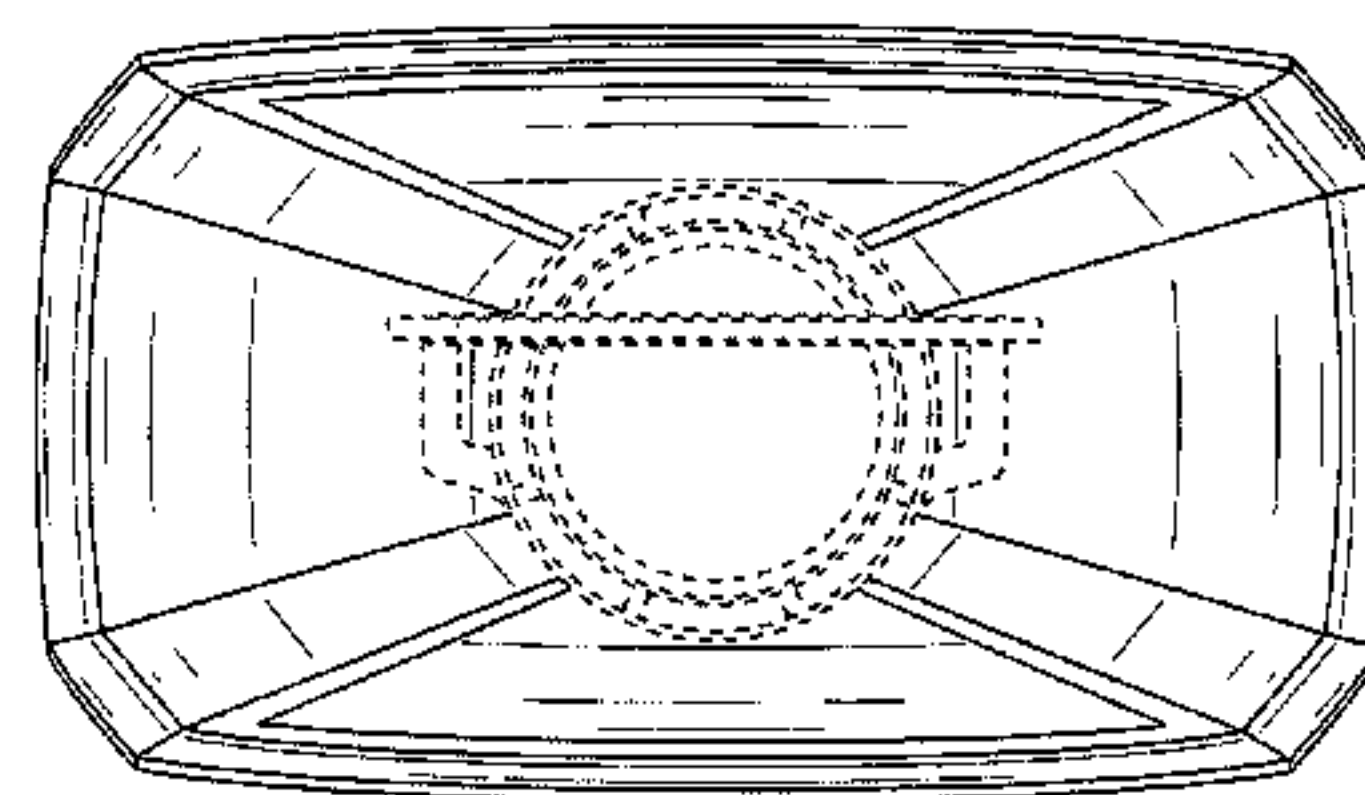
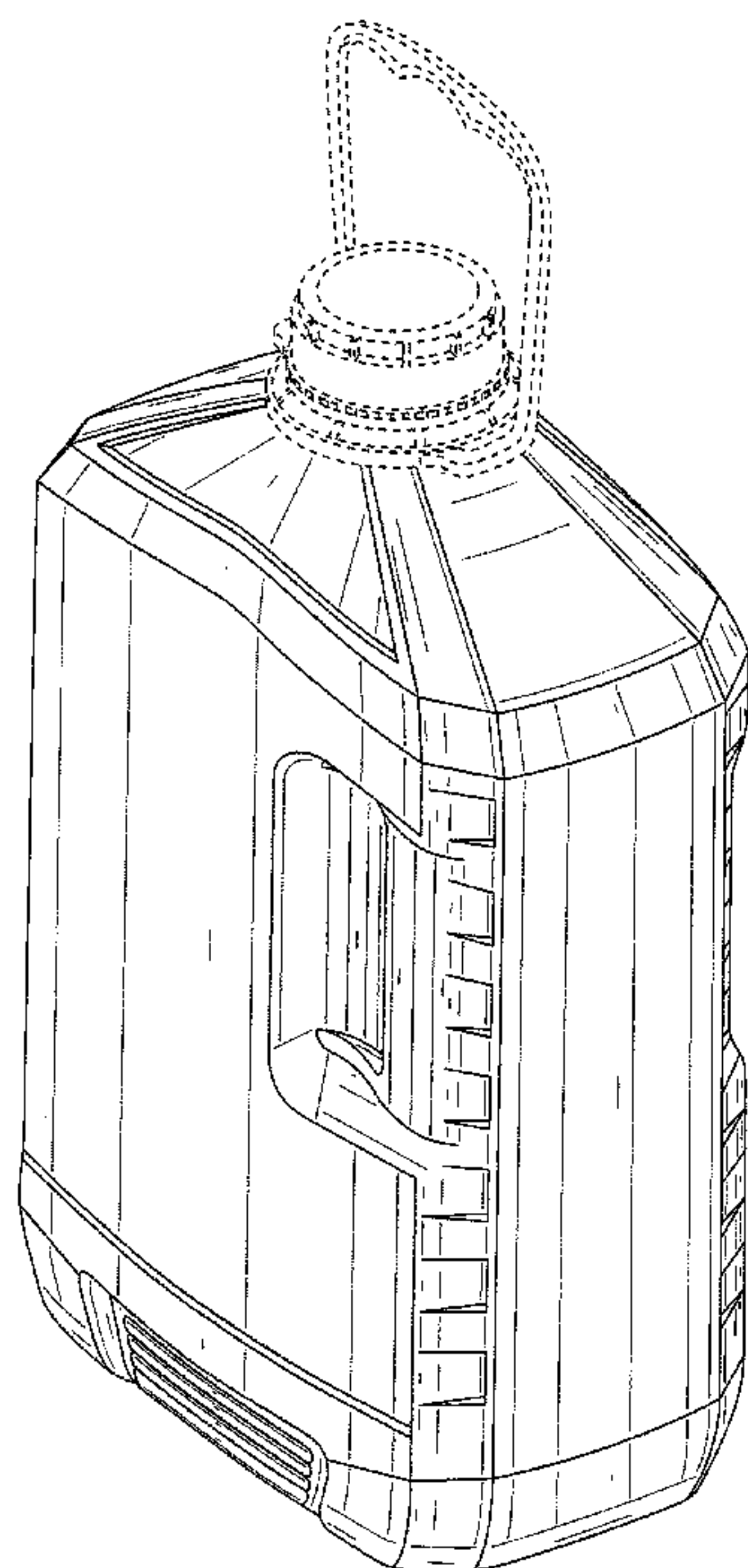
(57) **CLAIM**

The ornamental design for an “container,” as shown and described.

DESCRIPTION

FIG. 1 is a top, front, right side perspective view of a container, showing my new design;
FIG. 2 is a front elevational view thereof;
FIG. 3 is a rear elevational view thereof;
FIG. 4 is a left side elevational view thereof;
FIG. 5 is a right side elevational view thereof; and,
FIG. 6 is a top plan view thereof.
The broken lines shown in the drawings are for the purpose of illustrating environmental structure and form no part of the claimed design.

1 Claim, 6 Drawing Sheets



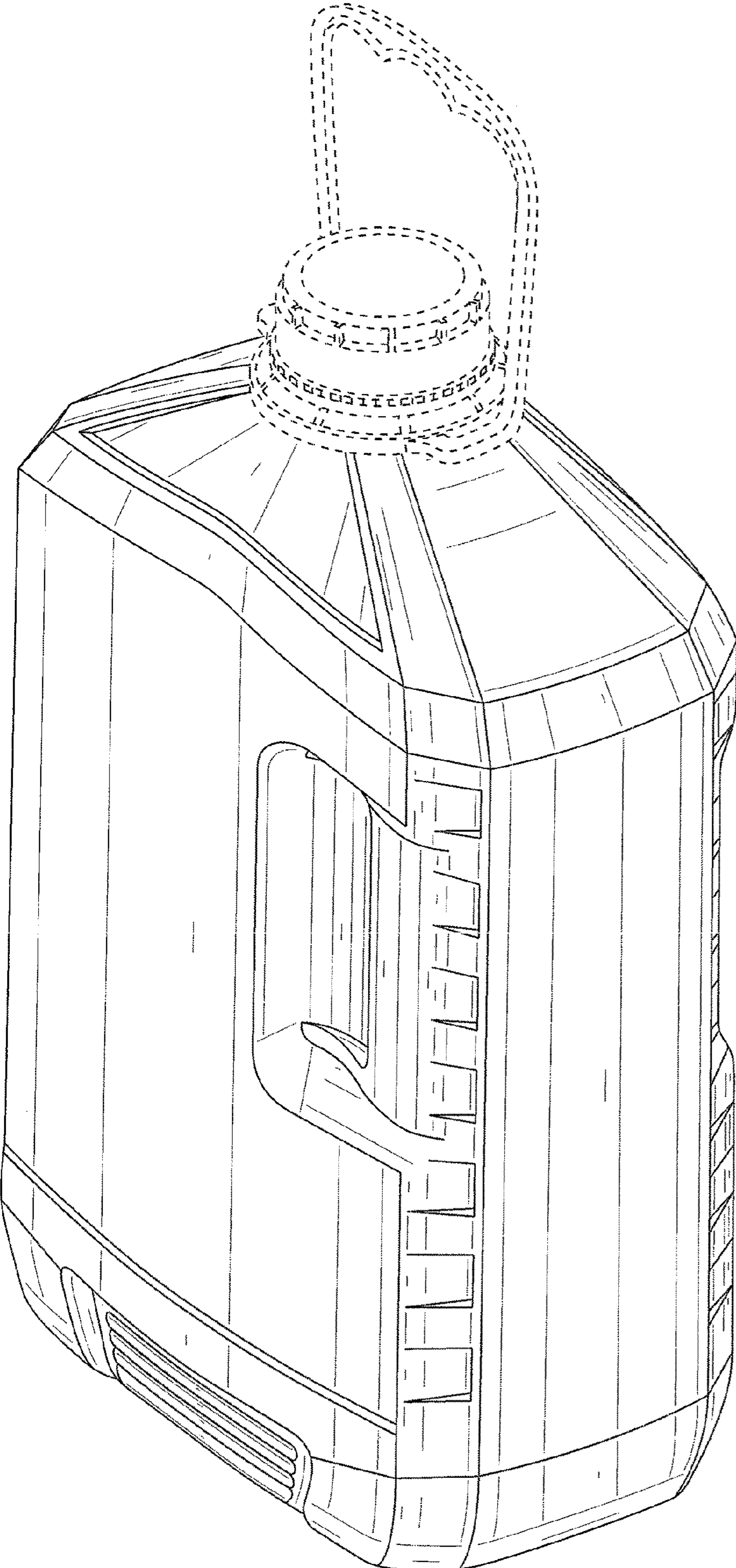


FIG. 1

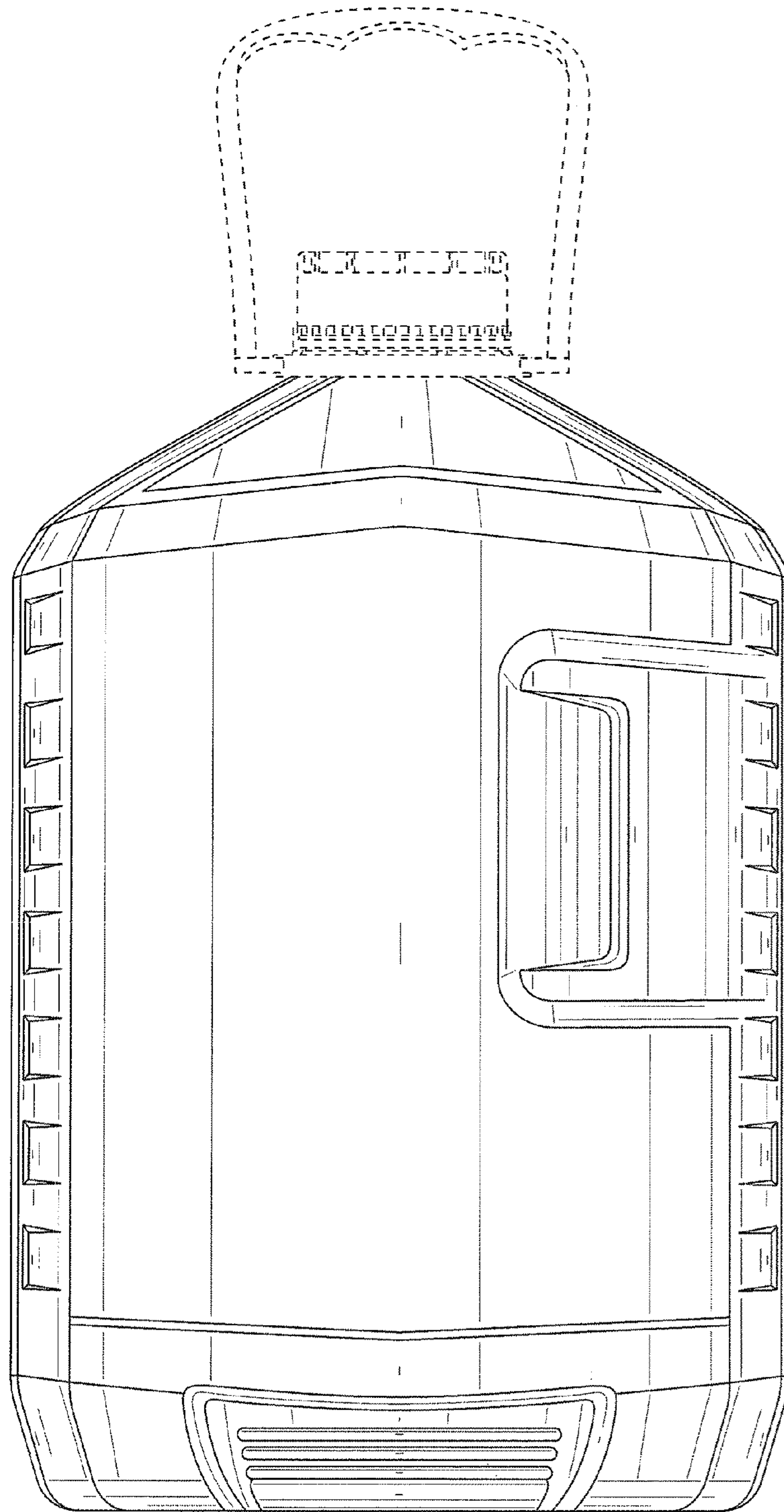


FIG. 2

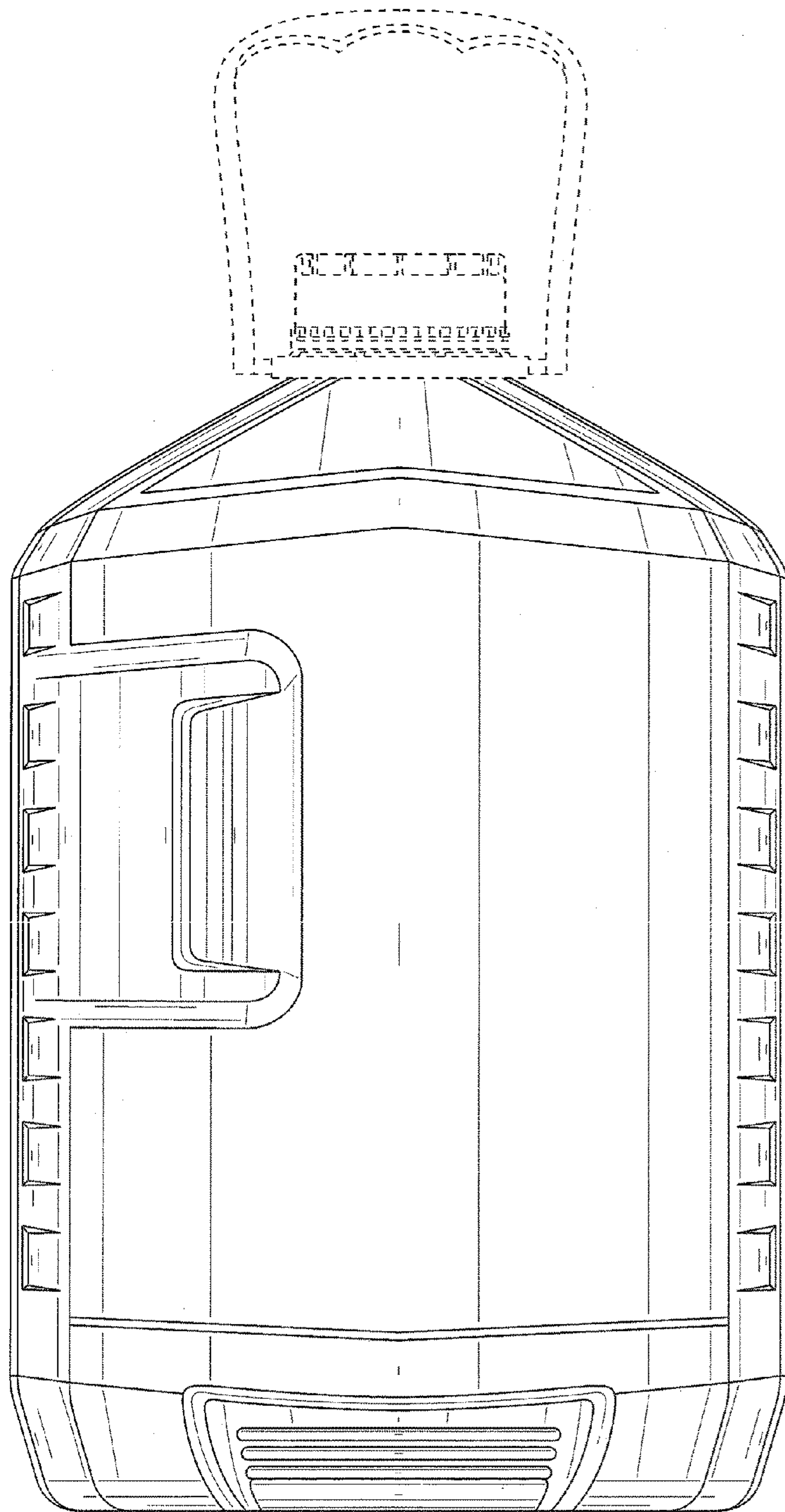


FIG. 3

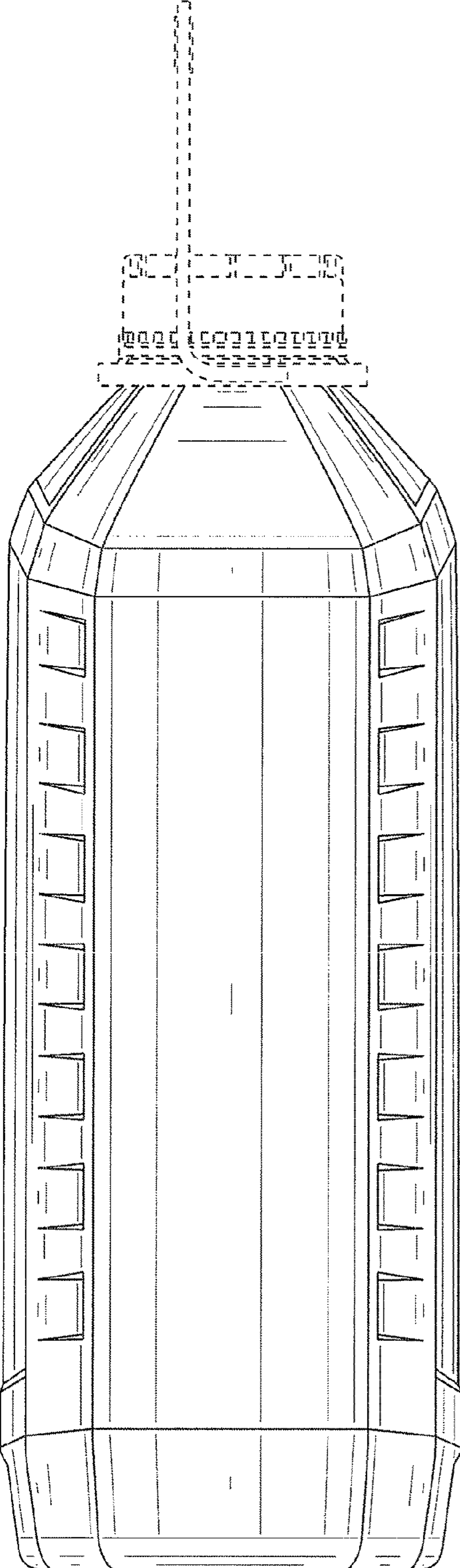


FIG. 4

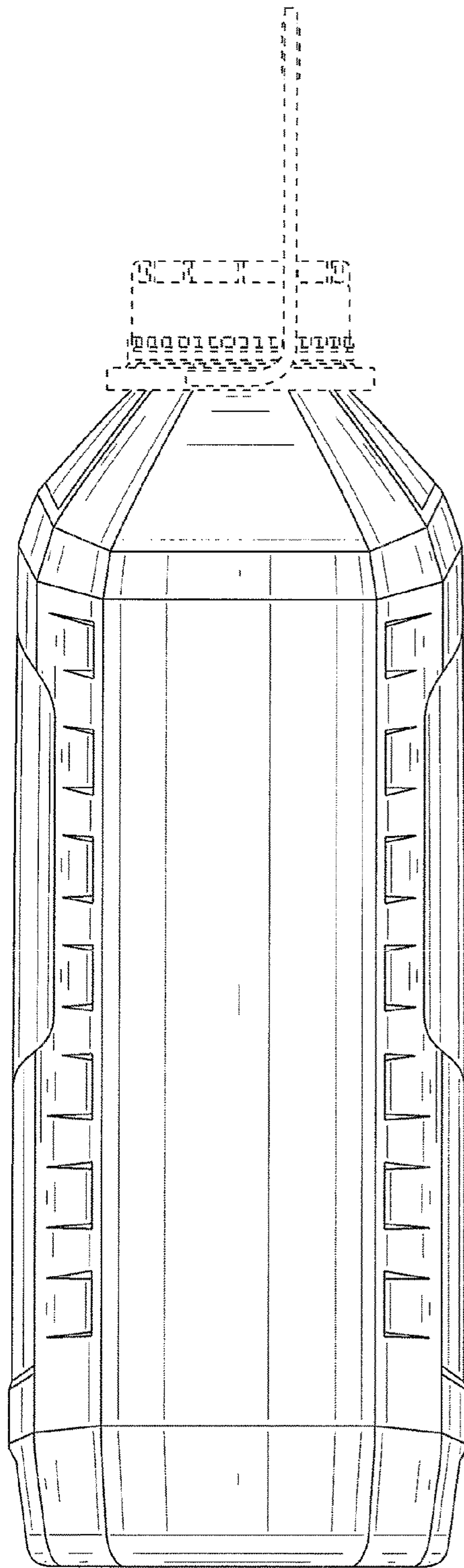


FIG. 5

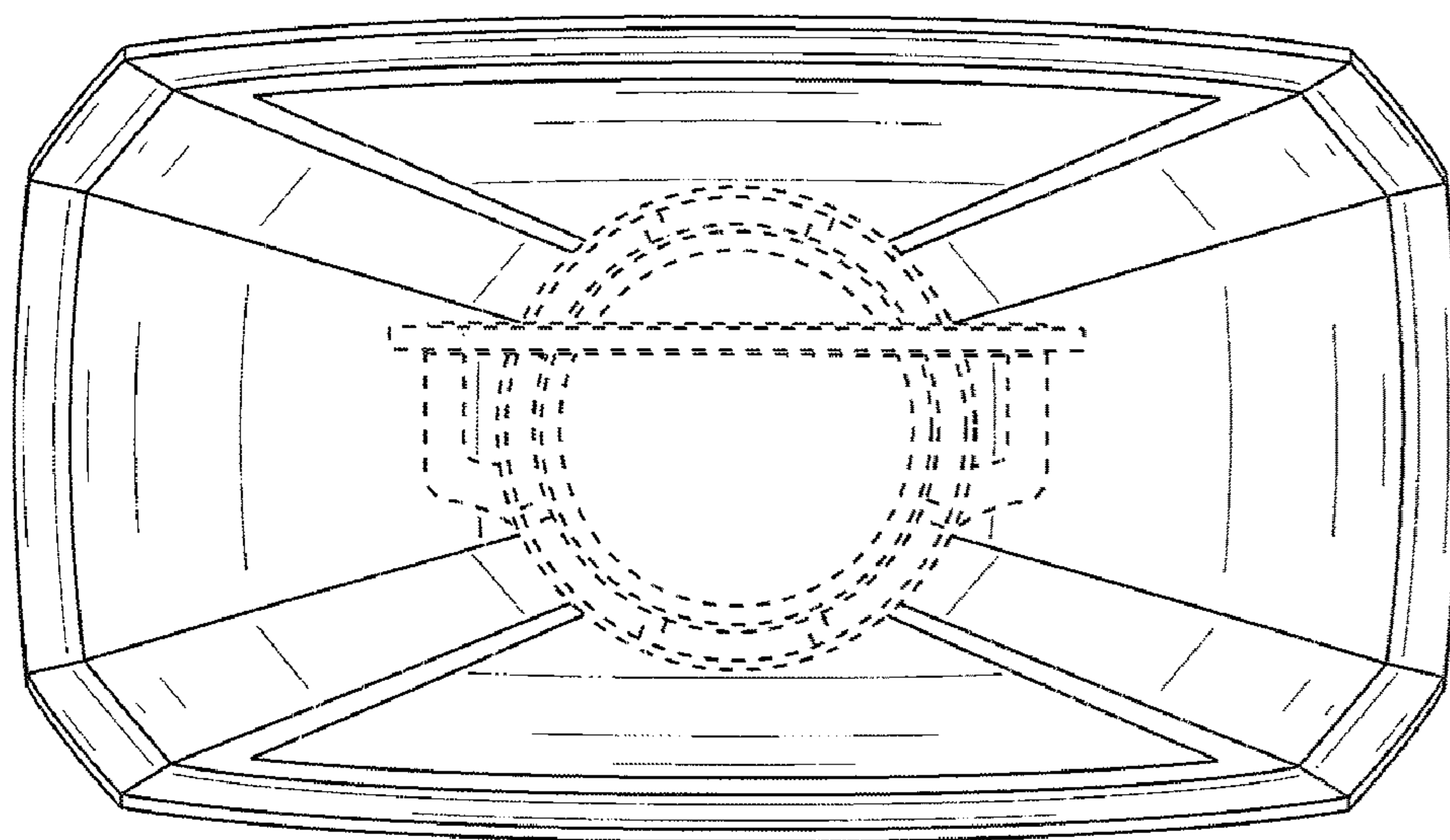


FIG. 6