



US00D653111S

(12) **United States Design Patent**
Snyder

(10) **Patent No.:** **US D653,111 S**
(45) **Date of Patent:** **** Jan. 31, 2012**

- (54) **BOTTLE**
- (75) Inventor: **David A. Snyder**, West Chicago, IL (US)
- (73) Assignee: **Tricorbraun Inc.**, St. Louis, MO (US)
- (**) Term: **14 Years**
- (21) Appl. No.: **29/377,162**
- (22) Filed: **Oct. 18, 2010**
- (51) **LOC (9) Cl.** **09-01**
- (52) **U.S. Cl.** **D9/521; D9/520; D9/558**
- (58) **Field of Classification Search** **D9/516,**
D9/520-521, 529, 549, 558, 574; 215/379,
215/381; 220/660, 669, 675
 See application file for complete search history.

(56) **References Cited**

U.S. PATENT DOCUMENTS

D211,933	S	*	8/1968	Horne	D9/522
3,468,447	A	*	9/1969	Smalley	215/295
D217,058	S	*	3/1970	Marsh	D23/207
D321,828	S	*	11/1991	During	D9/520
5,137,178	A	*	8/1992	Stokes et al.	222/94
D344,888	S	*	3/1994	Linner	D9/699
D402,194	S	*	12/1998	Zaksensberg	D9/699
D413,263	S	*	8/1999	Pritchard et al.	D9/454
D464,269	S	*	10/2002	Pannozzo et al.	D9/558
D531,047	S	*	10/2006	Hiolin et al.	D9/631
D542,660	S	*	5/2007	Thomas et al.	D9/521
D580,767	S	*	11/2008	Okin et al.	D9/521
D588,920	S	*	3/2009	O'Donahue	D9/521
D605,944	S	*	12/2009	Hundertmark	D9/529
D627,229	S	*	11/2010	Shi	D9/521

* cited by examiner

Primary Examiner — Ian Simmons
Assistant Examiner — Dana L Sipos
(74) *Attorney, Agent, or Firm* — H. Frederick Rusche;
Husch Blackwell LLP



(57) **CLAIM**

I claim the ornamental design for a bottle, as shown and described.

DESCRIPTION

FIG. 1 is a perspective view of a bottle showing a first embodiment of my new design;
FIG. 2 is a front view thereof;
FIG. 3 is a side view thereof;
FIG. 4 is a left side view thereof;
FIG. 5 is a right side view thereof;
FIG. 6 is a top view thereof; and
FIG. 7 is a bottom view thereof.
FIG. 8 is a perspective view of a bottle showing a second embodiment of my new design;
FIG. 9 is a front view thereof;
FIG. 10 is a side view thereof;
FIG. 11 is a left side view thereof;
FIG. 12 is a right side view thereof;
FIG. 13 is a top view thereof; and,
FIG. 14 is a bottom view thereof.
The broken lines shown in the drawing views are included for the purpose of showing environmental structure that forms no part of the claimed design.

1 Claim, 4 Drawing Sheets



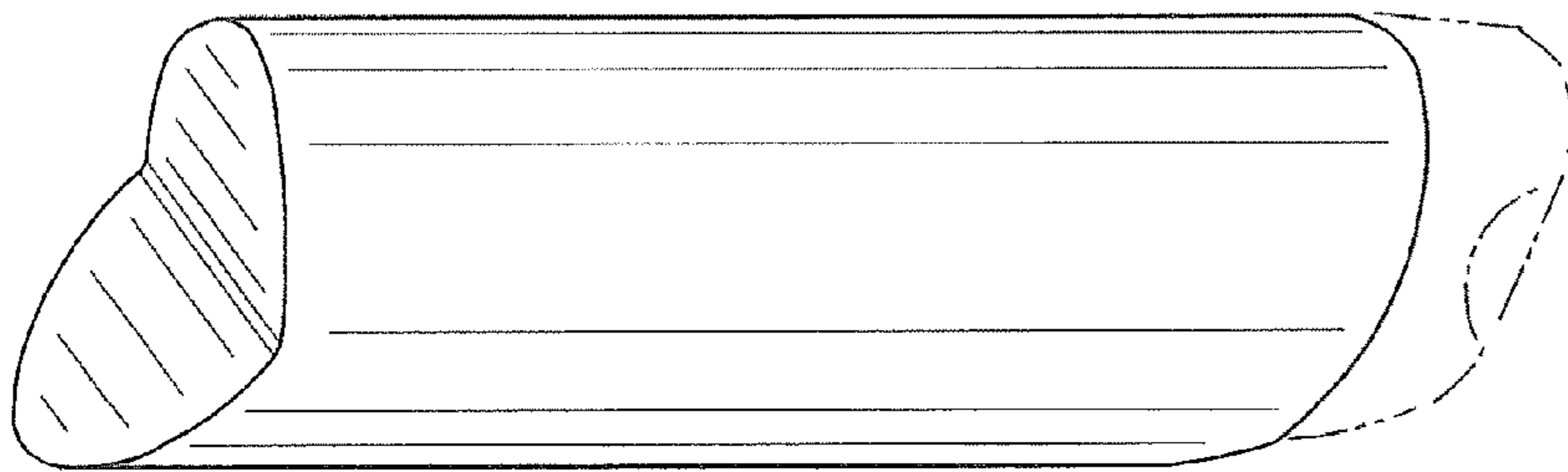


FIG. 1

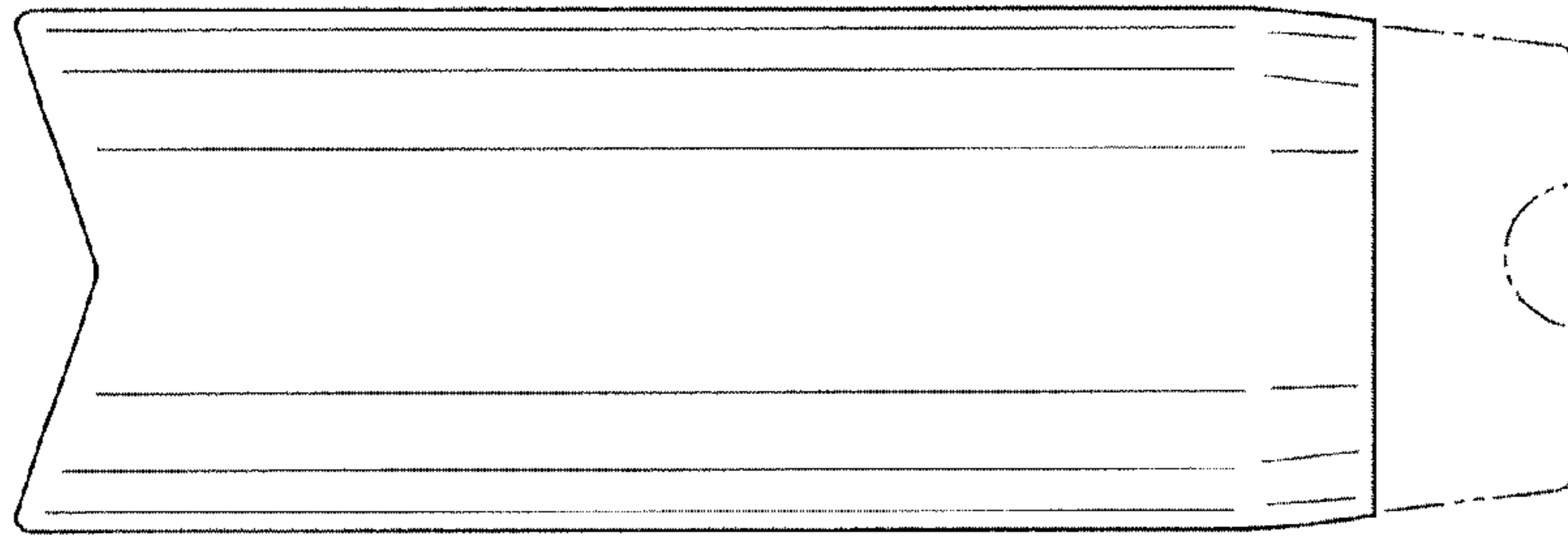


FIG. 2

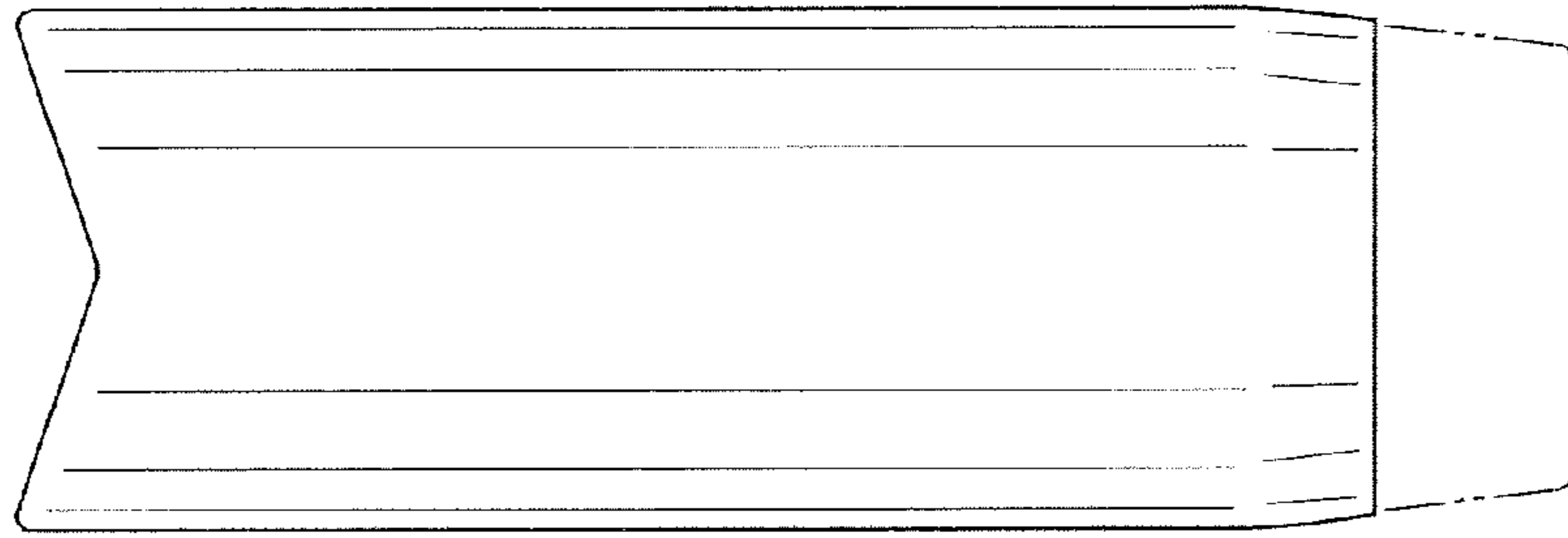


FIG. 3




FIG. 4
FIG. 5

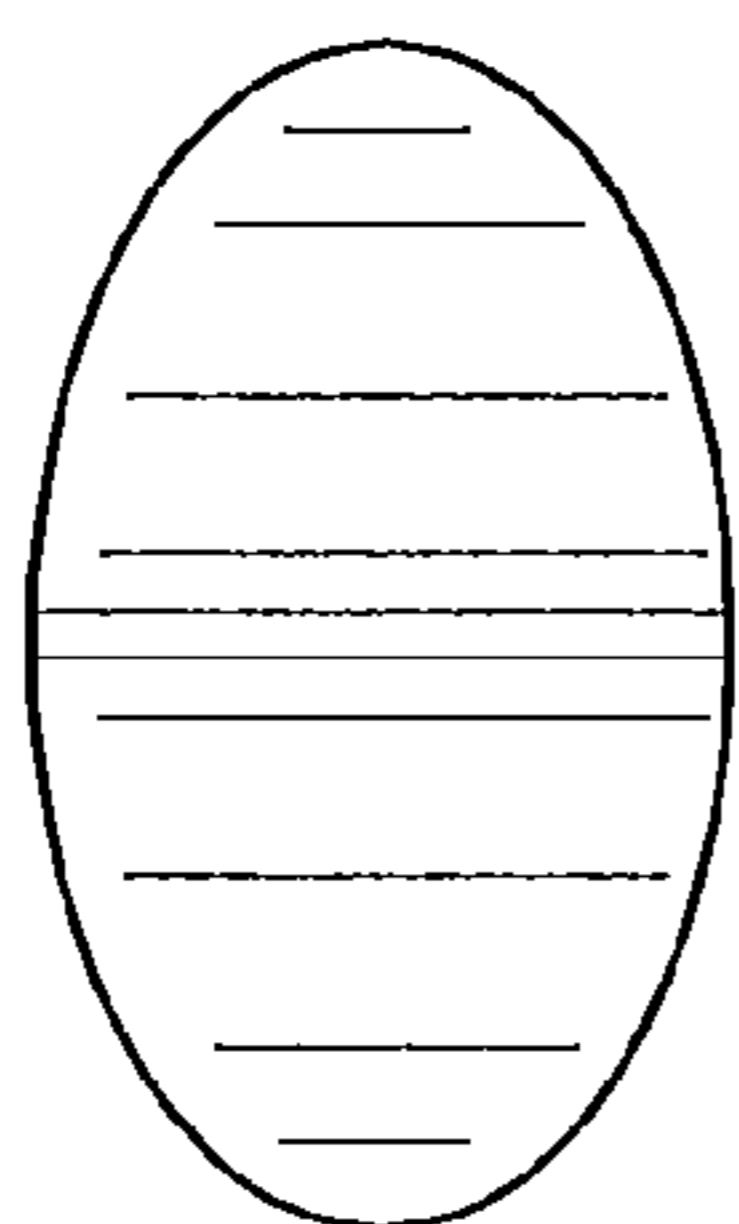


FIG. 6

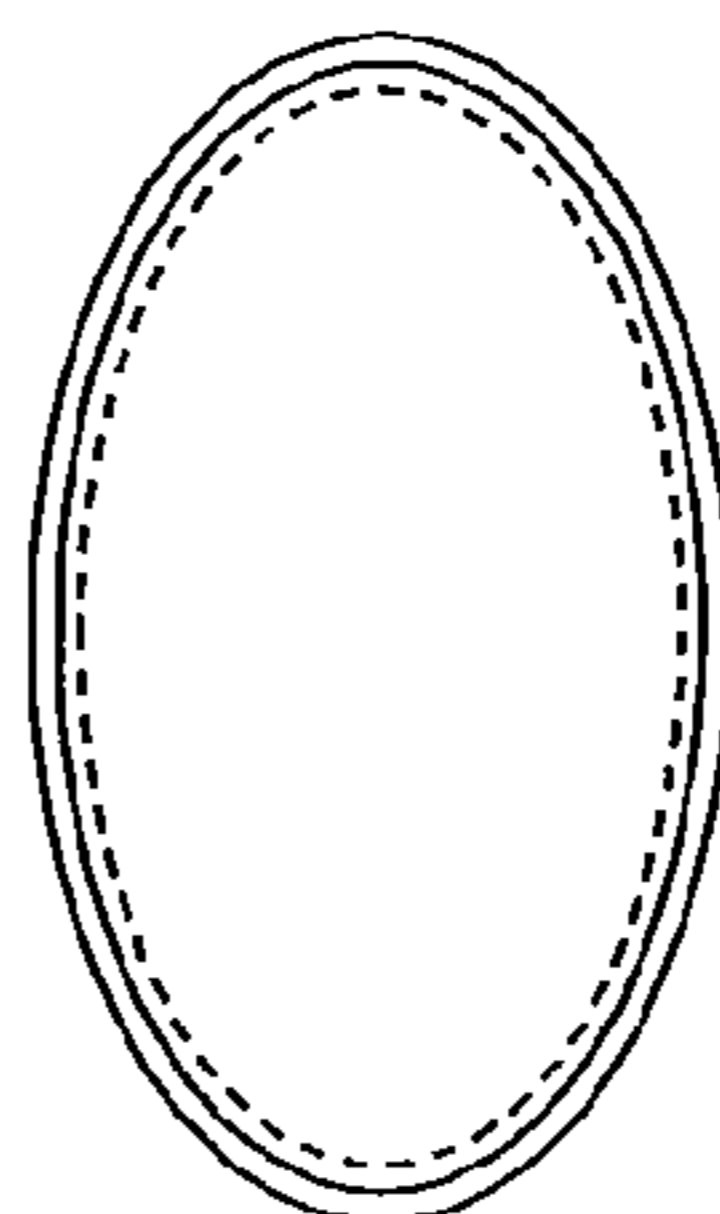


FIG. 7




FIG. 8




FIG. 9




FIG. 10




FIG. 11 FIG. 12

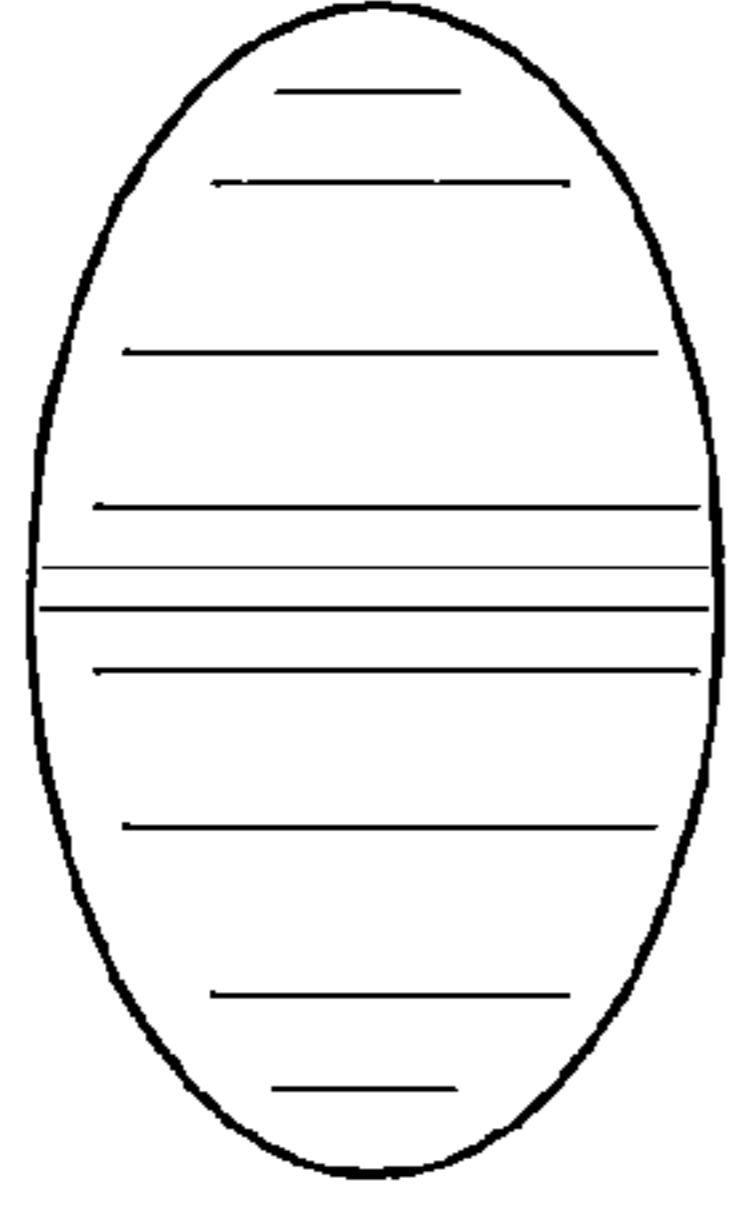


FIG. 13

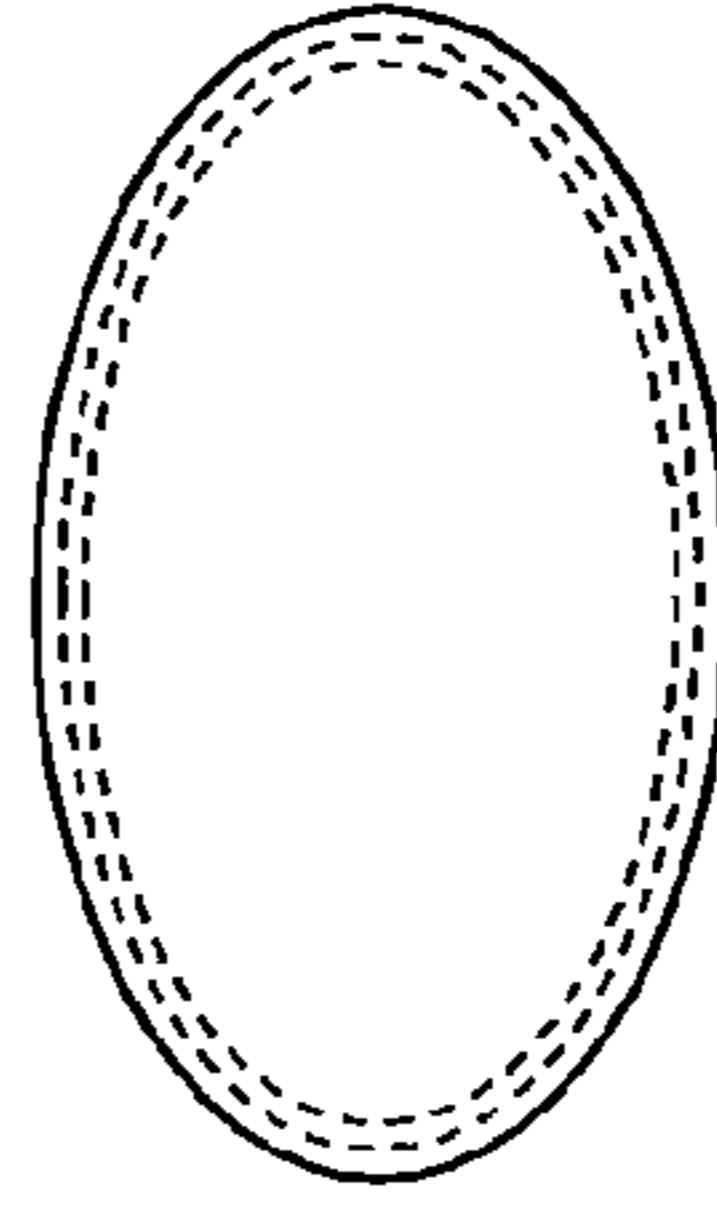


FIG. 14