



US00D653094S

(12) **United States Design Patent**
Onello et al.

(10) **Patent No.:** **US D653,094 S**
(45) **Date of Patent:** **** Jan. 31, 2012**

(54) **HAMMER**

(75) Inventors: **Timothy Scott Onello**, Murfreesboro, TN (US); **Charles Weber**, Onalaska, WI (US)

(73) Assignee: **Walter Meier (Manufacturing) Inc.**, La Vergne, TN (US)

(**) Term: **14 Years**

(21) Appl. No.: **29/390,672**

(22) Filed: **Apr. 28, 2011**

(51) **LOC (9) Cl.** **08-02**

(52) **U.S. Cl.** **D8/77**

(58) **Field of Classification Search** D8/26,
D8/75-83, 107; 7/143, 138; 30/308.1; 144/195.5;
81/19-24, 26, 489; 76/103
See application file for complete search history.

(56) **References Cited**

U.S. PATENT DOCUMENTS

1,447,732	A *	3/1923	Schroeder et al.	81/19
1,475,969	A *	12/1923	Schroeder et al.	81/19
D182,134	S *	2/1958	MacMinn	D8/77
3,394,745	A *	7/1968	Kuchins	81/19
3,942,567	A *	3/1976	Richilano	81/26
4,139,930	A *	2/1979	Cox	81/26
D274,496	S *	7/1984	Grover et al.	D8/77

D285,284	S *	8/1986	Blomqvist	D8/77
5,012,702	A *	5/1991	Taylor	81/25
D350,269	S *	9/1994	Majors et al.	D8/77
D463,725	S *	10/2002	Wroblewski et al.	D8/77
D533,759	S *	12/2006	Hopper et al.	D8/77

* cited by examiner

Primary Examiner — Philip S Hyder

Assistant Examiner — Roselynn Cody

(74) *Attorney, Agent, or Firm* — Schiff Hardin LLP

(57) **CLAIM**

The ornamental design for a hammer, as shown and described.

DESCRIPTION

FIG. 1 is a perspective view of a hammer showing our new design;

FIG. 2 is a front elevational view of the hammer shown in FIG. 1;

FIG. 3 is a rear elevational view of the hammer shown in FIG. 1;

FIG. 4 is a right side elevational view of the hammer shown in FIG. 1;

FIG. 5 is a left side elevational view of the hammer shown in FIG. 1;

FIG. 6 is a top plan view of the hammer shown in FIG. 1; and,

FIG. 7 is a bottom plan view of the hammer shown in FIG. 1.

1 Claim, 3 Drawing Sheets

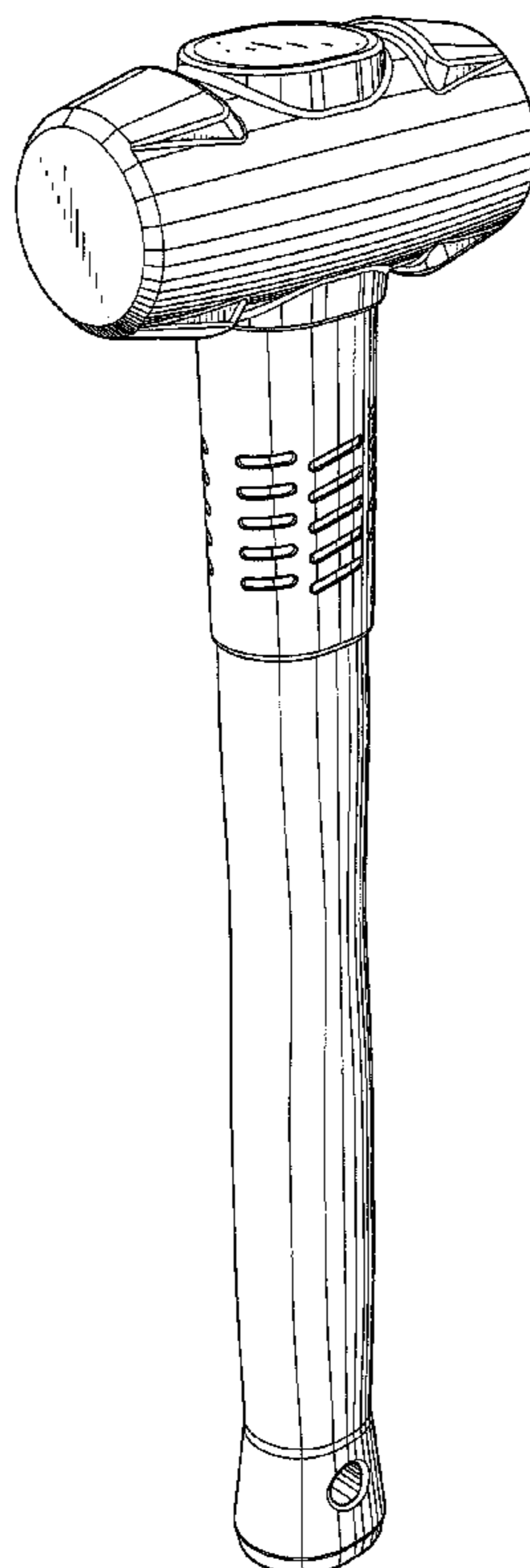


FIG. 1

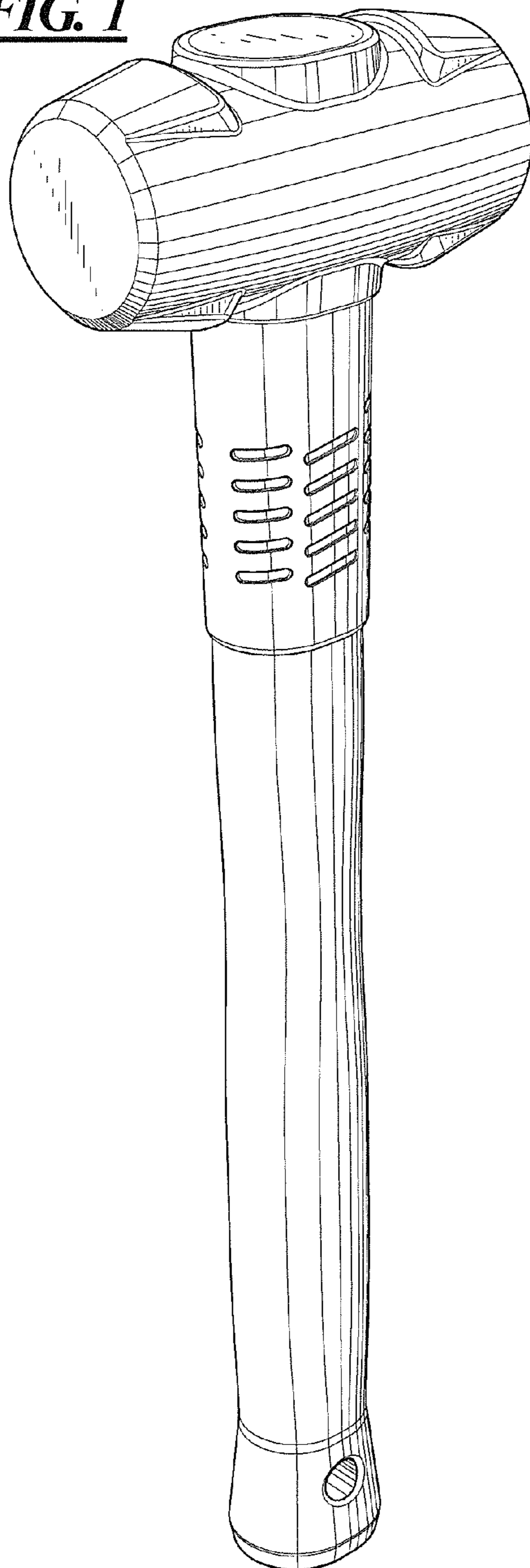
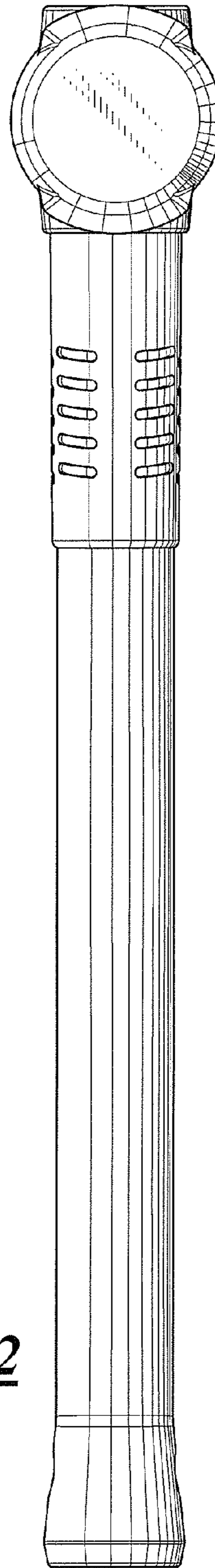
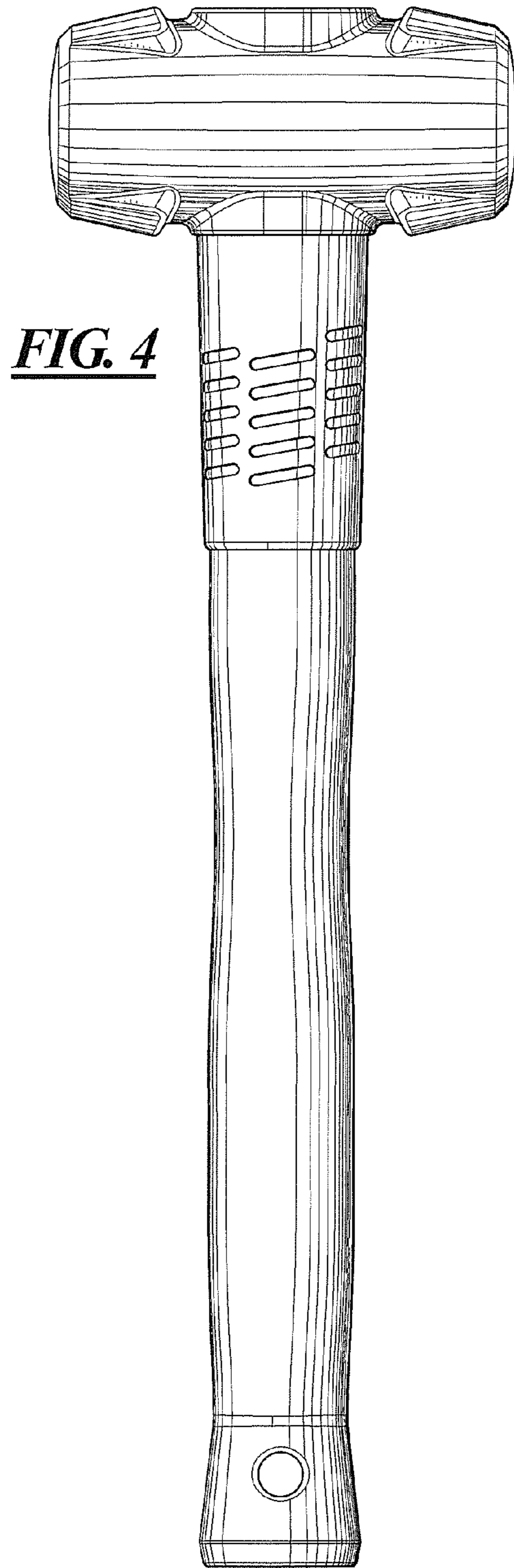
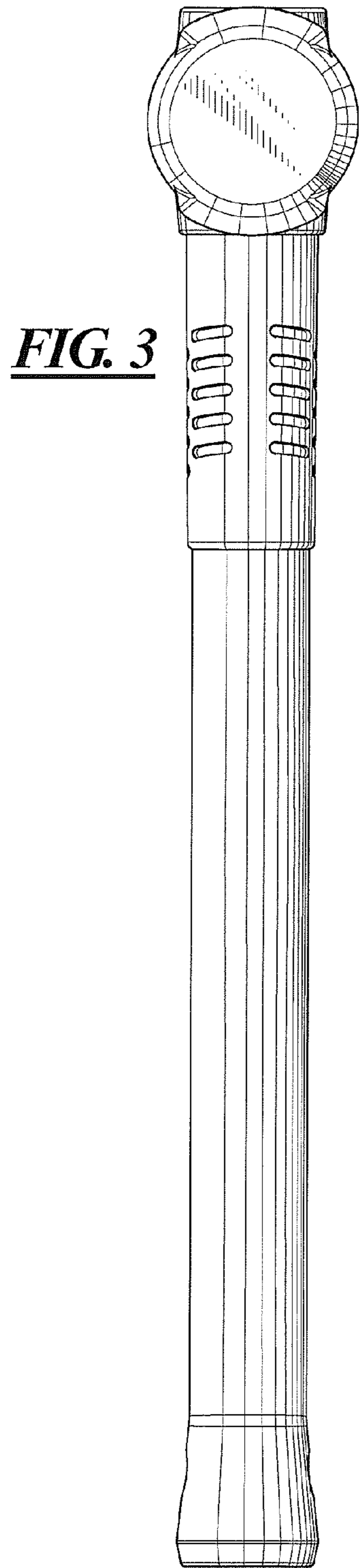


FIG. 2





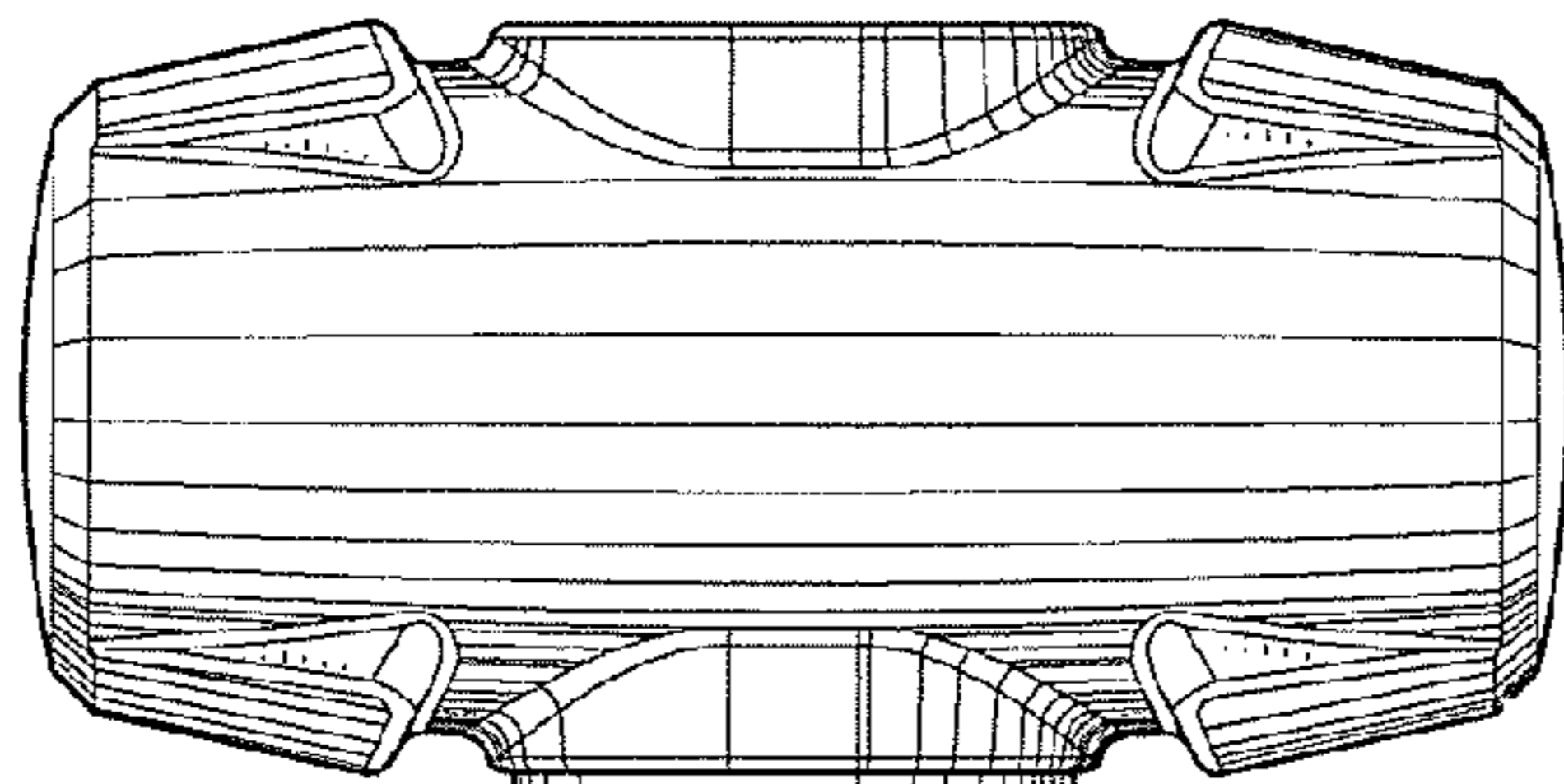


FIG. 5

FIG. 6

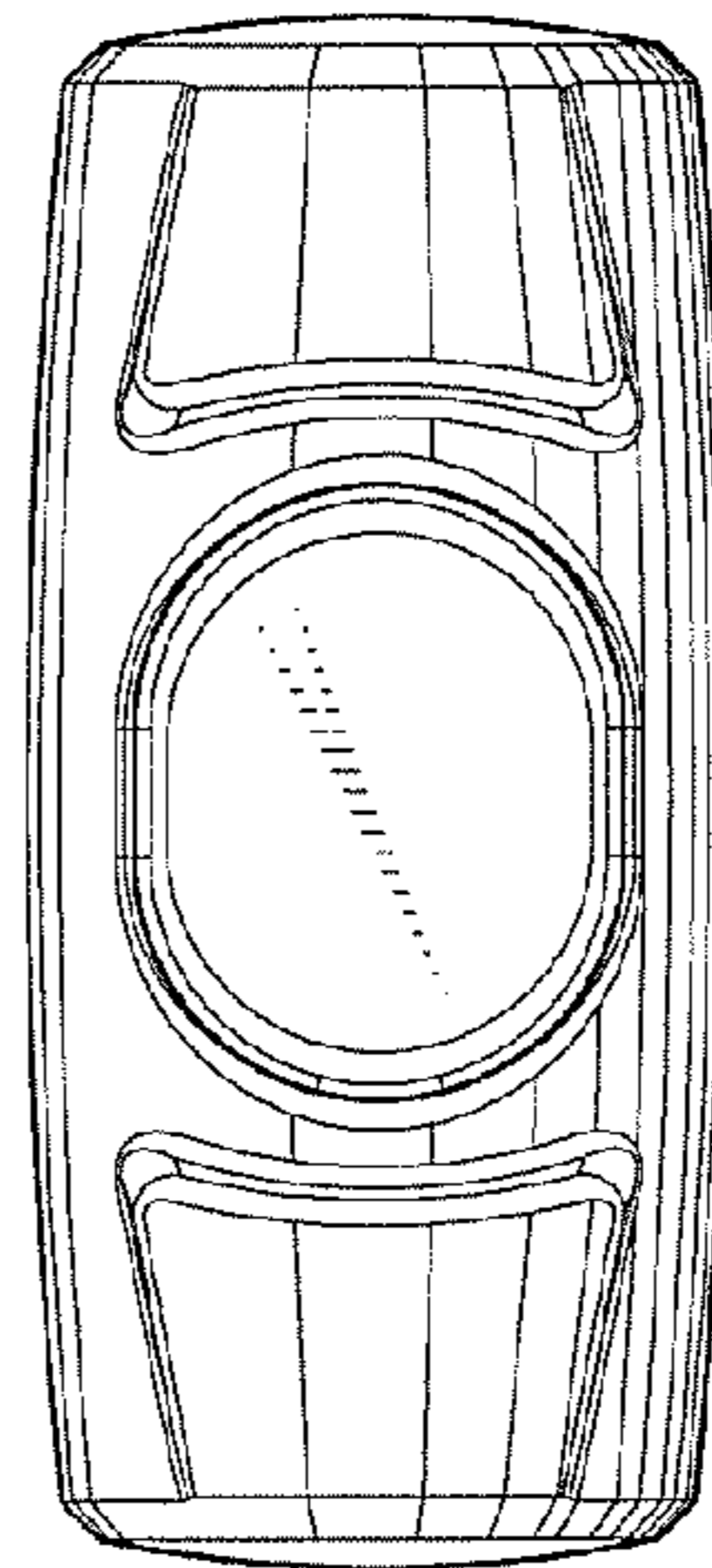


FIG. 7

