



US00D653084S

(12) **United States Design Patent**
Borghini

(10) **Patent No.:** **US D653,084 S**
(45) **Date of Patent:** **** Jan. 31, 2012**

(54) **PARTY PLATE**

(75) Inventor: **Fabio Borghini**, Arezzo (IT)

(73) Assignee: **Paper Point S.N.C. di Daria Fabbroni**
E Simone Borghini, Civitella In Val di
Chinan (Arezzo) (IT)

(**) Term: **14 Years**

(21) Appl. No.: **29/398,848**

(22) Filed: **Aug. 5, 2011**

(51) **LOC (9) Cl.** **07-01**

(52) **U.S. Cl.** **D7/553.8**

(58) **Field of Classification Search** D7/553.4,
D7/553.1-553.3, 550.1, 554.1-554.2, 555,
D7/552.1, 553.8, 396.1, 701; 220/500, 527,
220/553, 555-557, 574-575, 495.03
See application file for complete search history.

(56) **References Cited**

U.S. PATENT DOCUMENTS

3,955,672	A *	5/1976	Brundage	206/562
D331,860	S *	12/1992	Stanfield	D7/549
5,234,125	A *	8/1993	Roberts	220/574
5,419,455	A *	5/1995	Russeau	220/575
D368,409	S *	4/1996	Schwartz	D7/553.6
D373,933	S *	9/1996	Gibbs, III	D7/555
D386,048	S *	11/1997	Bebawey	D7/549
D388,661	S *	1/1998	Vignau et al.	D7/549
D392,156	S *	3/1998	Michael	D7/546
D406,727	S *	3/1999	Weatherby et al.	D7/553.1
D410,820	S *	6/1999	Lofrano	D7/549
D415,930	S *	11/1999	Schmidt	D7/553.1
6,021,914	A *	2/2000	Schmidt	220/574
D463,217	S *	9/2002	Yang	D7/555

D469,310	S *	1/2003	Bukowski	D7/553.1
D473,757	S *	4/2003	Schwartz	D7/553.8
D484,746	S *	1/2004	McMullin	D7/553.6
6,840,395	B2 *	1/2005	Agarwal et al.	220/556
D508,373	S *	8/2005	Corrieri	D7/553.6
D530,982	S *	10/2006	Faktorovich	D7/549
D547,127	S *	7/2007	Haughton	D7/555
D560,973	S *	2/2008	Parlowski	D7/553.8
D611,306	S *	3/2010	Zack et al.	D7/551.1
7,802,693	B2 *	9/2010	Kuhn	220/575
D625,960	S *	10/2010	Lipfert et al.	D7/553.8
D631,696	S *	2/2011	Lipfert et al.	D7/505
D642,407	S *	8/2011	Pirkl	D6/511

FOREIGN PATENT DOCUMENTS

IT 001682071-0001 3/2010

* cited by examiner

Primary Examiner — Elizabeth Albert

Assistant Examiner — Kelley Donnelly

(74) *Attorney, Agent, or Firm* — Lucas & Mercanti, LLP

(57) **CLAIM**

The ornamental design for a party plate, as shown and described.

DESCRIPTION

FIG. 1 is a perspective view of a party plate showing my new design;

FIG. 2 is a top view of the party plate;

FIG. 3 is a first side view of the party plate

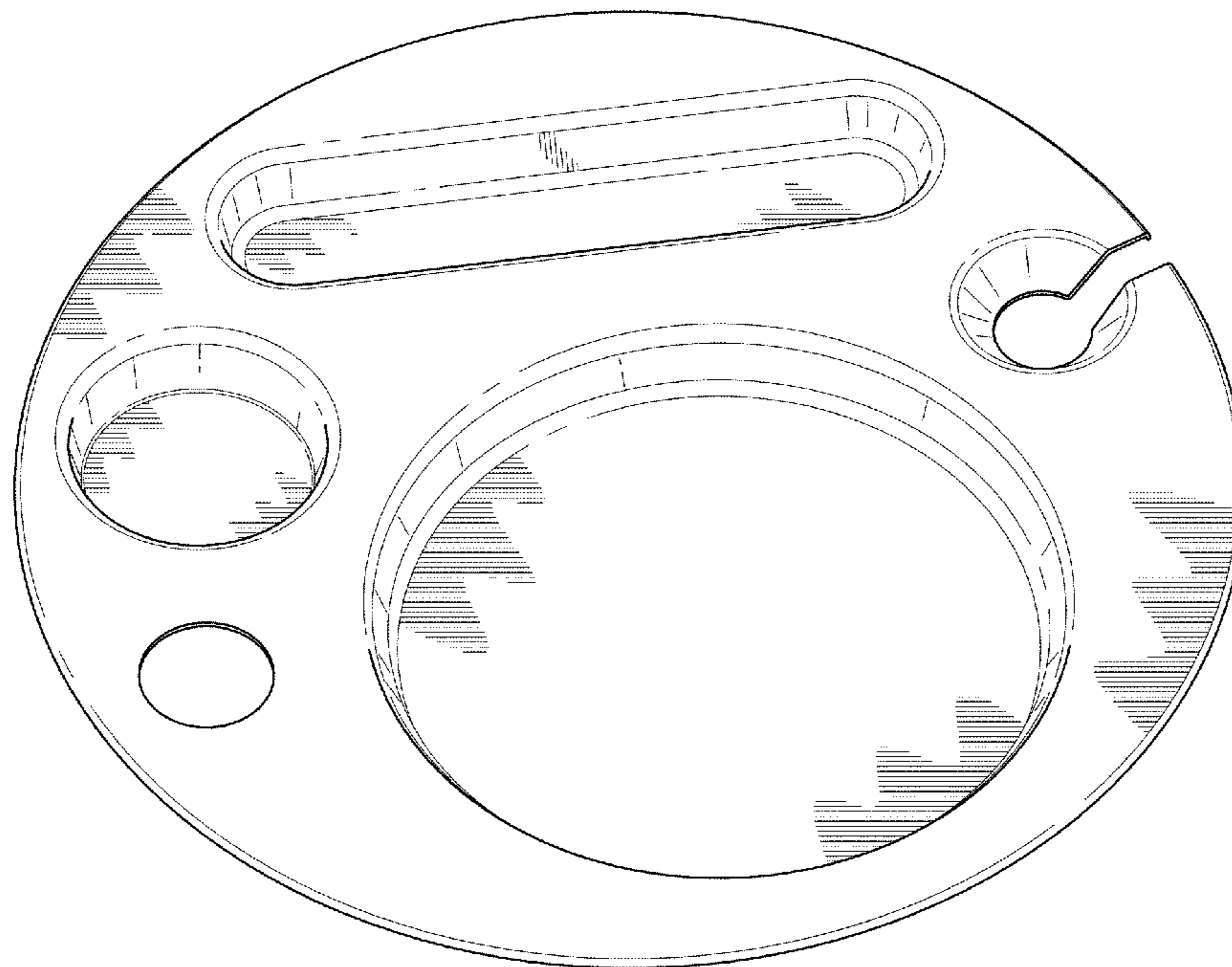
FIG. 4 is a second side view of the party plate

FIG. 5 is a third side view of the party plate

FIG. 6 is a fourth side view of the party plate; and,

FIG. 7 is a bottom view of the party plate.

1 Claim, 3 Drawing Sheets



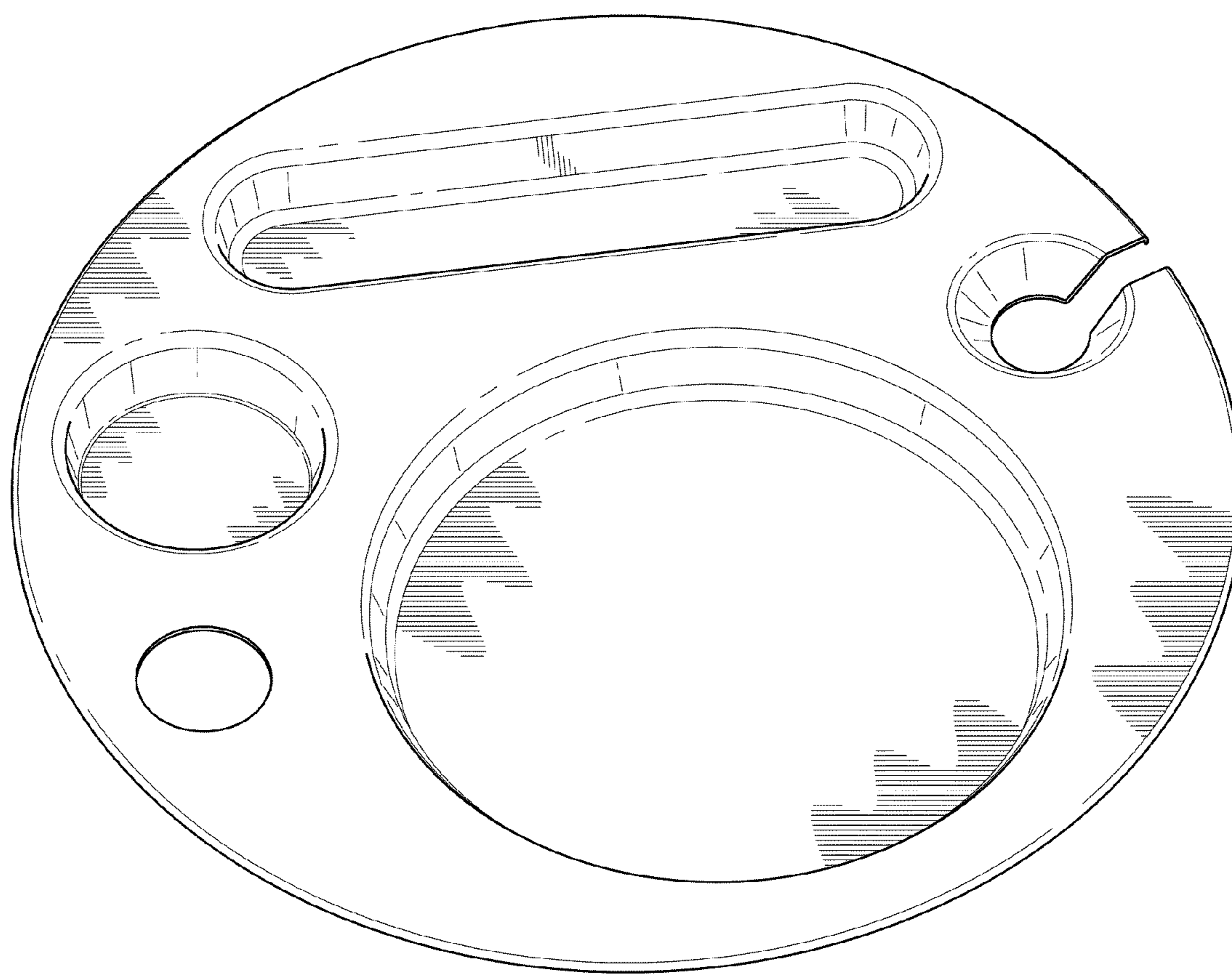


FIG. 1

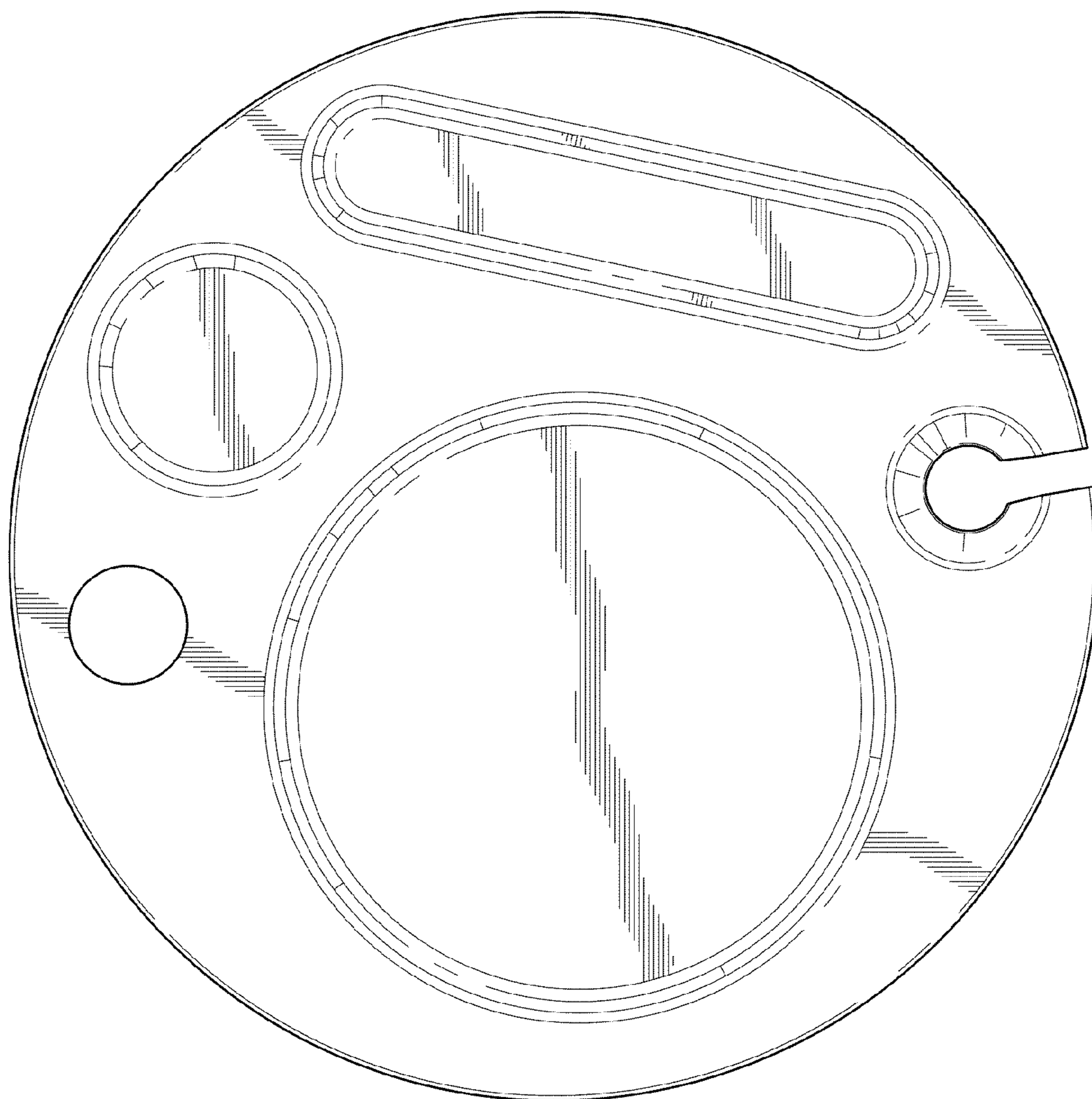


FIG. 2




FIG. 3

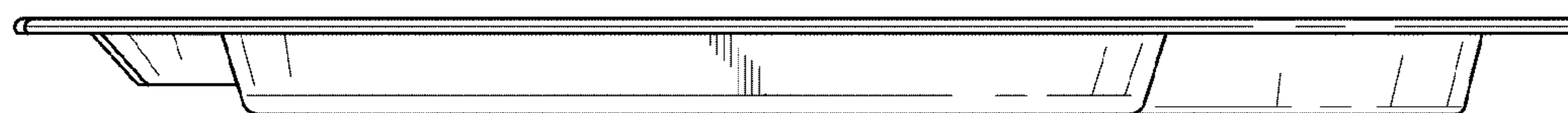


FIG. 4



FIG. 5

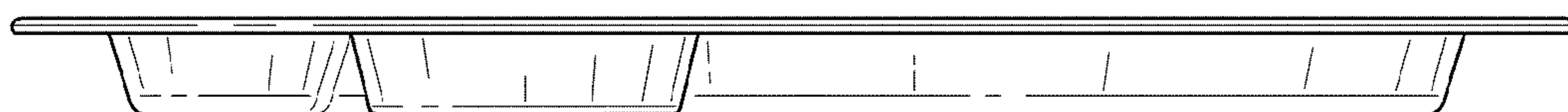


FIG. 6

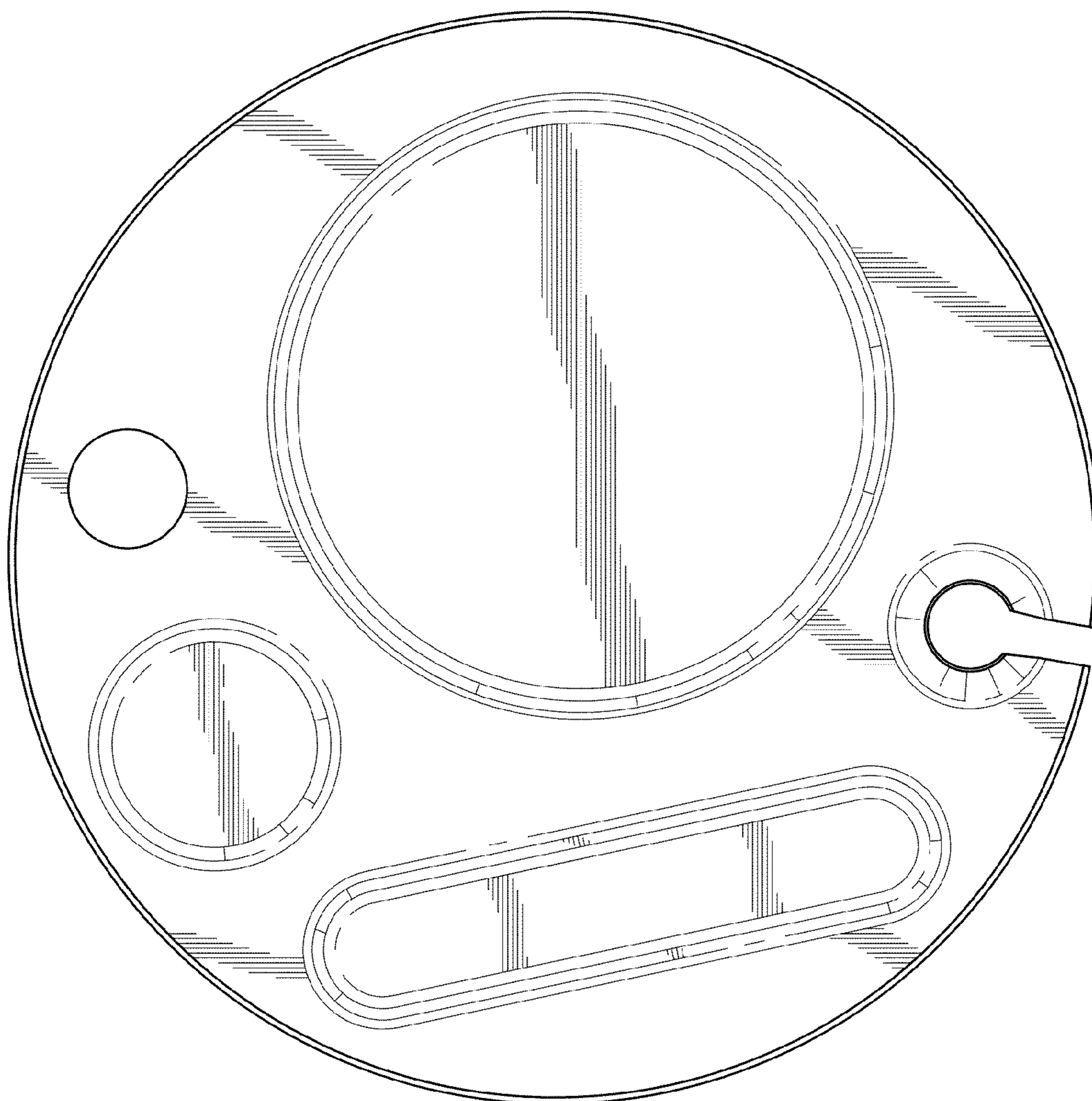


FIG. 7