



US00D653072S

(12) **United States Design Patent**
Schneider et al.

(10) **Patent No.:** **US D653,072 S**
(45) **Date of Patent:** **** Jan. 31, 2012**

- (54) **PIE PAN WITH ACCESS PANEL**
- (76) Inventors: **Michael Schneider**, Marina Del Rey, CA (US); **Ken Bagdasarian**, Whittier, CA (US)
- (**) Term: **14 Years**
- (21) Appl. No.: **29/396,739**
- (22) Filed: **Jul. 6, 2011**
- (51) **LOC (9) Cl.** **07-02**
- (52) **U.S. Cl.** **D7/354**
- (58) **Field of Classification Search** D7/323, D7/329-332, 337, 339, 346-347, 350.1-350.4, D7/354-363, 391, 393, 395, 402, 409, 538, D7/542-545, 554.2, 552.2, 566, 570, 584-587, D7/601, 610, 667; D30/123, 129; 99/279, 99/324-325, 330-332, 337-340, 369, 403-425, 99/444, 450; 126/25 A, 41 R, 275 R, 380.1, 126/390.1; 206/501-505, 507-508; 219/400, 219/405, 435-442, 620-624, 725, 730-735, 219/754-755; 220/4.26, 485, 491, 573.1-573.5, 220/574, 607, 658, 676, 759, 771, 912; 229/110, 229/406; 249/61, 127, 163; 426/438, 441, 426/523

See application file for complete search history.

(56) **References Cited**

U.S. PATENT DOCUMENTS

D32,025 S *	12/1899	Strugnell	D7/566
1,668,101 A *	5/1928	Bothe	229/406
2,170,040 A *	8/1939	Stuart	220/574
D123,504 S *	11/1940	Kollman	D7/570
2,259,854 A *	10/1941	Langel	249/163
2,584,379 A	2/1952	Chmielewski		
2,606,651 A	8/1952	Bencich		
3,327,921 A *	6/1967	Baughan	229/110

3,412,927 A	11/1968	Baur		
3,580,484 A	5/1971	Schneider		
D282,998 S *	3/1986	Ransom	D7/584
4,801,075 A	1/1989	Weber et al.		
5,129,521 A	7/1992	Irigoite et al.		
D352,368 S *	11/1994	Gryzlak	D30/123
5,381,905 A	1/1995	Mallmamm et al.		
5,407,075 A	4/1995	Descalzo		
5,582,389 A *	12/1996	Greene	249/61
5,585,027 A	12/1996	Young		
D424,757 S *	5/2000	Cooper et al.	D30/129
6,149,006 A	11/2000	Braunder et al.		
D438,050 S *	2/2001	Huntzinger	D7/354
6,299,918 B1	10/2001	Morgese		

(Continued)

Primary Examiner — Ricky Pham

(74) *Attorney, Agent, or Firm* — Connolly Bove Lodge & Hutz LLP

(57) **CLAIM**

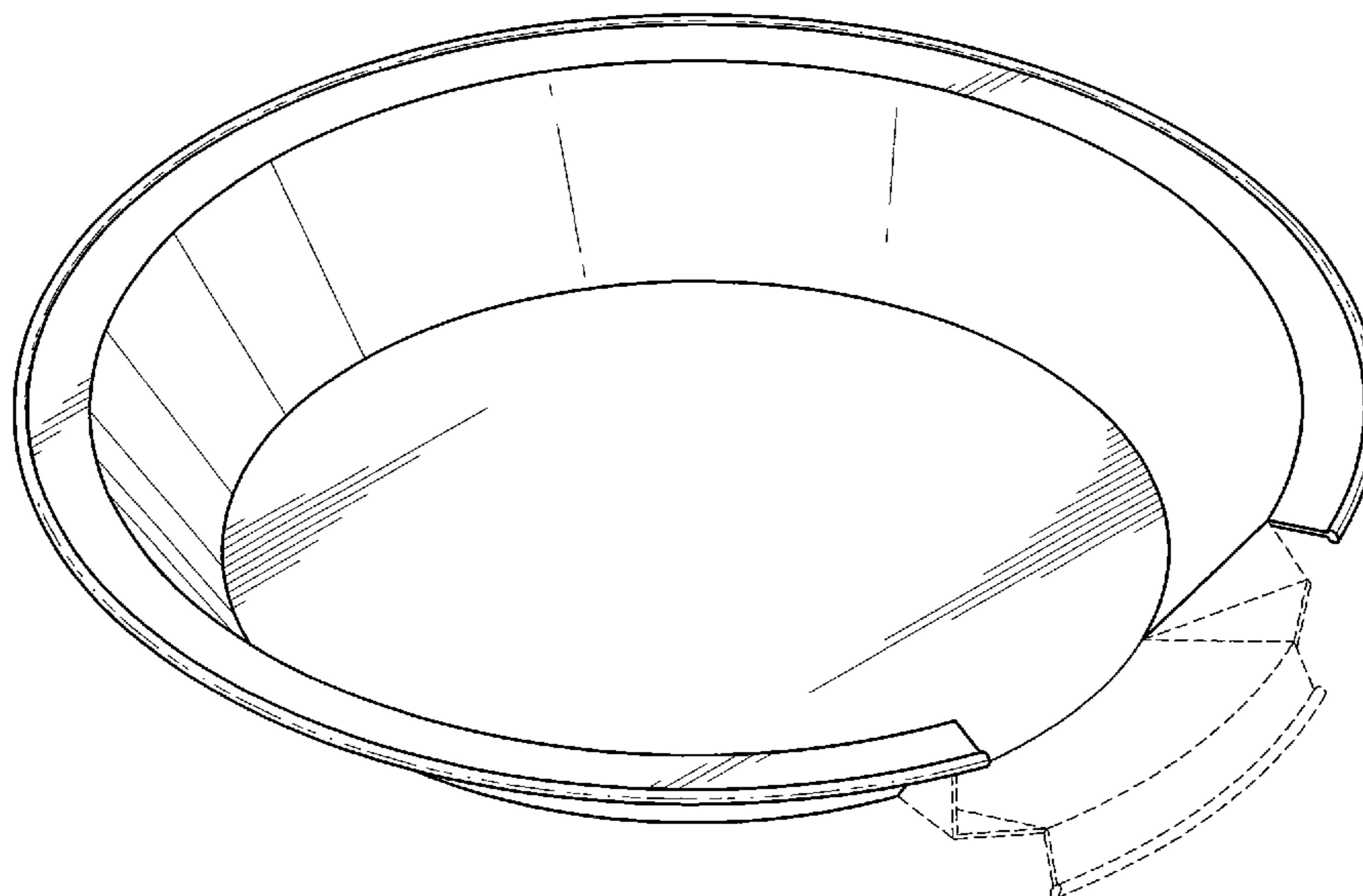
The ornamental design for pie pan with access panel, as shown and described.

DESCRIPTION

FIG. 1 is a perspective view of the pie pan with the access panel in the closed position;
 FIG. 2 is front view of the pie pan of FIG. 1;
 FIG. 3 a side view of the pie pan of FIG. 1;
 FIG. 4 is a rear view of the pie pan of FIG. 1;
 FIG. 5 is a top plan view of the pie pan of FIG. 1;
 FIG. 6 is a bottom plan view of the pie pan of FIG. 1; and,
 FIG. 7 is a perspective view of the pie pan with the access in the open position.

The access panel in the pie pan is depicted in FIGS. 1-7 by means of broken lines, forms no part of the claimed design and is provided for illustrative purposes only.

1 Claim, 5 Drawing Sheets



US D653,072 S

Page 2

U.S. PATENT DOCUMENTS

2003/0006273 A1 1/2003 Tsern et al.

6,481,593 B2 * 11/2002 Banhagel 220/676

7,913,970 B2 * 3/2011 Bennet et al. 249/127

* cited by examiner

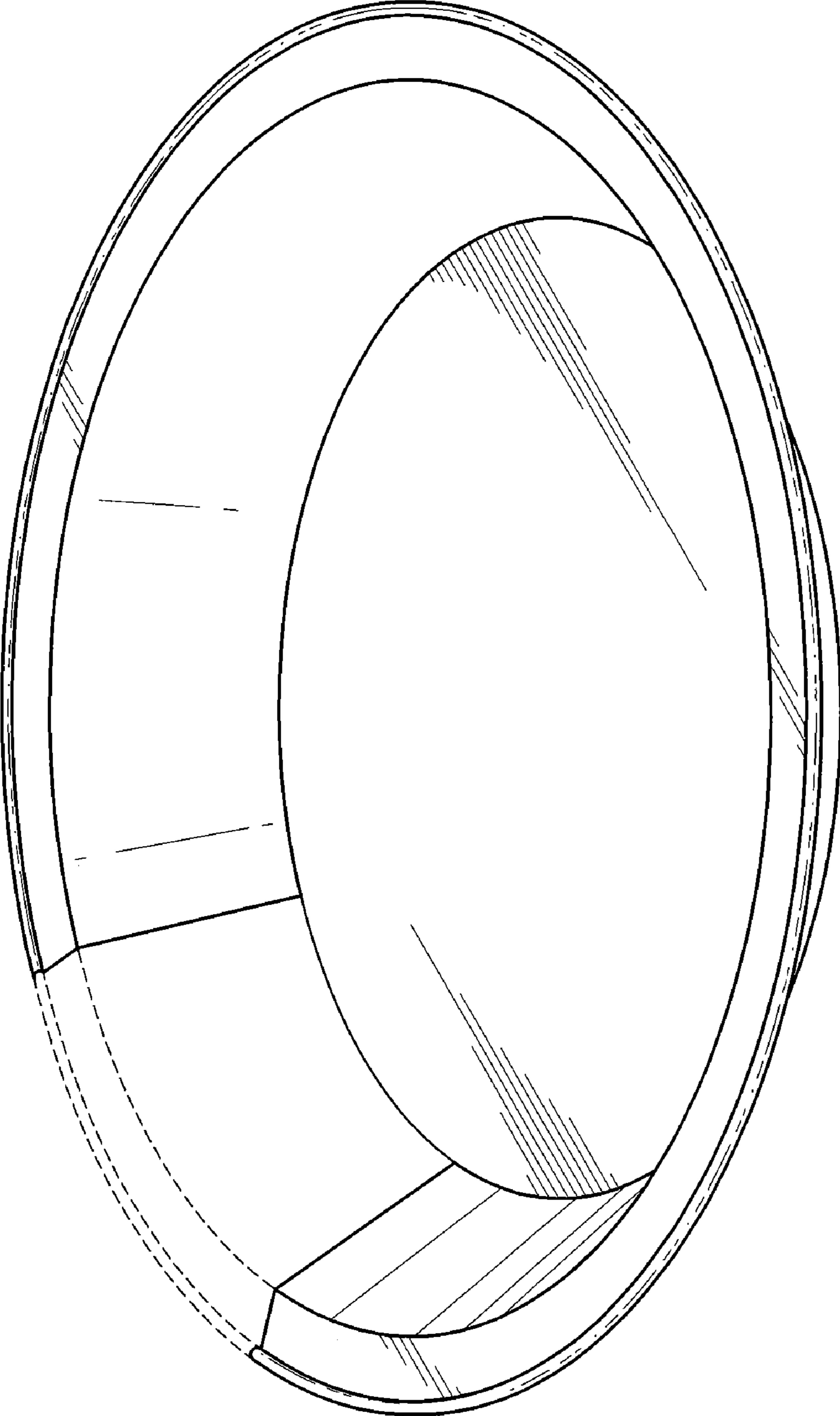


FIG. 1




FIG. 2

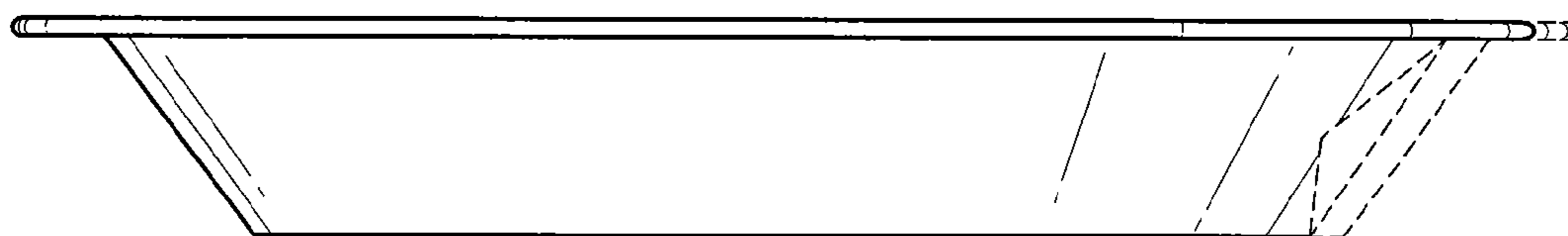


FIG. 3




FIG. 4

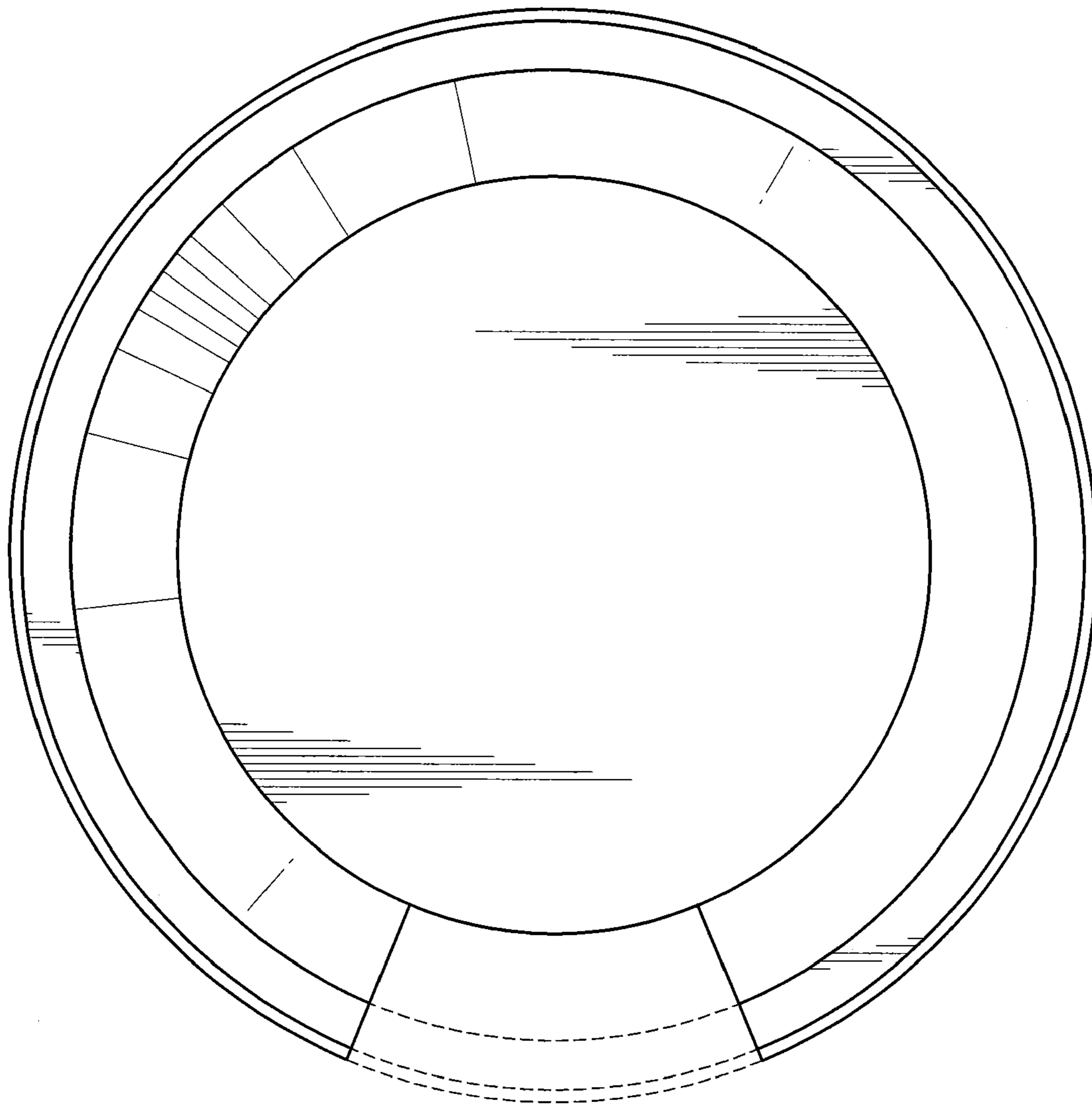


FIG. 5

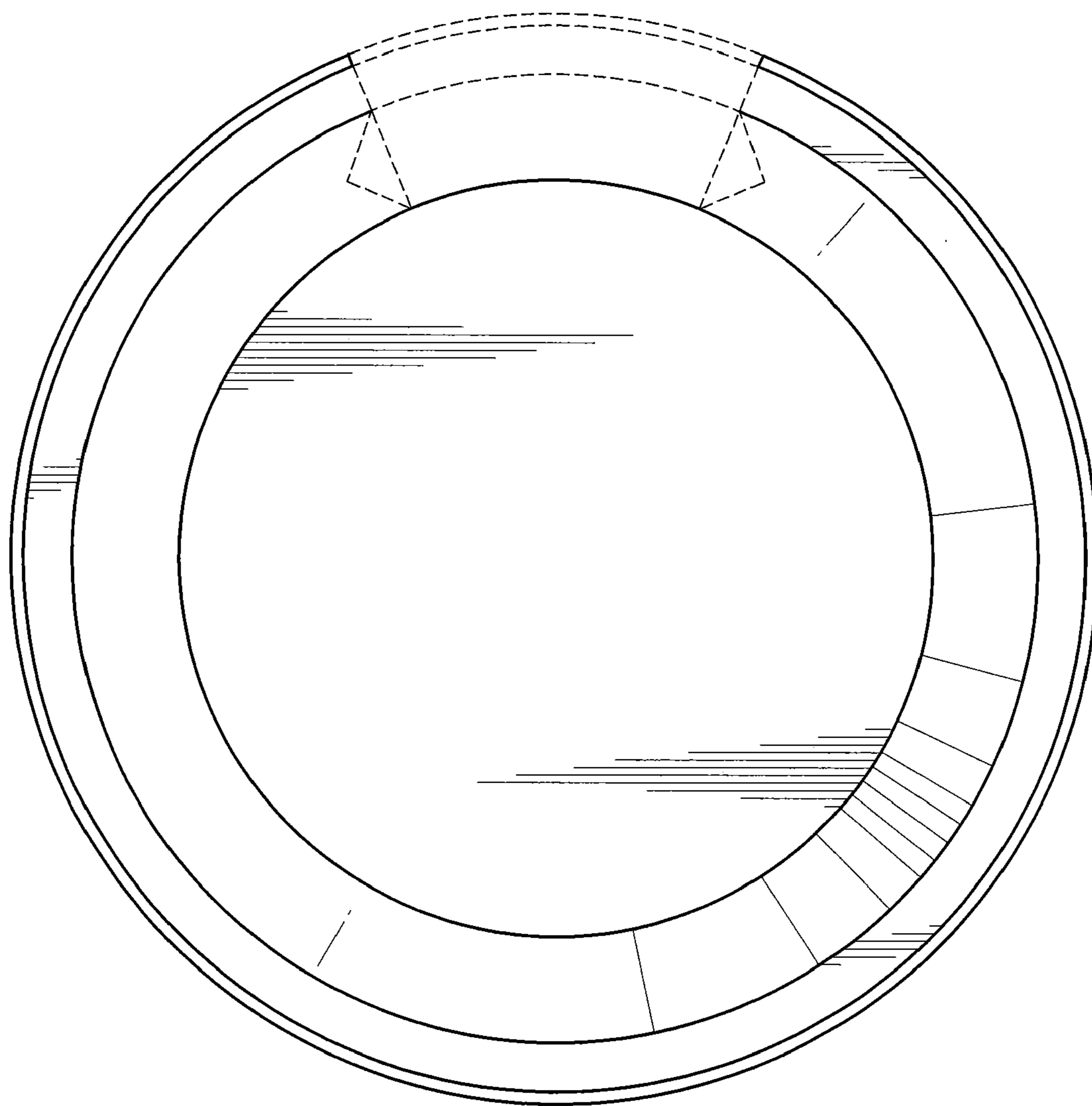


FIG. 6

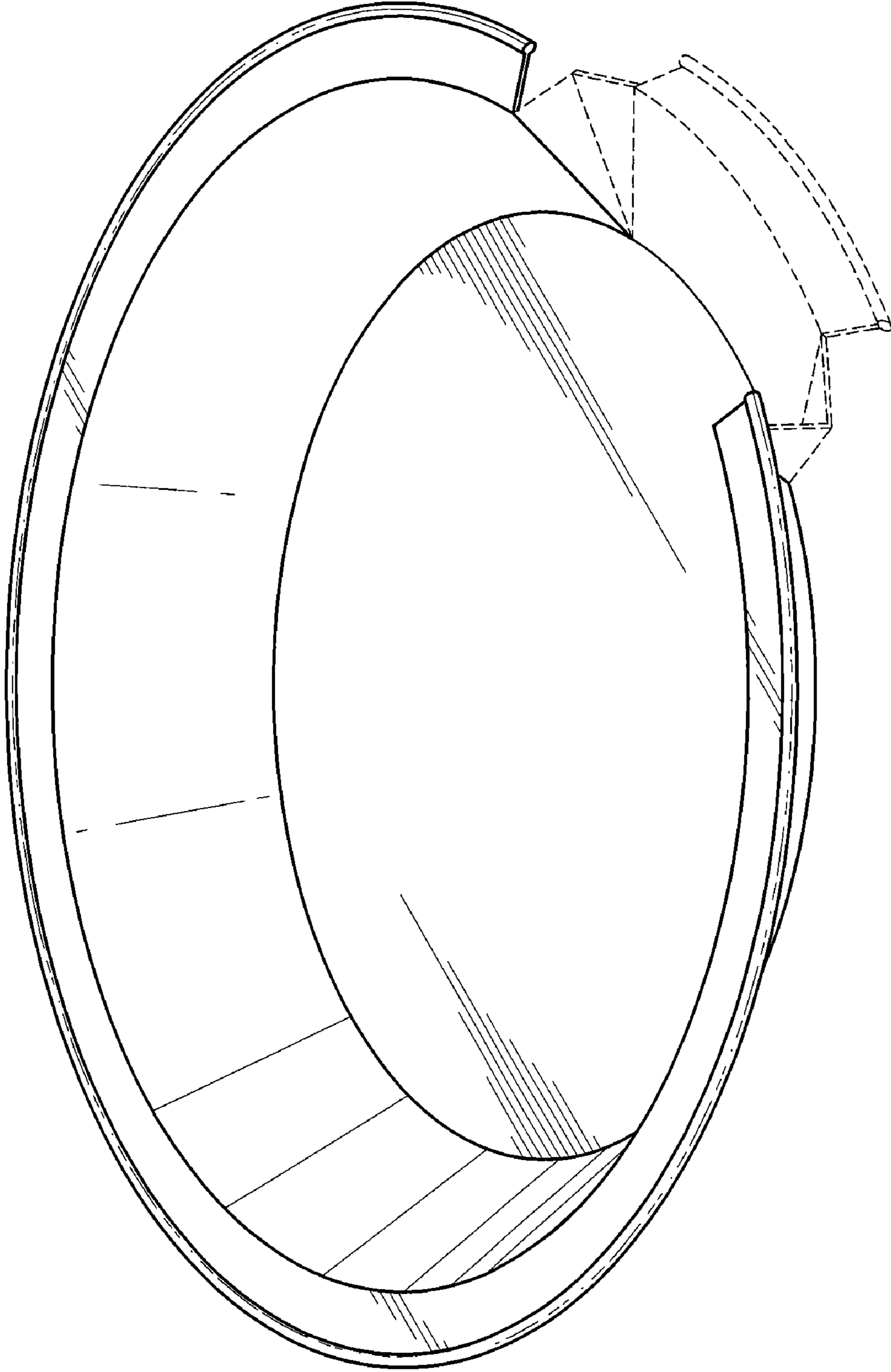


FIG. 7