



US00D653069S

(12) **United States Design Patent**  
**Curtis**

(10) **Patent No.:** **US D653,069 S**

(45) **Date of Patent:** **\*\* \*Jan. 31, 2012**

(54) **FOOT REST**

(76) Inventor: **Barry James Curtis**, Hampton Falls,  
NH (US)

(\*) Notice: This patent is subject to a terminal disclaimer.

(\*\*) Term: **14 Years**

(21) Appl. No.: **29/349,758**

(22) Filed: **Apr. 30, 2010**

(51) **LOC (9) Cl.** ..... **06-11**

(52) **U.S. Cl.** ..... **D6/588**

(58) **Field of Classification Search** ..... D5/5, 20,  
D5/55, 62, 63, 99; D6/582, 583, 588, 592,  
D6/594, 602, 608, 617, 619; D11/171; D19/5;  
D24/124-126; 4/581; 5/490, 495; 15/208,  
15/209.1, 215; 112/401, 402; 139/383 B,  
139/383 R, 420 R; 162/109, 134; 428/32,  
428/39, 57, 66.5, 187, 221, 542.2, 542.6

See application file for complete search history.

(56) **References Cited**

U.S. PATENT DOCUMENTS

D203,325 S \* 12/1965 Stengel ..... D6/613  
5,386,603 A \* 2/1995 Drust ..... 5/417

D396,916 S \* 8/1998 Ochs, Sr. .... D34/4  
D435,186 S \* 12/2000 Fulkerson ..... D6/588  
D468,441 S \* 1/2003 Pham ..... D24/225  
D471,752 S \* 3/2003 Haboush ..... D6/613  
D520,290 S \* 5/2006 Curtis ..... D6/588  
D562,047 S \* 2/2008 Franco ..... D6/608  
D600,487 S \* 9/2009 Franco ..... D6/608  
D611,714 S \* 3/2010 Norman et al. .... D5/55  
D631,278 S \* 1/2011 Curtis ..... D6/588  
D638,173 S \* 5/2011 Elmburg et al. .... D30/118  
2005/0193490 A1 \* 9/2005 Macdonald ..... 5/500

\* cited by examiner

*Primary Examiner* — Karen S Acker

(57) **CLAIM**

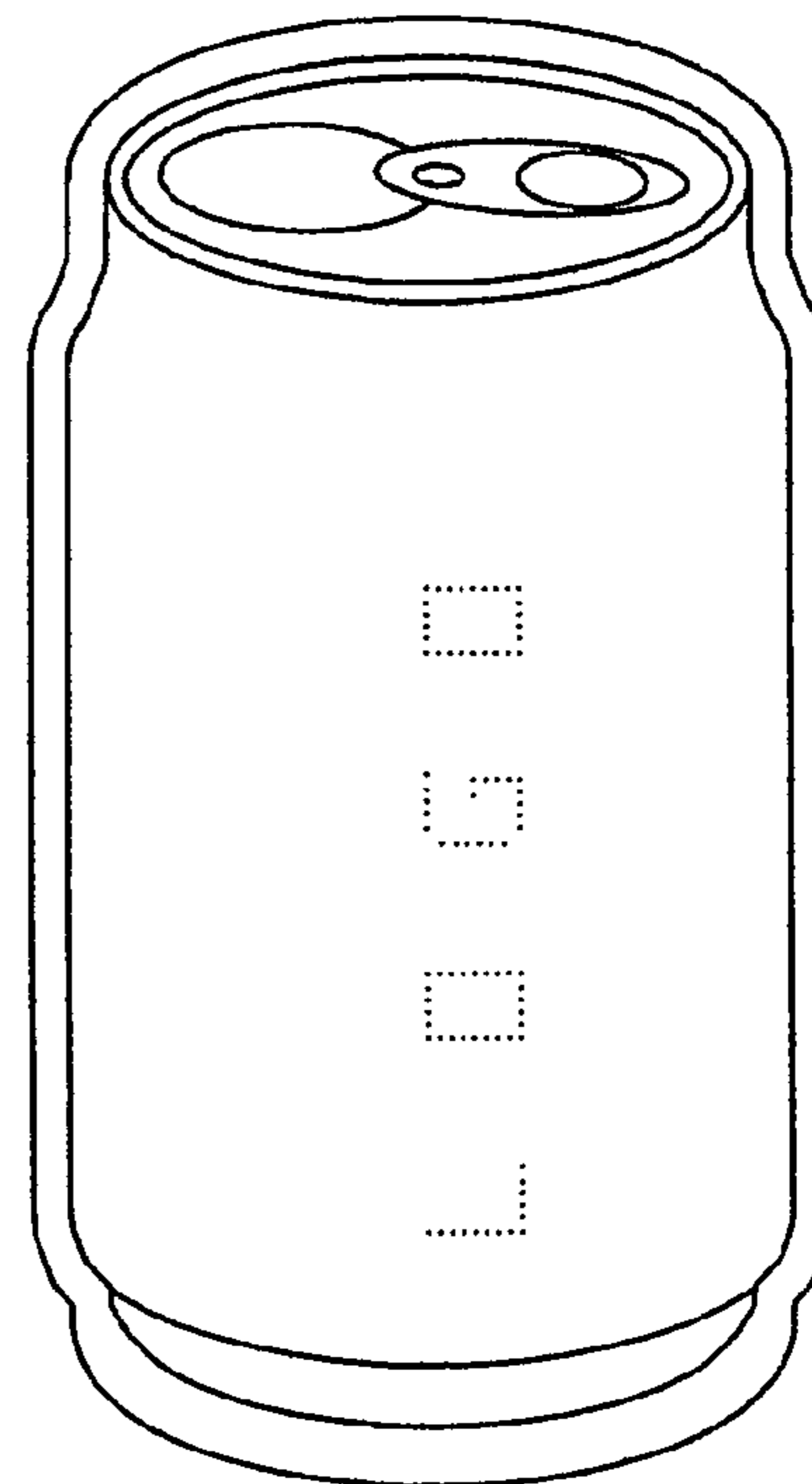
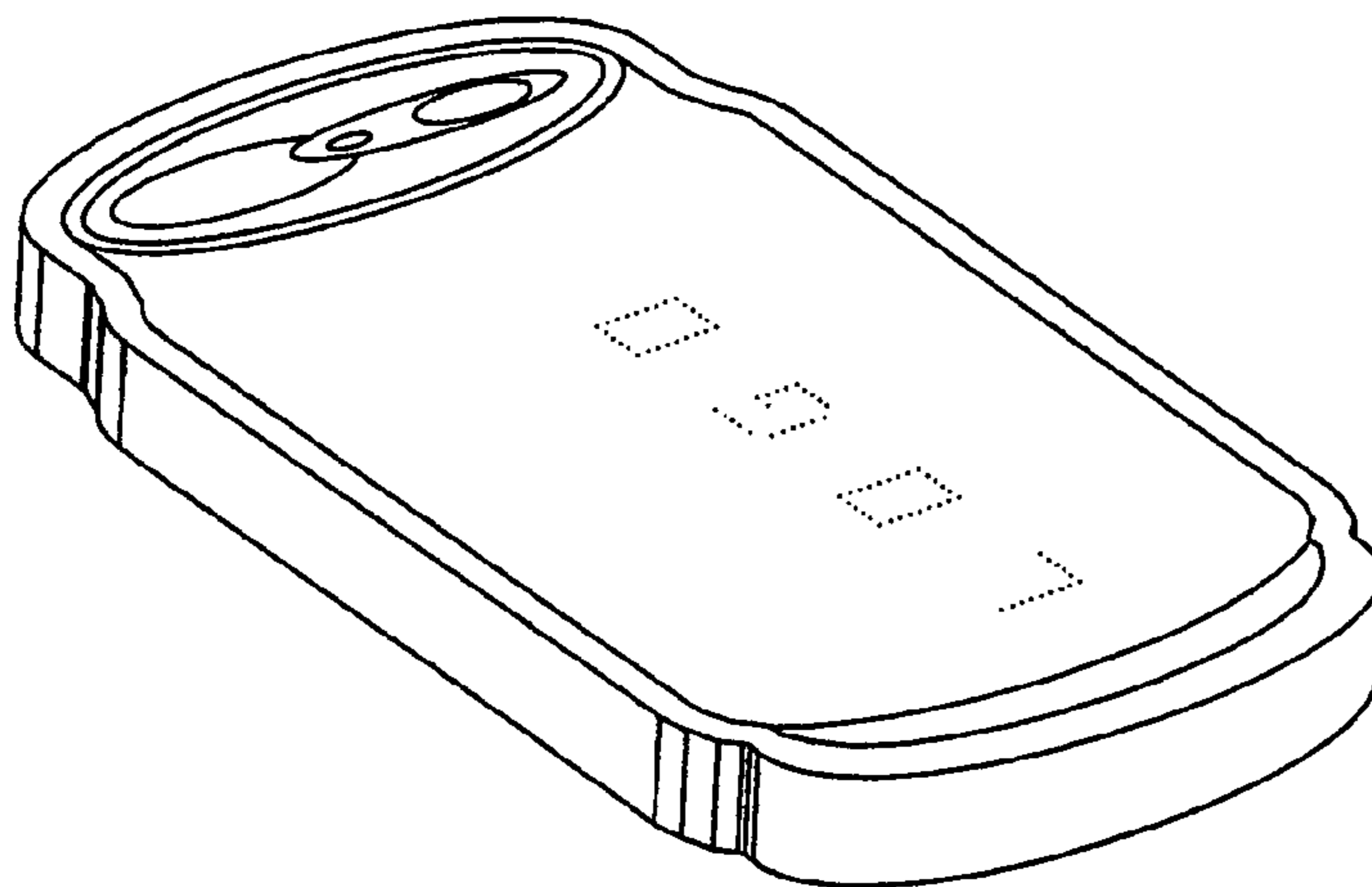
The ornamental design for a foot rest, as shown and described.

**DESCRIPTION**

FIG. 1 is a perspective view of a foot rest;  
FIG. 2 is a plan view thereof;  
FIG. 3 is a side elevation view thereof;  
FIG. 4 is a bottom plan view thereof; and,  
FIG. 5 an end elevation view thereof.

The broken lines in the drawings represent environmental subject matter that forms no part of the claimed design.

**1 Claim, 1 Drawing Sheet**



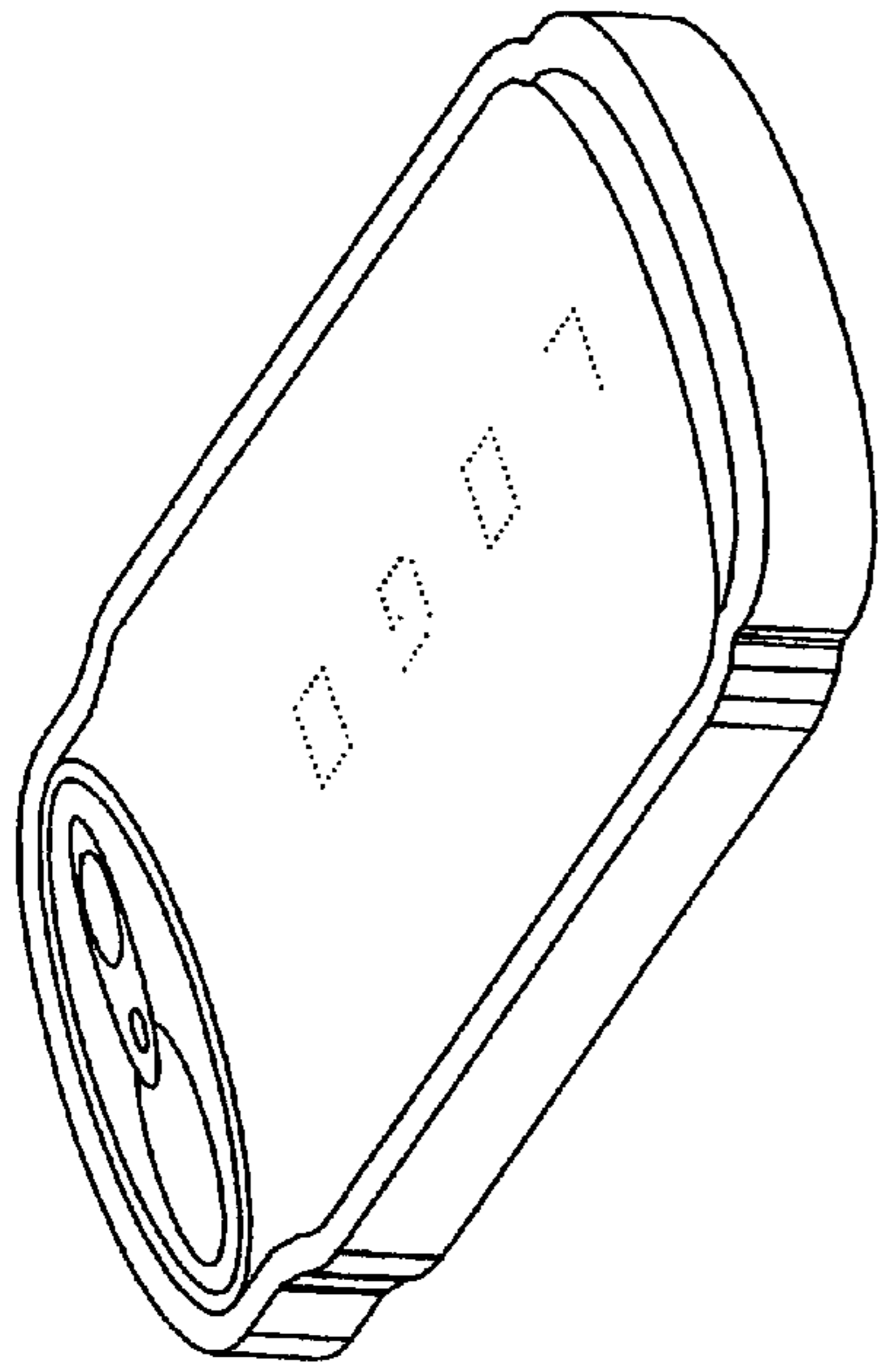


FIG. 1

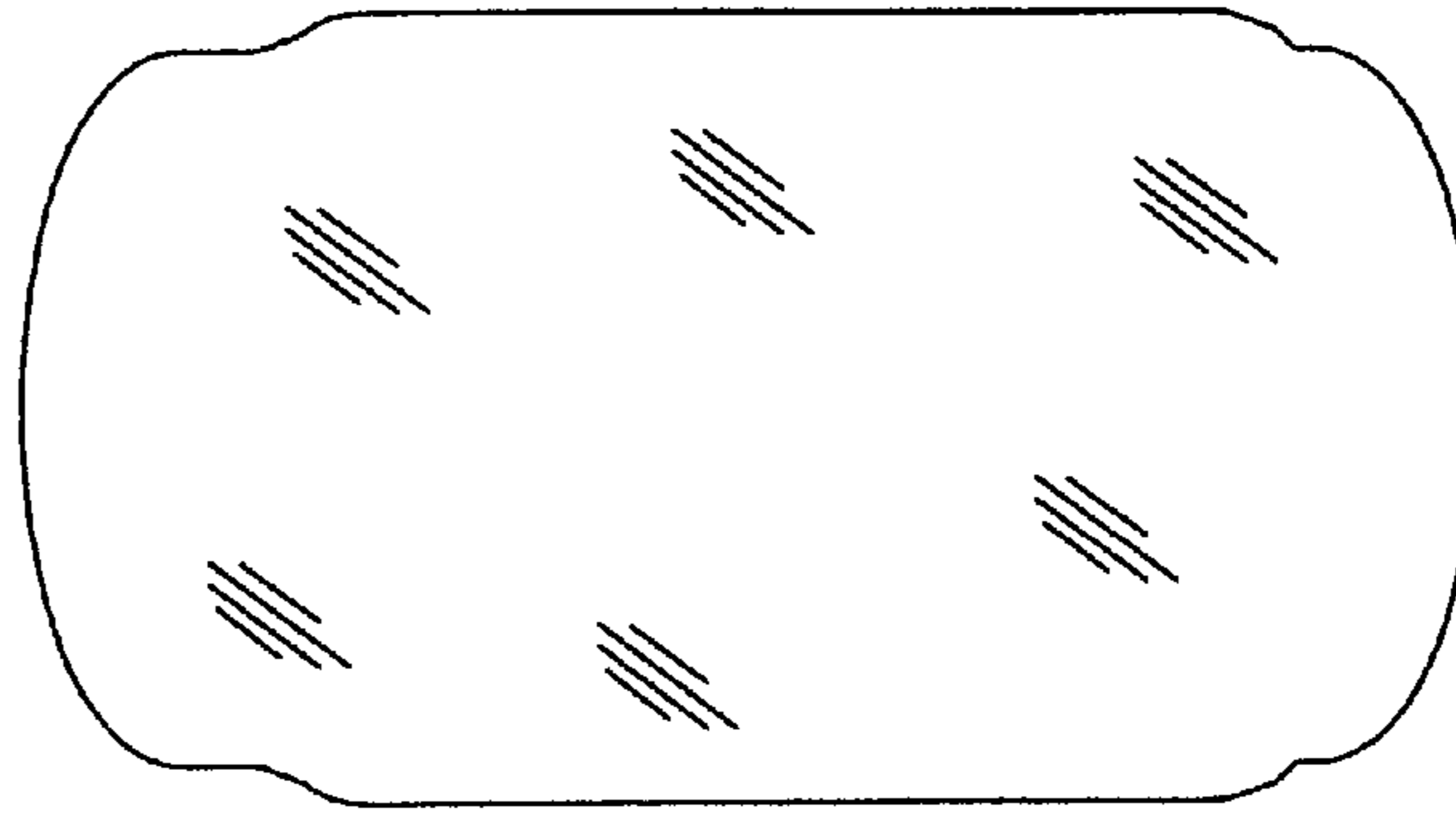


FIG. 2



FIG. 3

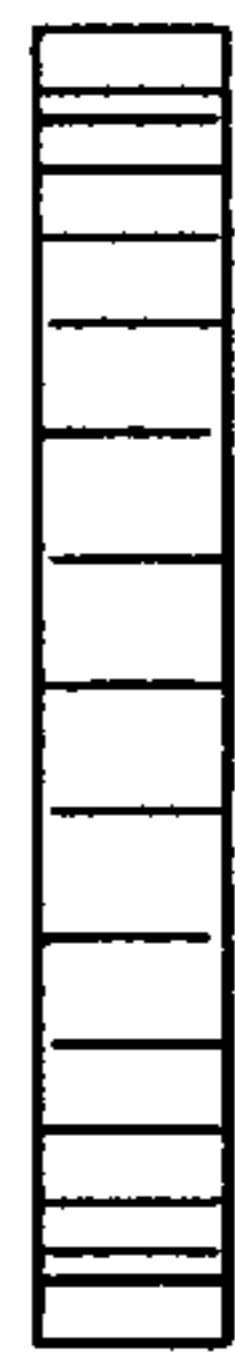


FIG. 4




FIG. 5