



US00D653060S

(12) **United States Design Patent**
McCurry

(10) **Patent No.:** **US D653,060 S**

(45) **Date of Patent:** **** Jan. 31, 2012**

- (54) **TABLE**
- (75) **Inventor:** **Margaret McCurry**, Chicago, IL (US)
- (73) **Assignee:** **Landscape Forms, Inc.**, Kalamazoo, MI (US)
- (**) **Term:** **14 Years**
- (21) **Appl. No.:** **29/388,613**
- (22) **Filed:** **Mar. 31, 2011**
- (51) **LOC (9) Cl.** **06-06**
- (52) **U.S. Cl.** **D6/495; D6/485**
- (58) **Field of Classification Search** D6/480-489, D6/495-499, 429, 426; 108/150, 50.01, 108/50.02, 155, 153.1, 156, 157.13, 161, 108/157.14; 248/188, 188.1, 174
See application file for complete search history.

- D254,994 S * 5/1980 Mioreanu et al. D30/106
- D418,696 S * 1/2000 Tomar D6/484
- D424,123 S * 5/2000 Henriksen D21/671

* cited by examiner

Primary Examiner — Janice Seeger

(74) *Attorney, Agent, or Firm* — Heslin Rothenberg Farley & Mesiti P.C.

(57) **CLAIM**

The ornamental design for the table, as shown and described.

DESCRIPTION

FIG. 1 is an isometric view of the table of the present design; FIG. 2 is a front elevation view thereof, the rear, right side and left side elevation views being identical thereto; and, FIG. 3 is a top plan view thereof.

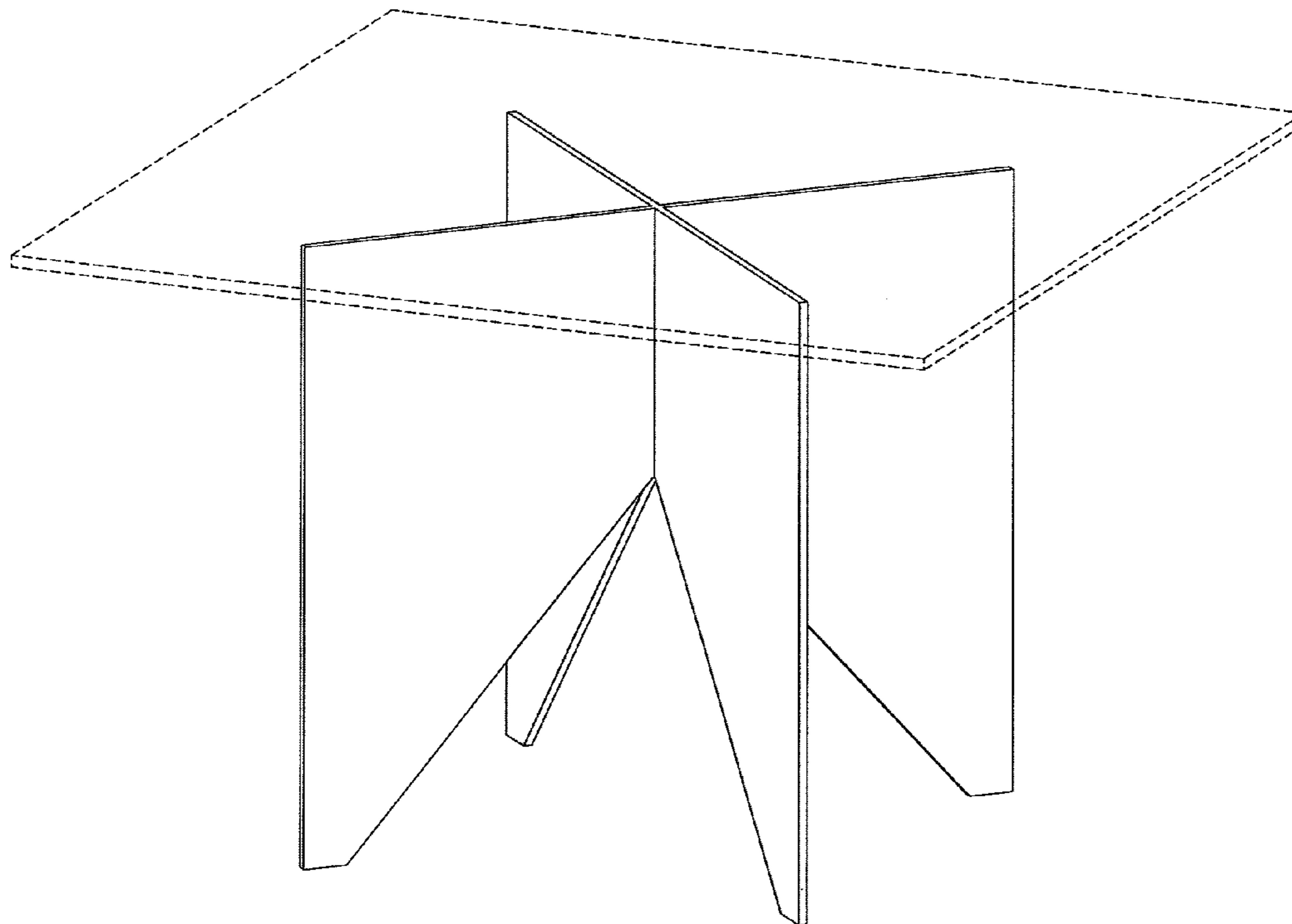
The broken lines in the figures are for illustrative purposes only and form no part of the claimed invention.

(56) **References Cited**

U.S. PATENT DOCUMENTS

- D225,710 S * 1/1973 McIntosh D6/488
- D240,871 S * 8/1976 Herman D6/352

1 Claim, 3 Drawing Sheets



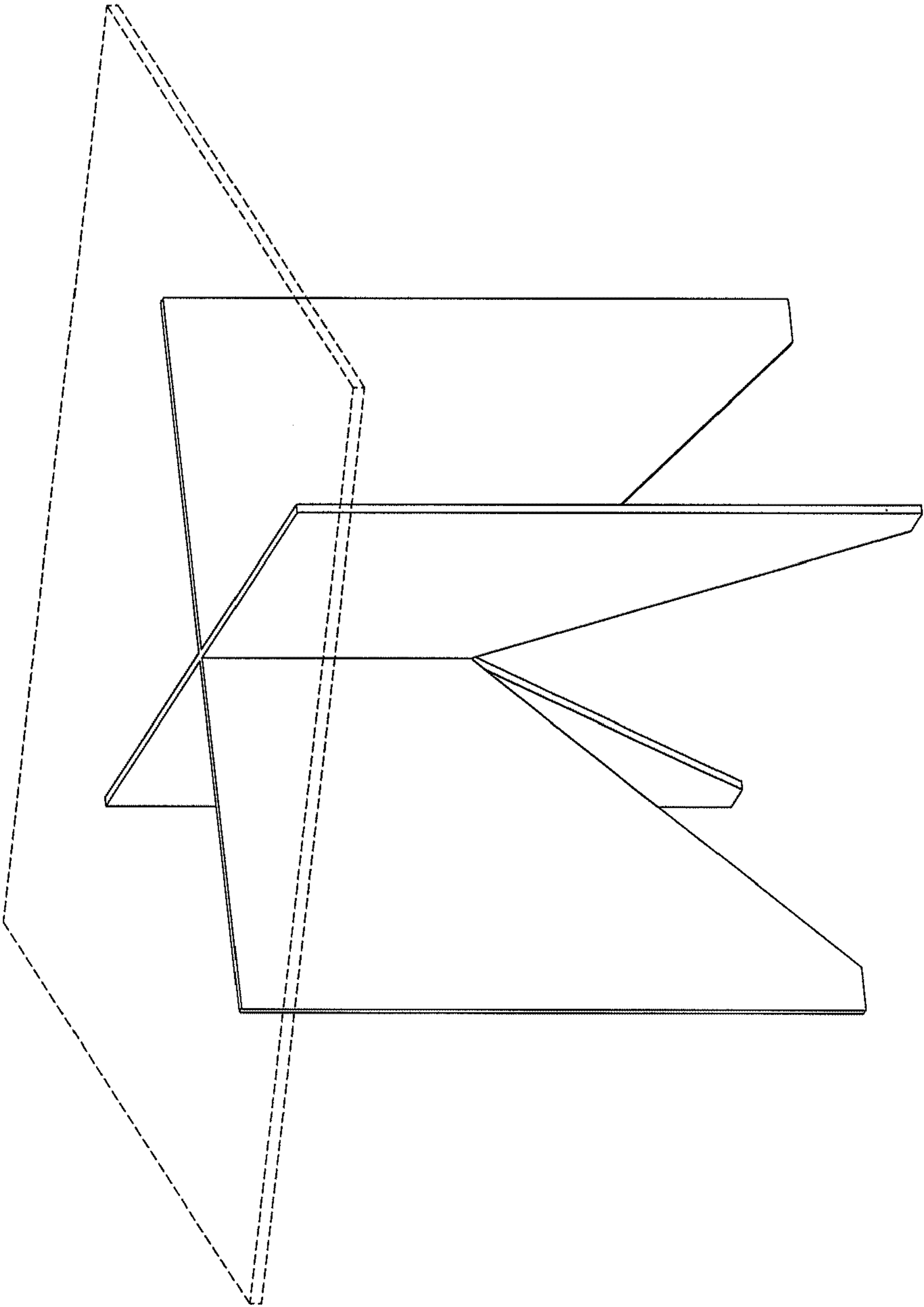


FIGURE 1

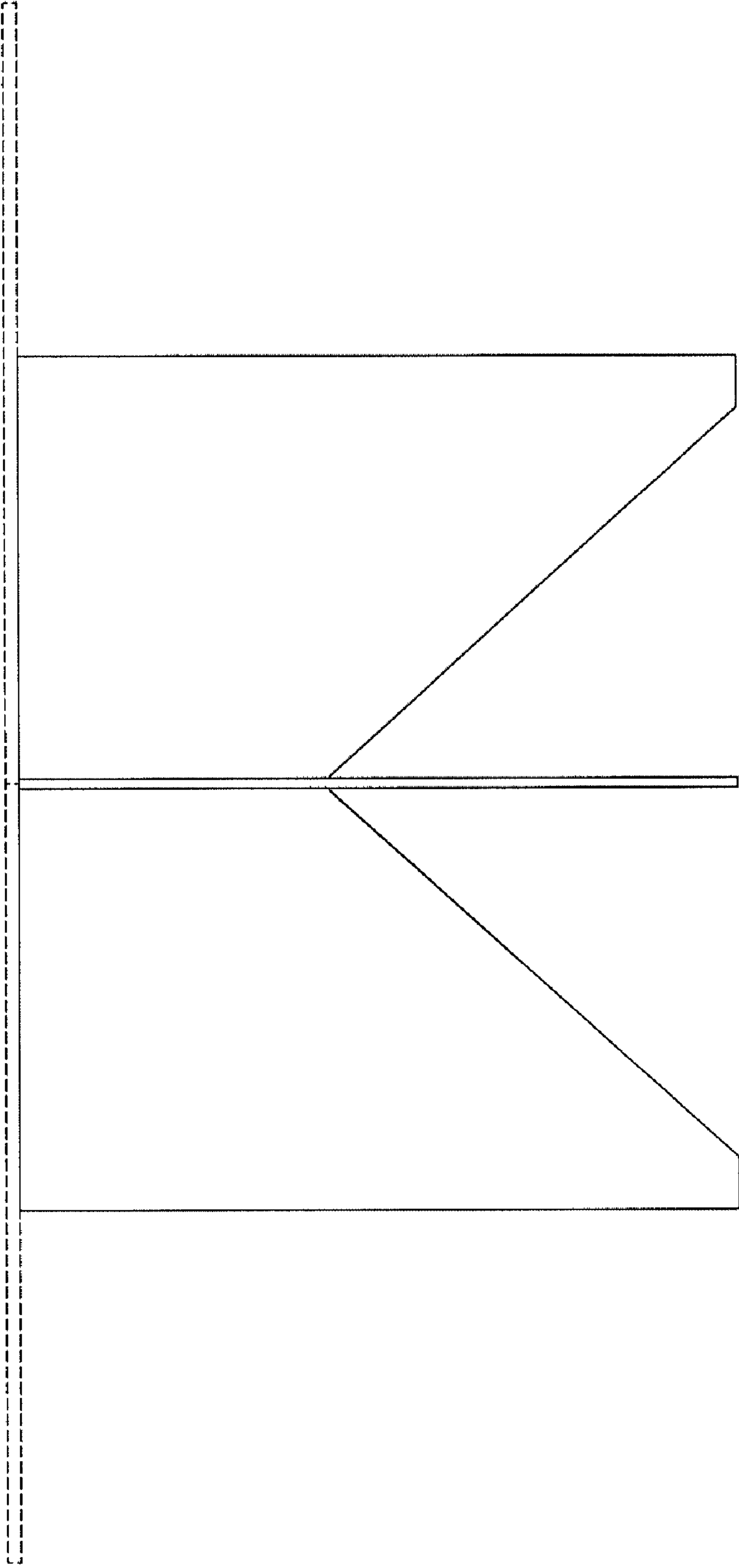


FIGURE 2




FIGURE 3