



US00D653058S

(12) **United States Design Patent**
Roberts

(10) **Patent No.:** **US D653,058 S**
(45) **Date of Patent:** **** Jan. 31, 2012**

(54) **WORKSPACE PARTITION**

D557,867 S 12/2007 Northrop
D560,072 S * 1/2008 Willis D6/332
7,505,256 B2 3/2009 Boudreau

(76) Inventor: **Ursula Roberts**, Carlsbad, CA (US)

* cited by examiner

(**) Term: **14 Years**

Primary Examiner — Janice Seeger

(21) Appl. No.: **29/369,282**

(74) *Attorney, Agent, or Firm* — Eric A. Hanscom; Todd J. Langford

(22) Filed: **Sep. 4, 2010**

(57) **CLAIM**

(51) **LOC (9) Cl.** **06-06**

The ornamental design for a workspace partition, as shown and described.

(52) **U.S. Cl.** **D6/491; D6/421**

(58) **Field of Classification Search** D6/491,

DESCRIPTION

D6/332, 421, 301; D23/404; 160/135, 351,
160/130; 40/539; 446/480; 434/432

See application file for complete search history.

FIG. 1 is a perspective view of a workspace partition, showing my new design;

FIG. 2 is a top view of the workspace partition;

FIG. 3 is left side view, where each side is a mirror image of the other; and,

FIG. 4 is a front view thereof.


The broken lines showing a table and users are for the purpose of illustrating environmental structure and form no part of the claimed design.

(56) **References Cited**

U.S. PATENT DOCUMENTS

2,210,580 A * 8/1940 Gersten 446/480
D225,939 S * 1/1973 Torrey D6/421
3,742,642 A 7/1973 Zegers-Ten Horn
3,927,481 A * 12/1975 Safranek 434/432
D431,646 S * 10/2000 Mattarelli D23/404

1 Claim, 1 Drawing Sheet



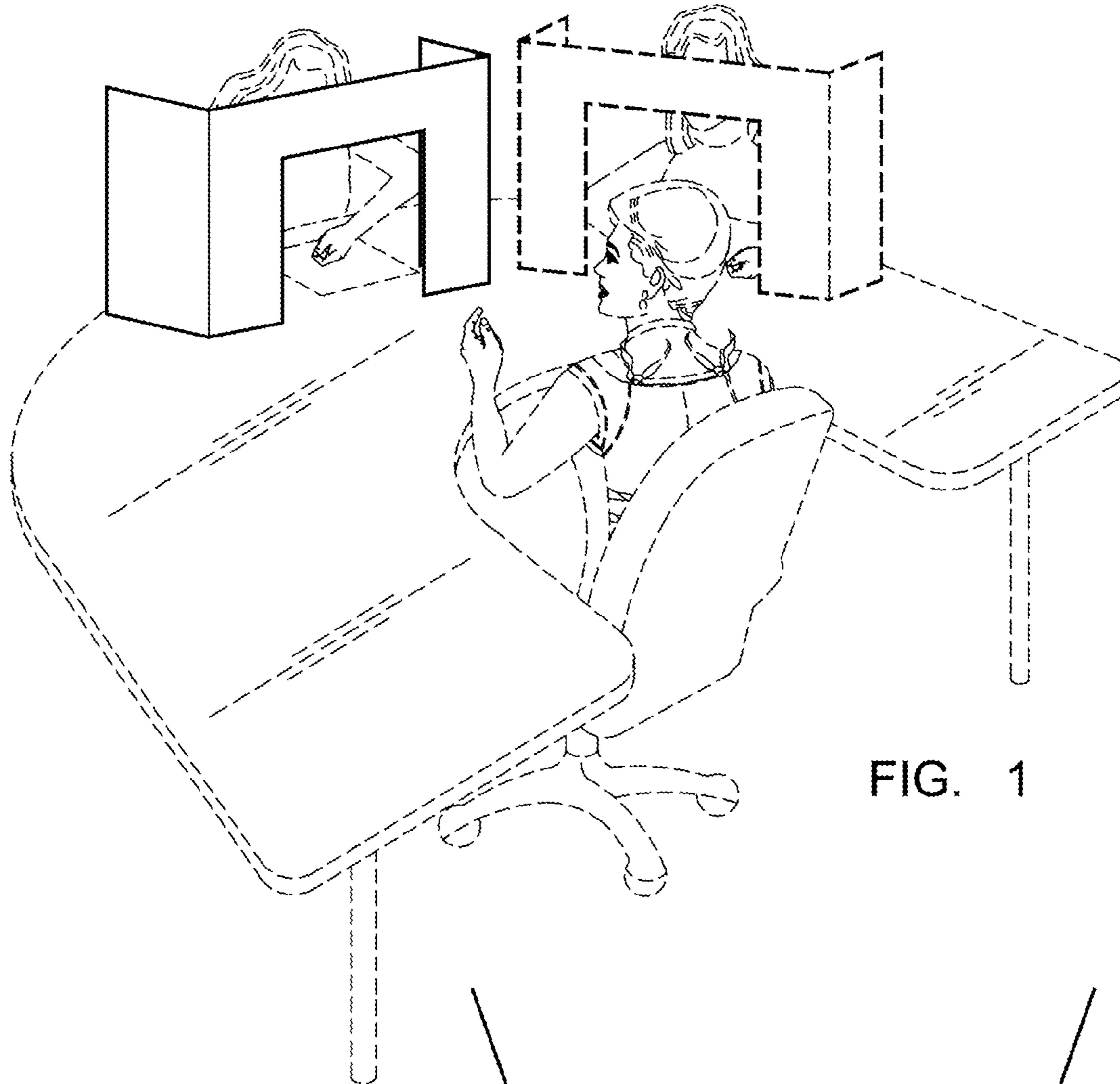


FIG. 1



FIG. 2




FIG. 3

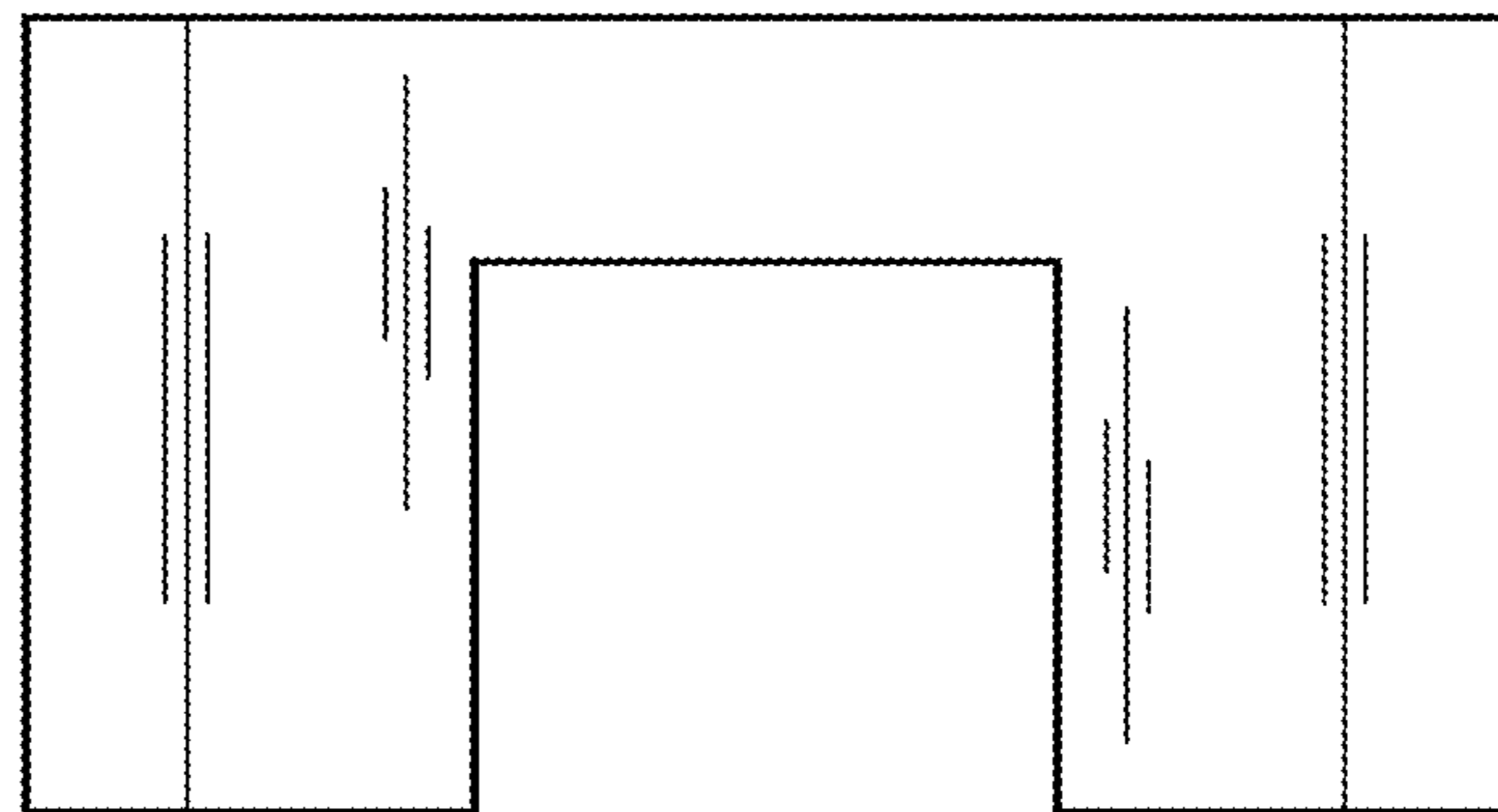


FIG. 4