



US00D653050S

(12) **United States Design Patent**
Nowak

(10) **Patent No.:** **US D653,050 S**
(45) **Date of Patent:** **** Jan. 31, 2012**

- (54) **SWING RACK FLIP BOOK**
- (75) Inventor: **Witold Nowak**, Harwood Heights, IL (US)
- (73) Assignee: **Rapid Displays, Inc.**, Chicago, IL (US)
- (**) Term: **14 Years**
- (21) Appl. No.: **29/368,671**

D467,610	S	*	12/2002	Barton	D19/33
6,547,087	B2	*	4/2003	Accatino	211/169
D483,597	S	*	12/2003	Hassett	D6/629
D498,087	S	*	11/2004	Stein	D6/454
D548,485	S	*	8/2007	Barthel	D6/454
D549,003	S	*	8/2007	Biser	D6/454
D584,905	S	*	1/2009	Kiska	D6/454
2001/0008223	A1	*	7/2001	Accatino	211/169
2005/0011846	A1	*	1/2005	Stein	211/169

* cited by examiner

Primary Examiner — Philip S Hyder
Assistant Examiner — Sydney Buffalow
 (74) *Attorney, Agent, or Firm* — R. Blake Johnston, Esq.;
 DLA Piper US LLP

- (22) Filed: **Aug. 26, 2010**
- (51) **LOC (9) Cl.** **06-04**
- (52) **U.S. Cl.** **D6/410**
- (58) **Field of Classification Search** D6/310,
 D6/396, 410, 409, 413, 419, 420, 449, 454-456,
 D6/629; 211/13.1, 59.2, 69.6, 85.11, 169;
 D19/27, 32, 33; 248/447, 453, 456; 150/148;
 40/733

(57) **CLAIM**
 The ornamental design for a swing rack flip book, as shown.

See application file for complete search history.

DESCRIPTION


FIG. 1 is a perspective view of the swing rack flip book;
 FIG. 2 is a top plan view of the swing rack flip book;
 FIG. 3 is a front elevational view of the swing rack flip book;
 FIG. 4 is a bottom plan view of the swing rack flip book;
 FIG. 5 is a rear elevational view of the swing rack flip book;
 FIG. 6 is a left side elevational view of the swing rack flip book; and,
 FIG. 7 is a right side elevational view of the swing rack flip book.

(56) **References Cited**

U.S. PATENT DOCUMENTS

3,146,816	A	*	9/1964	Osher	150/148
4,271,618	A	*	6/1981	Lyman	40/733
4,326,349	A	*	4/1982	Daughtry	40/733
D364,042	S	*	11/1995	Chavez et al.	D6/314
6,061,943	A	*	5/2000	Pepys	40/771

1 Claim, 4 Drawing Sheets






FIG. 1




FIG. 2

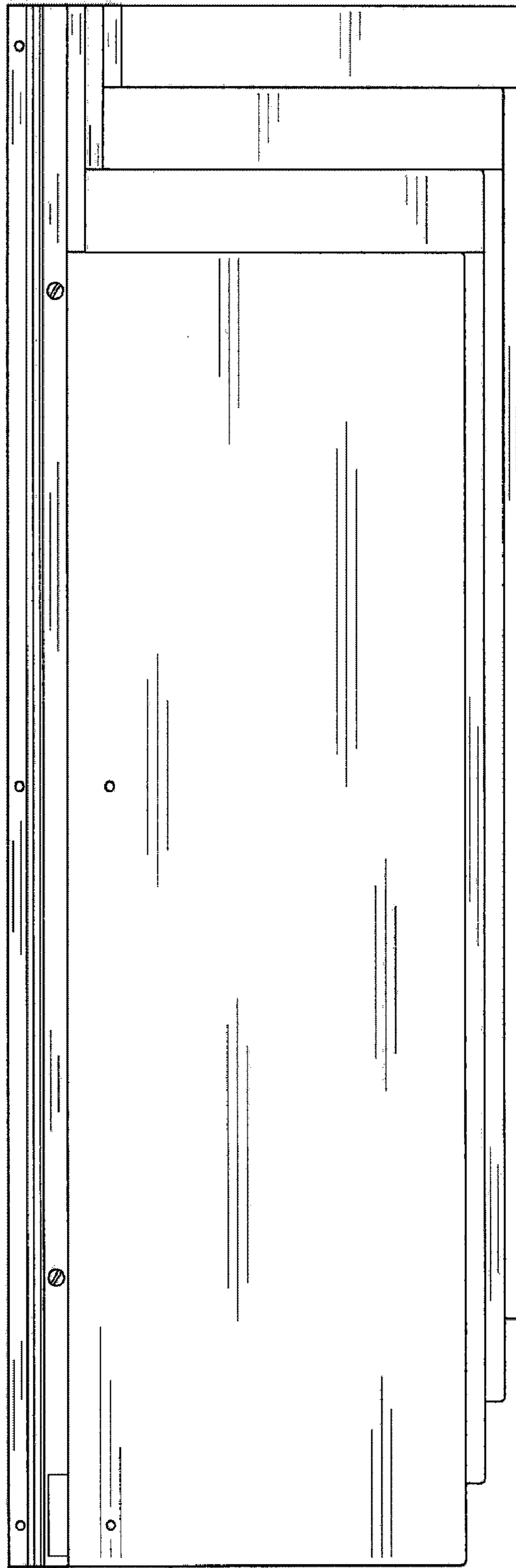


FIG. 3




FIG. 4

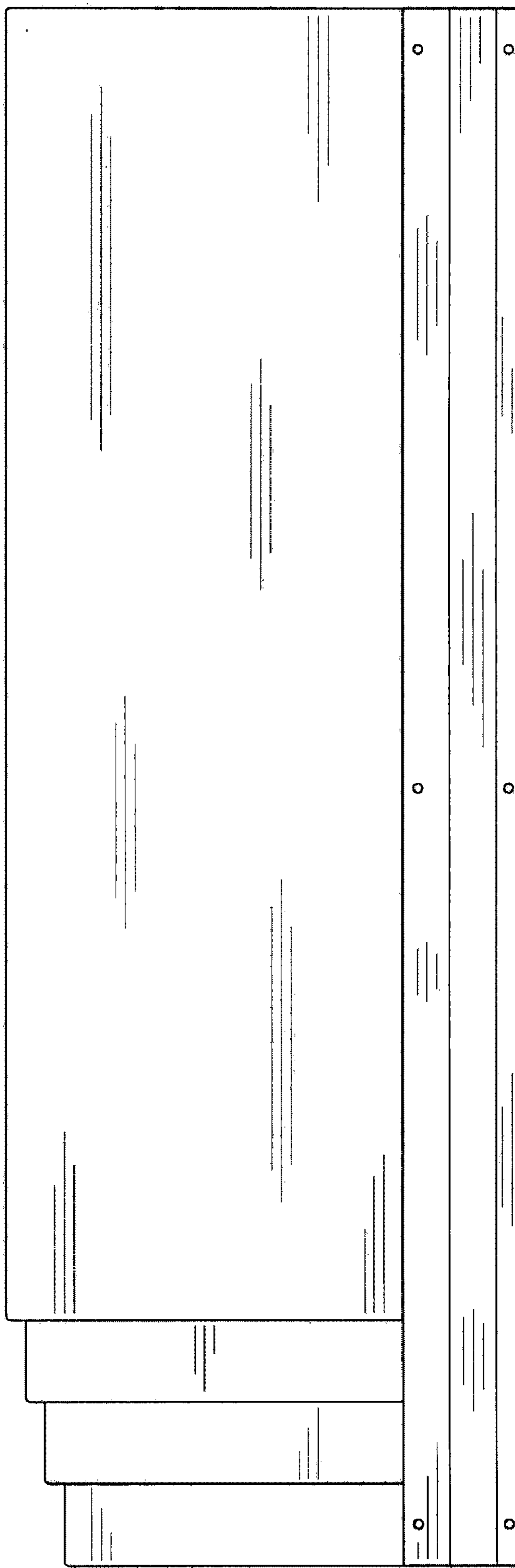


FIG. 5




FIG. 6




FIG. 7