



US00D653032S

(12) **United States Design Patent**
Myers

(10) **Patent No.:** **US D653,032 S**
(45) **Date of Patent:** **** Jan. 31, 2012**

- (54) **GOLF BAG**
- (76) Inventor: **John W. Myers**, San Antonio, TX (US)
- (**) Term: **14 Years**
- (21) Appl. No.: **29/391,283**
- (22) Filed: **May 5, 2011**
- (51) **LOC (9) Cl.** **03-01**
- (52) **U.S. Cl.** **D3/255**
- (58) **Field of Classification Search** D3/318–321,
D3/328, 328.1, 254, 255, 259, 288, 289;
150/159, 160; 266/315.2–315.8, 315.11;
280/DIG. 6, 645, 646, 655; 473/287; 211/70.2
See application file for complete search history.

6,126,050	A	10/2000	Aliano, Jr.	
6,145,660	A	11/2000	Chou	
6,158,581	A	12/2000	Hong	
6,244,438	B1	6/2001	Weinmeier	
6,557,702	B1	5/2003	Sanderson et al.	
6,615,982	B1	9/2003	Stewart et al.	
D493,033	S *	7/2004	Howe, Jr. D3/255
6,901,979	B1	6/2005	Herold	
7,337,898	B2	3/2008	Lewter	
D600,910	S *	9/2009	Saconay-Duhart D3/255
2003/0010658	A1	1/2003	Cheng	
2007/0151879	A1	7/2007	Chow	
2008/0245689	A1	10/2008	He	

OTHER PUBLICATIONS

Photos of older version of bag design from <http://golf-vue.com/pro-shop/>, May 5, 2011.

* cited by examiner

(56) **References Cited**

U.S. PATENT DOCUMENTS

1,570,500	A	1/1926	Kennedy	
1,809,120	A	6/1931	Hall	
2,551,780	A	5/1951	Wood	
2,726,874	A	12/1955	Sullivan	
2,911,228	A	11/1959	Green	
3,139,132	A	6/1964	Shiller	
3,503,518	A	3/1970	Black	
5,029,703	A	7/1991	Dulyea	
D331,660	S *	12/1992	Souhrada et al. D3/255
5,168,992	A	12/1992	Bowdy	
5,217,113	A	6/1993	Kobayashi	
5,222,596	A	6/1993	Jordan	
5,238,109	A	8/1993	Smith	
5,279,414	A	1/1994	Brasher	
D353,264	S *	12/1994	Danezin D3/255
D364,737	S *	12/1995	Perrin D3/255
5,636,734	A	6/1997	Smith	
5,645,166	A	7/1997	Su	
D412,060	S *	7/1999	Reimers D3/255
5,988,379	A *	11/1999	Yearous 206/315.3
D422,137	S *	4/2000	Reimers D3/255

Primary Examiner — Robert M Spear

Assistant Examiner — Rashida C McCoy

(74) *Attorney, Agent, or Firm* — Quarles & Brady LLP;
Gavin J. Milczarek-Desai

(57) **CLAIM**

The ornamental design for a golf bag, as shown and described.

DESCRIPTION

FIG. 1 is a front perspective view of the golf bag.

FIG. 2 is a front elevational view of the golf bag.

FIG. 3 is a rear elevational view of the golf bag.

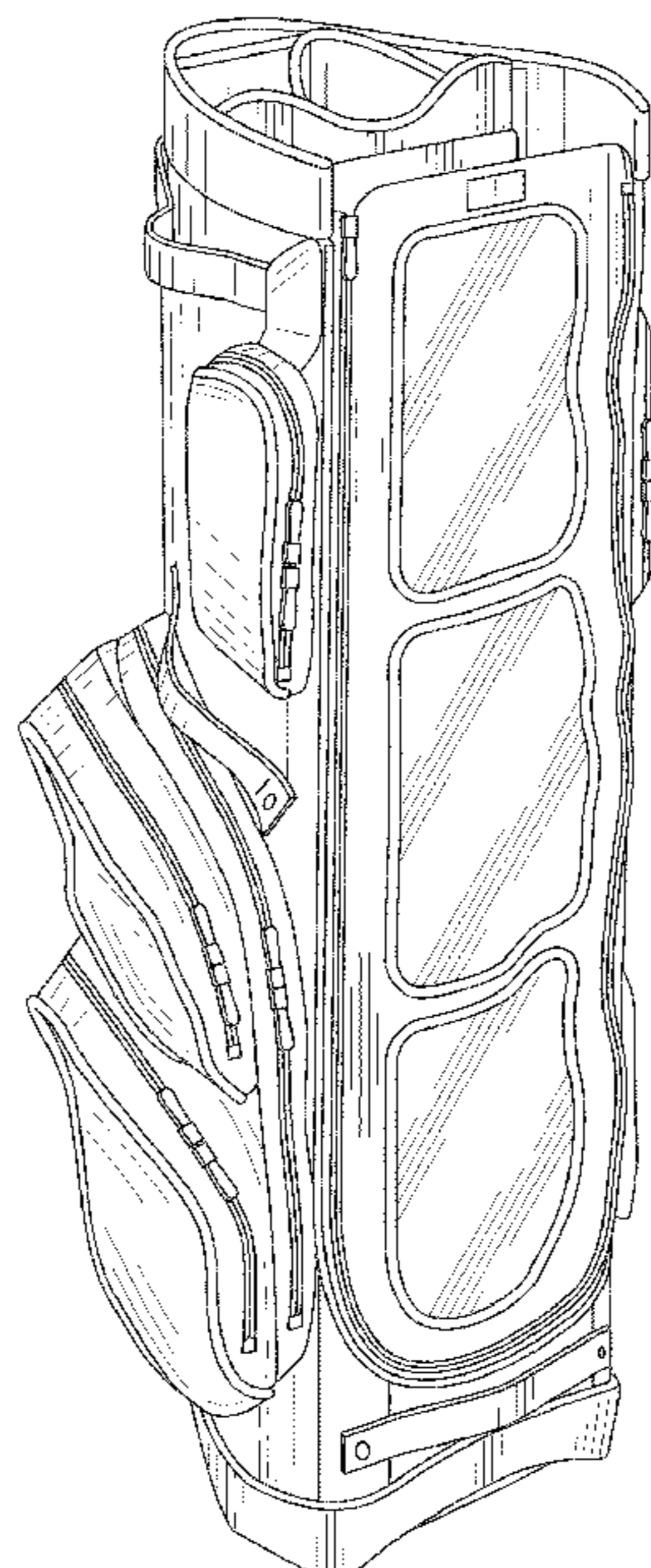
FIG. 4 is a left side elevational view of FIG. 2.

FIG. 5 is a right side elevational view of FIG. 2.

FIG. 6 is a top view of the golf bag; and,

FIG. 7 is a bottom view of the golf bag.

1 Claim, 3 Drawing Sheets



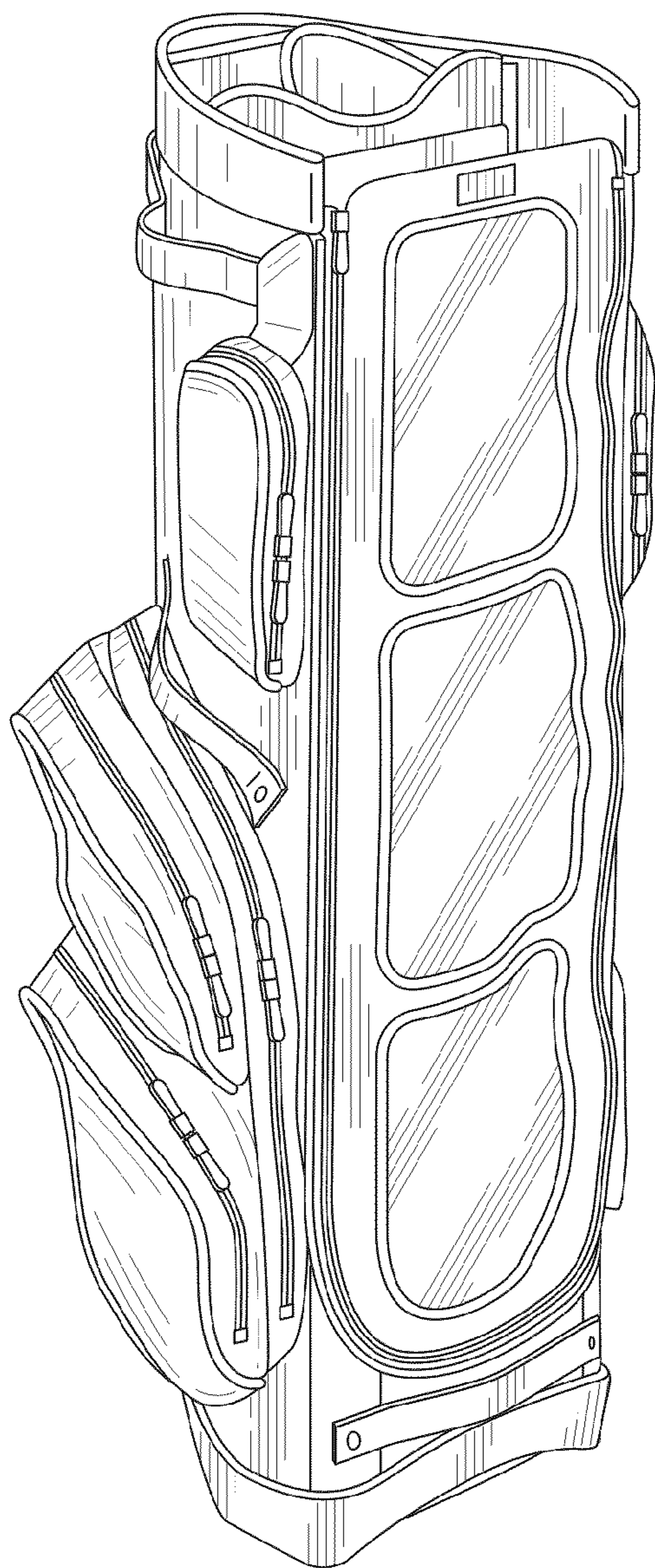


FIG. 1

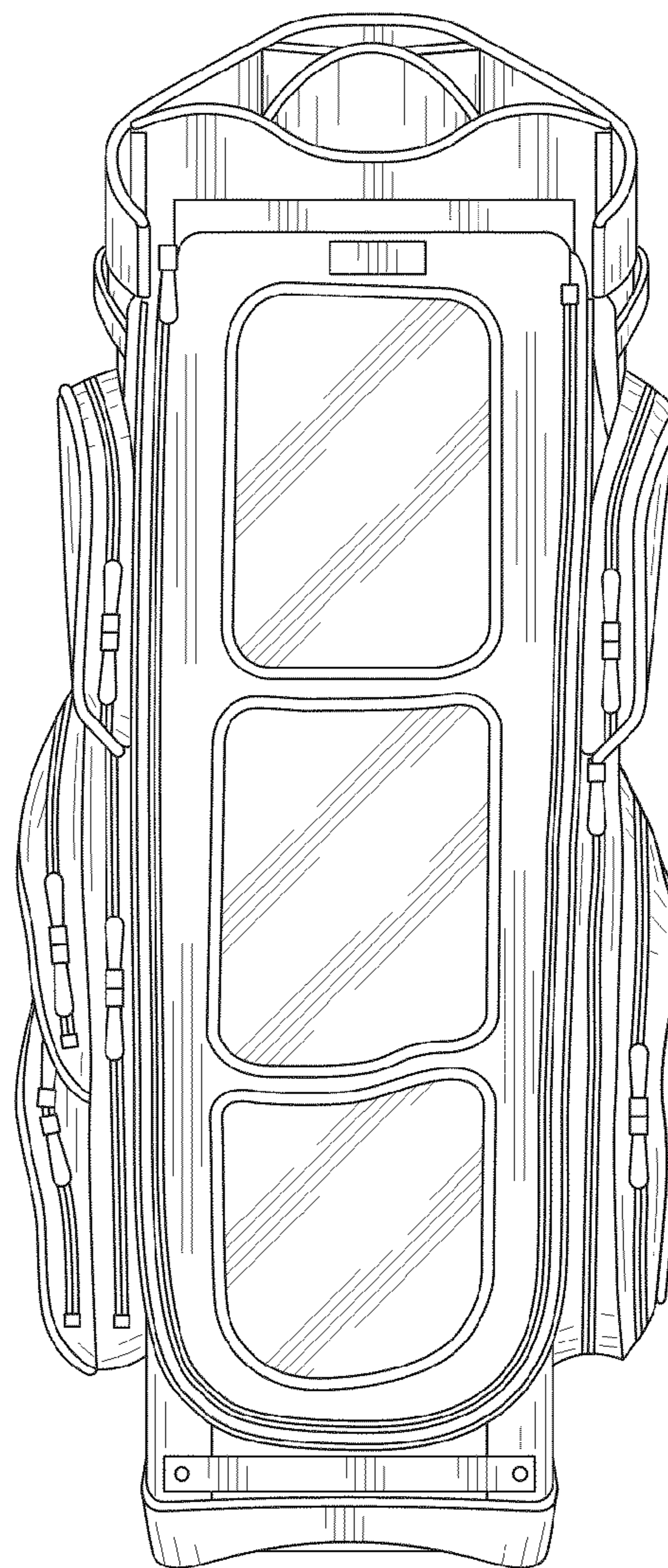


FIG. 2

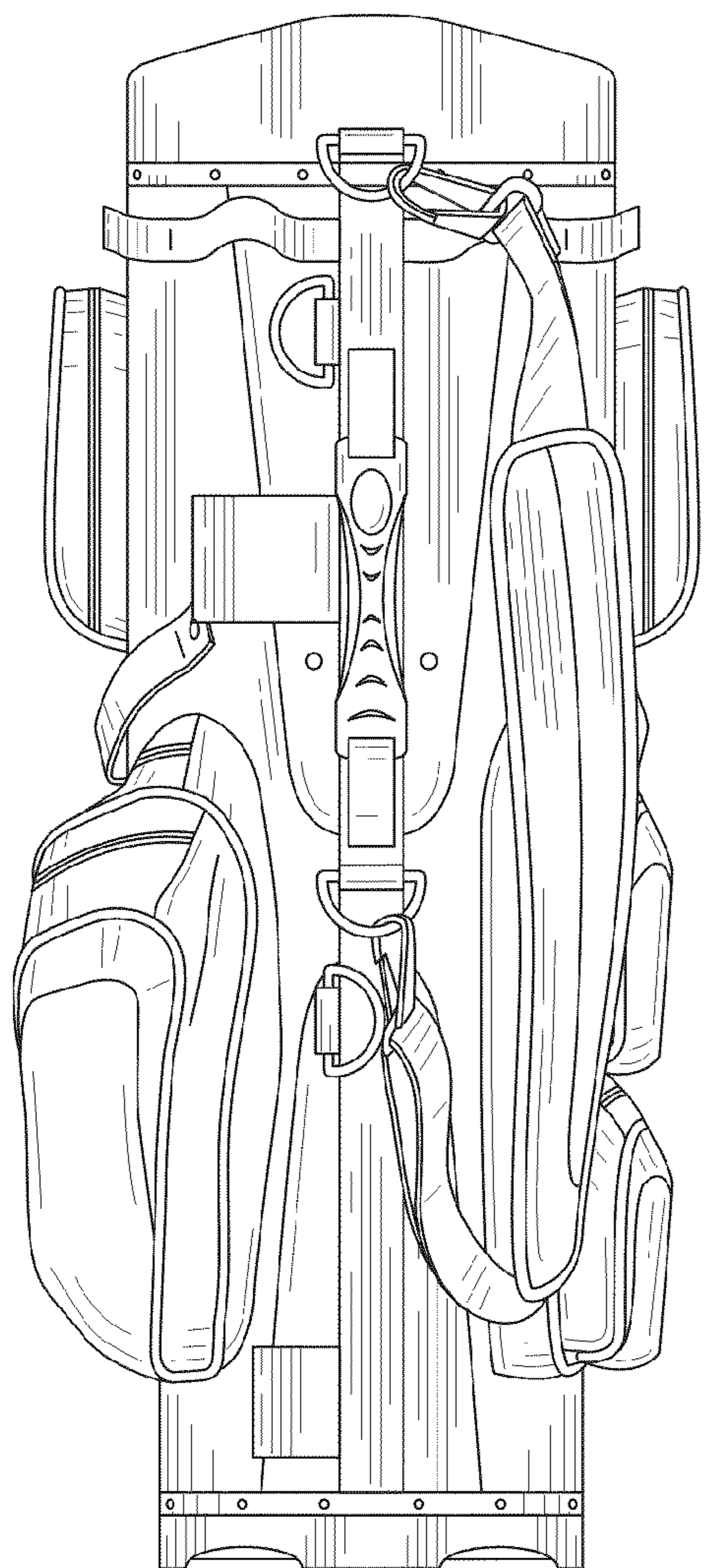


FIG. 3

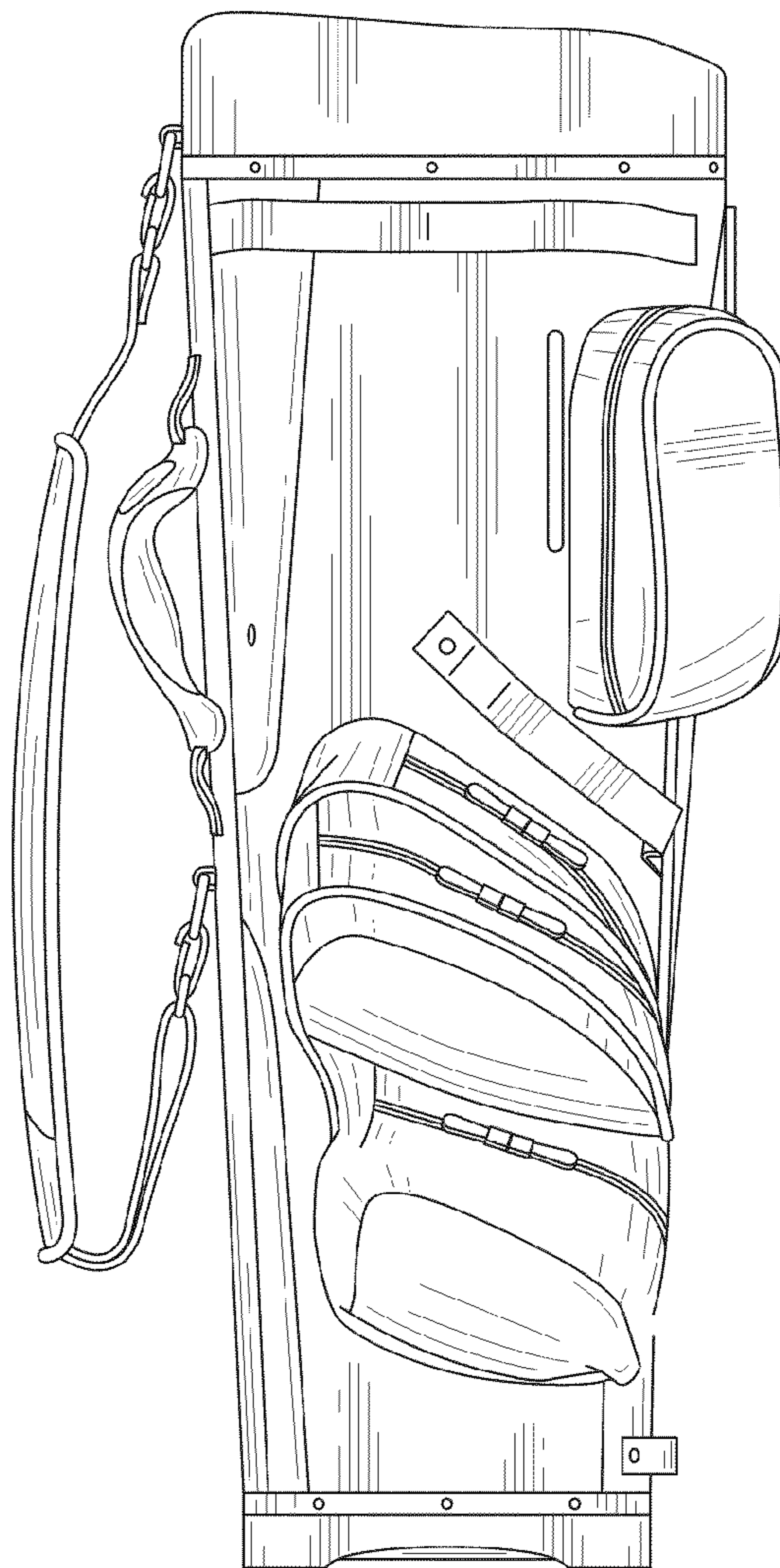


FIG. 4

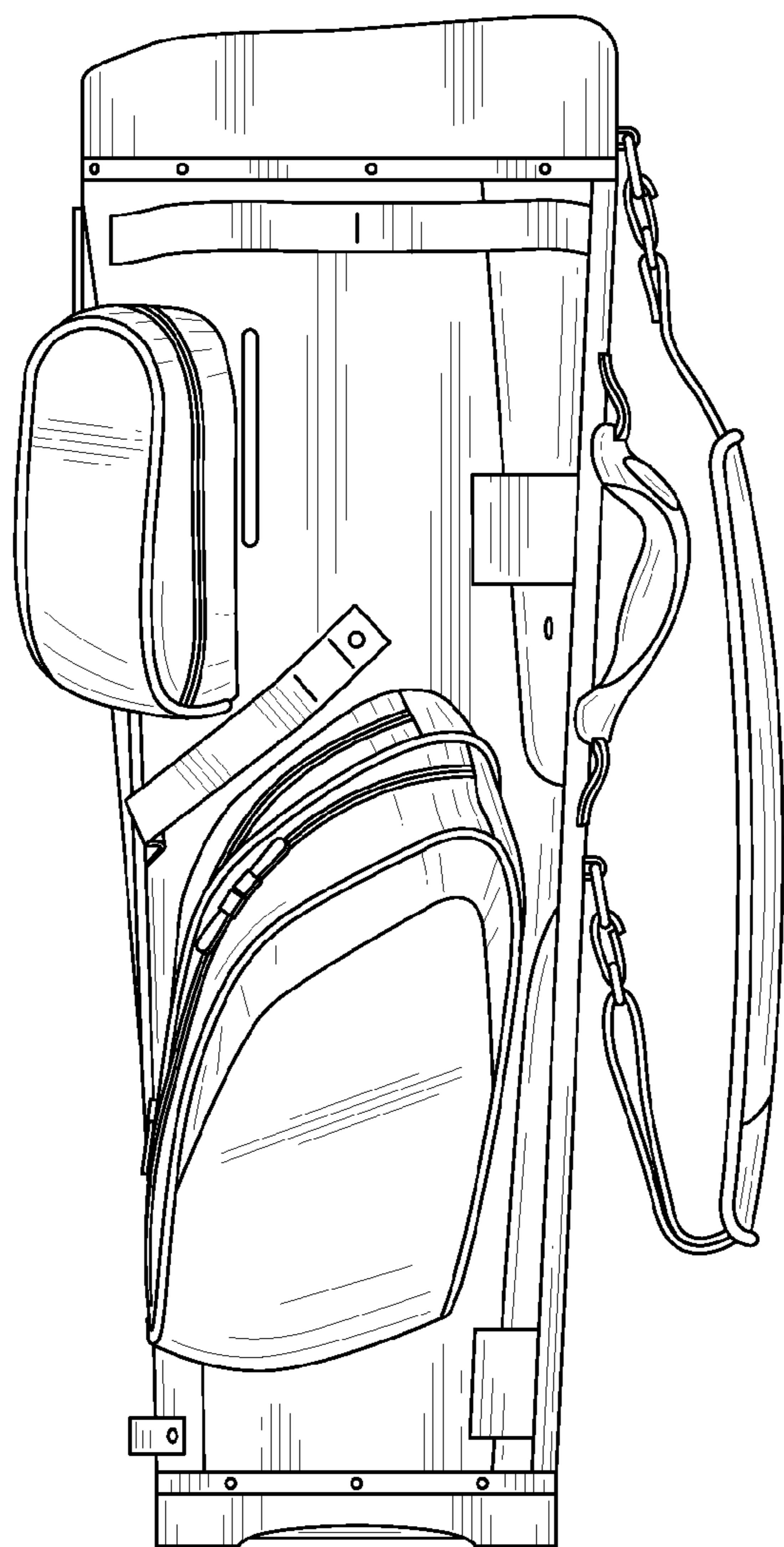


FIG. 5

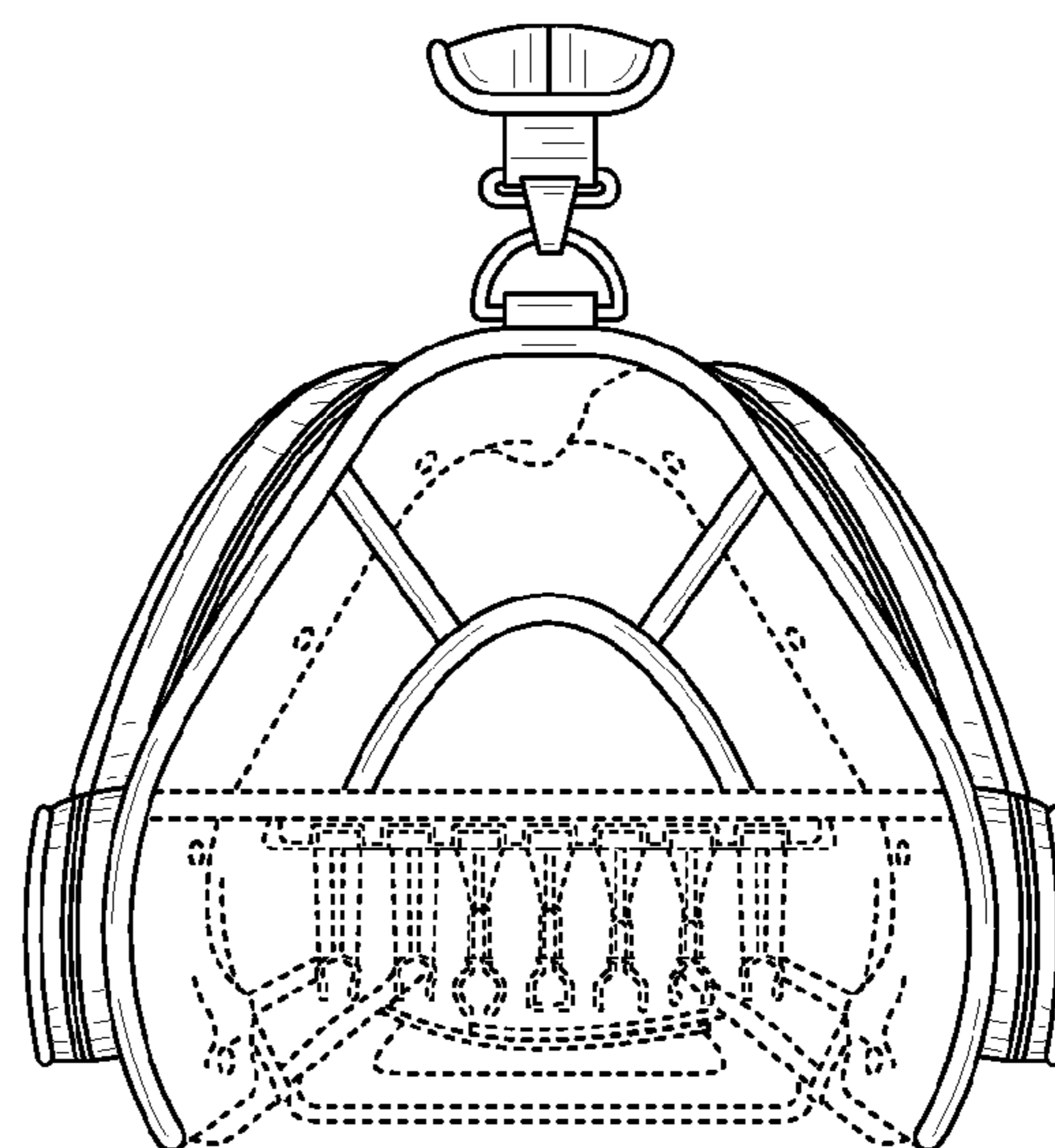


FIG. 6

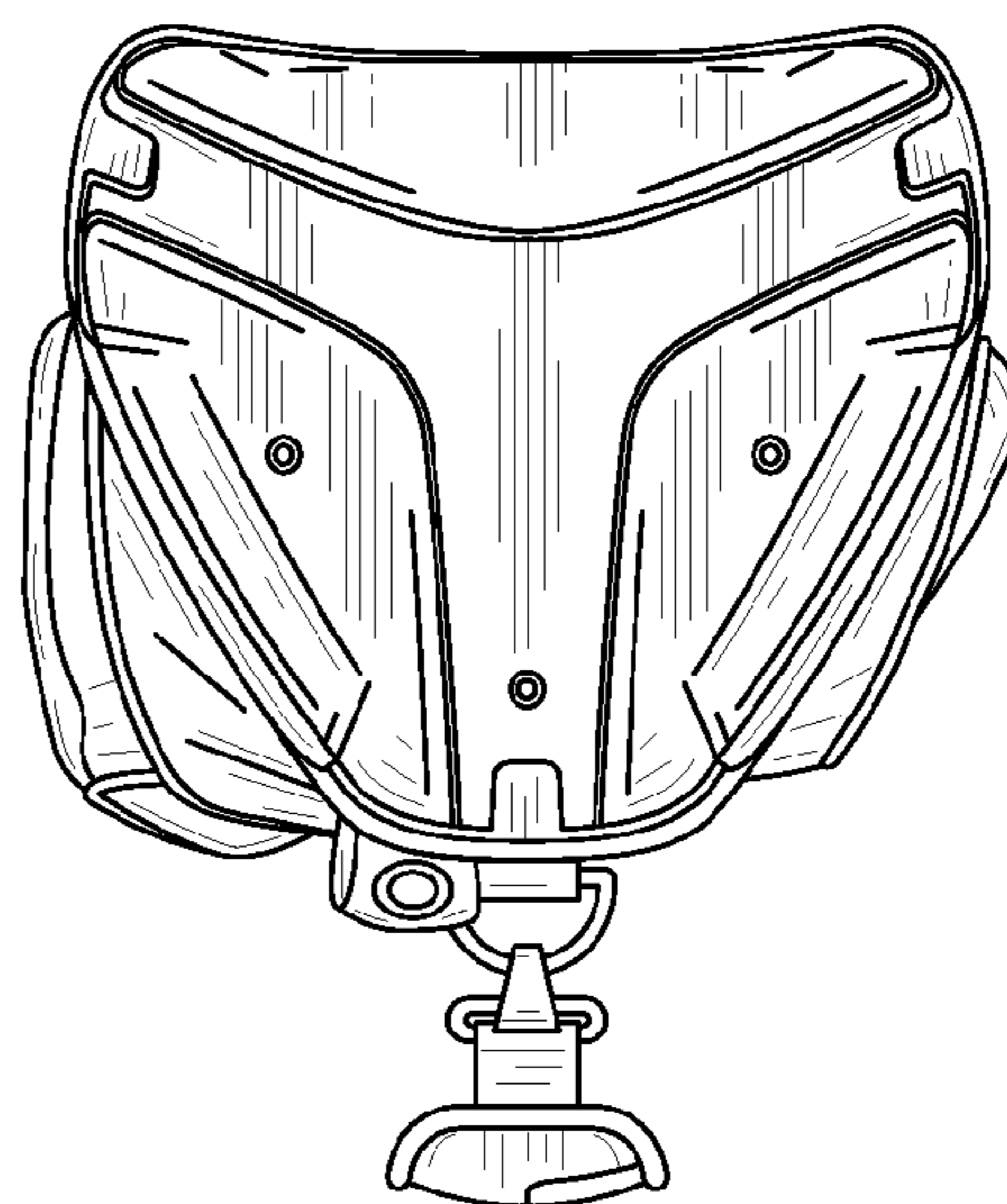


FIG. 7