

US00D653030S

(12) **United States Design Patent**  
**Reisenthel**

(10) **Patent No.:** **US D653,030 S**  
(45) **Date of Patent:** **\*\* Jan. 31, 2012**

(54) **HANDLE BAG WITH CROSSES**

(56) **References Cited**

(76) Inventor: **Peter Reisenthel**, Gilching (DE)

U.S. PATENT DOCUMENTS

(\*\*) Term: **14 Years**

D359,166	S	*	6/1995	Ford	.....	D3/243
D549,960	S	*	9/2007	Gonzalez	.....	D3/246
D580,165	S	*	11/2008	Pavlou	.....	D3/245
D605,402	S	*	12/2009	Gonzalez	.....	D3/245
D613,942	S	*	4/2010	Shing	.....	D3/232

(21) Appl. No.: **29/380,624**

\* cited by examiner

(22) Filed: **Dec. 8, 2010**

**Related U.S. Application Data**

(63) Continuation-in-part of application No. 29/363,564, filed on Jun. 11, 2010, now Pat. No. Des. 631,250, and a continuation-in-part of application No. 29/380,625, filed on Dec. 8, 2010, and a continuation-in-part of application No. 29/380,627, filed on Dec. 8, 2010, and a continuation-in-part of application No. 29/380,628, filed on Dec. 8, 2010, and a continuation-in-part of application No. 29/380,632, filed on Dec. 8, 2010, and a continuation-in-part of application No. 29/380,633, filed on Dec. 8, 2010, and a continuation-in-part of application No. 29/380,629, filed on Dec. 8, 2010, and a continuation-in-part of application No. 29/380,631, filed on Dec. 8, 2010.

*Primary Examiner* — Holly Baynham

(74) *Attorney, Agent, or Firm* — Mayback & Hoffman, P.A.; Gregory L. Mayback; Rebecca A. Tie

(57) **CLAIM**

The ornamental design for a handle bag with crosses, as shown and described.

**DESCRIPTION**

FIG. 1 is a perspective view from a side corner of a handle bag according to the present invention, the tag indicated with dashed lines is for the purposes of illustrating environment and forms no part of the claimed design;

FIG. 2 is an elevational view of a first side of the handle bag FIG. 1, the tag indicated with dashed lines is for the purposes of illustrating environment and forms no part of the claimed design;

FIG. 3 is an elevational view of a second side of the handle bag of FIG. 1 from a side opposite the view of FIG. 2;

FIG. 4 is an elevational view of a third side of the handle bag FIG. 1;

FIG. 5 is an elevational view of a fourth side of the handle bag of FIG. 1 from a side opposite the view of FIG. 4, the tag indicated with dashed lines is for the purposes of illustrating environment and forms no part of the claimed design;

FIG. 6 is a top plan view of the handle bag of FIG. 1, the tag indicated with dashed lines is for the purposes of illustrating environment and forms no part of the claimed design; and, FIG. 7 is a bottom plan view of the handle bag of FIG. 1.

(30) **Foreign Application Priority Data**

May 25, 2010 (EM) ..... 001711557

Oct. 20, 2010 (EM) ..... 001770983

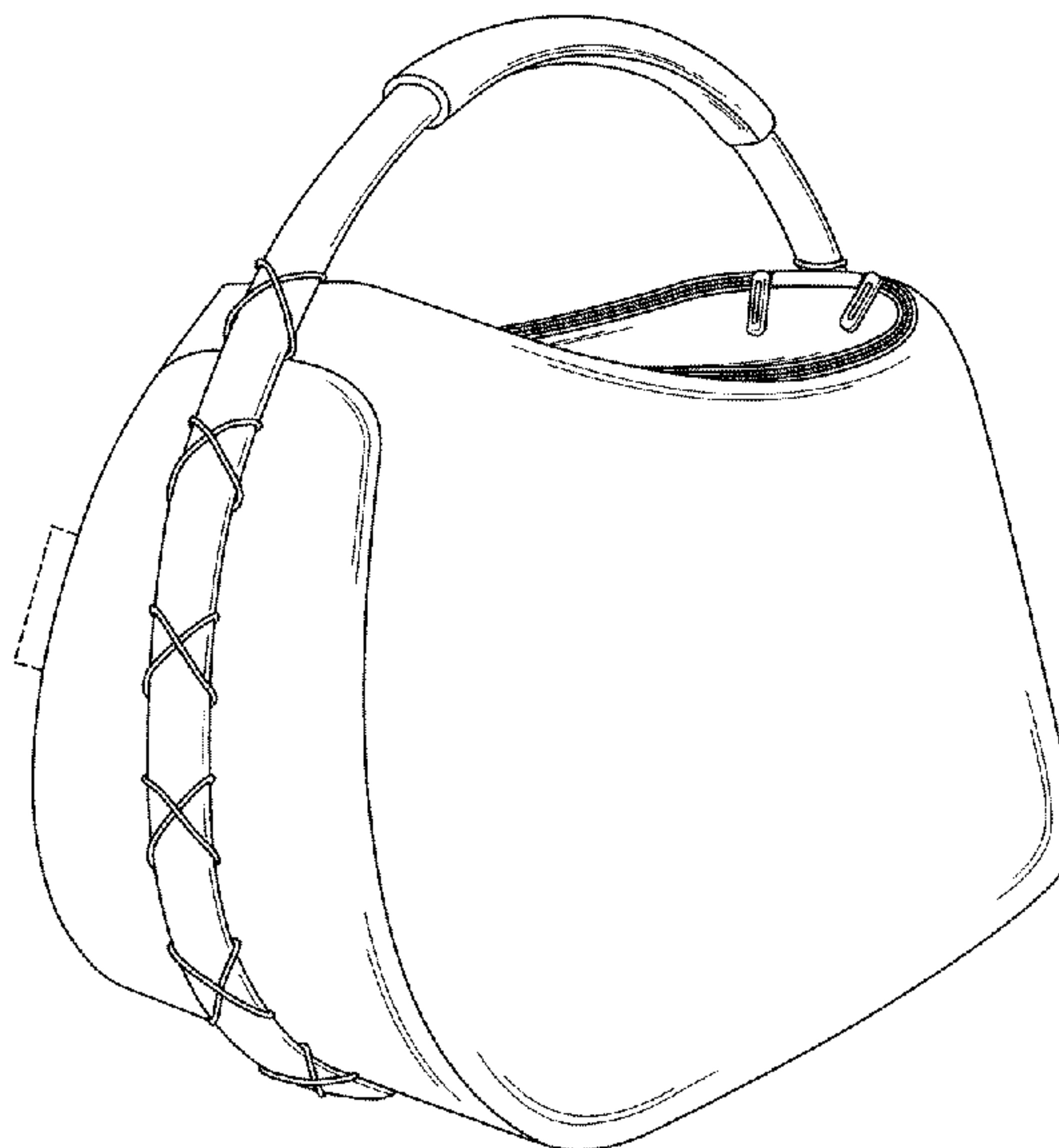
(51) **LOC (9) Cl.** ..... **03-01**

(52) **U.S. Cl.** ..... **D3/245**

(58) **Field of Classification Search** ..... D3/232–233,  
D3/240, 245, 318; 150/100, 103–110, 113–114,  
150/118–119

See application file for complete search history.

**1 Claim, 3 Drawing Sheets**



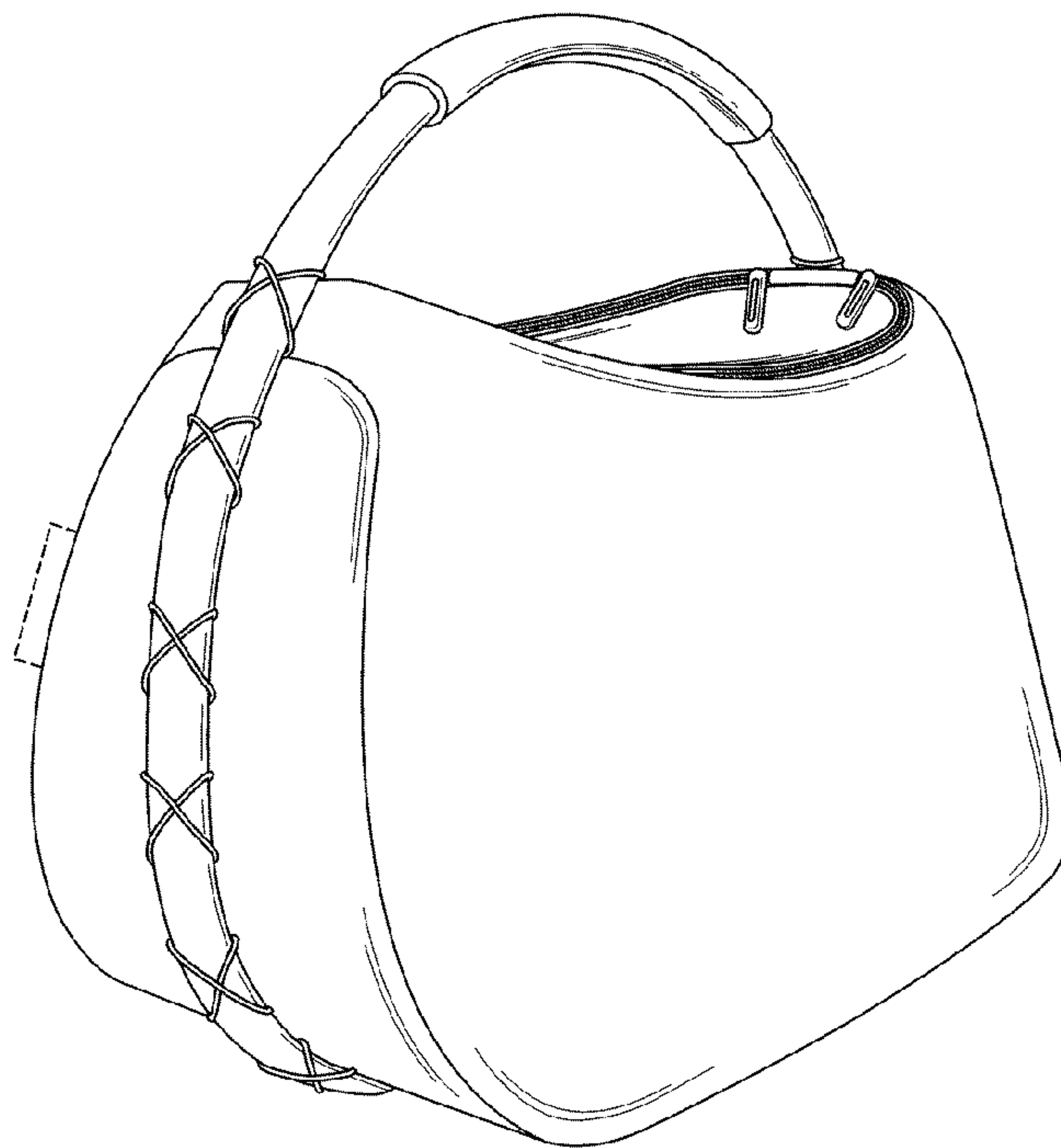


FIG. 1

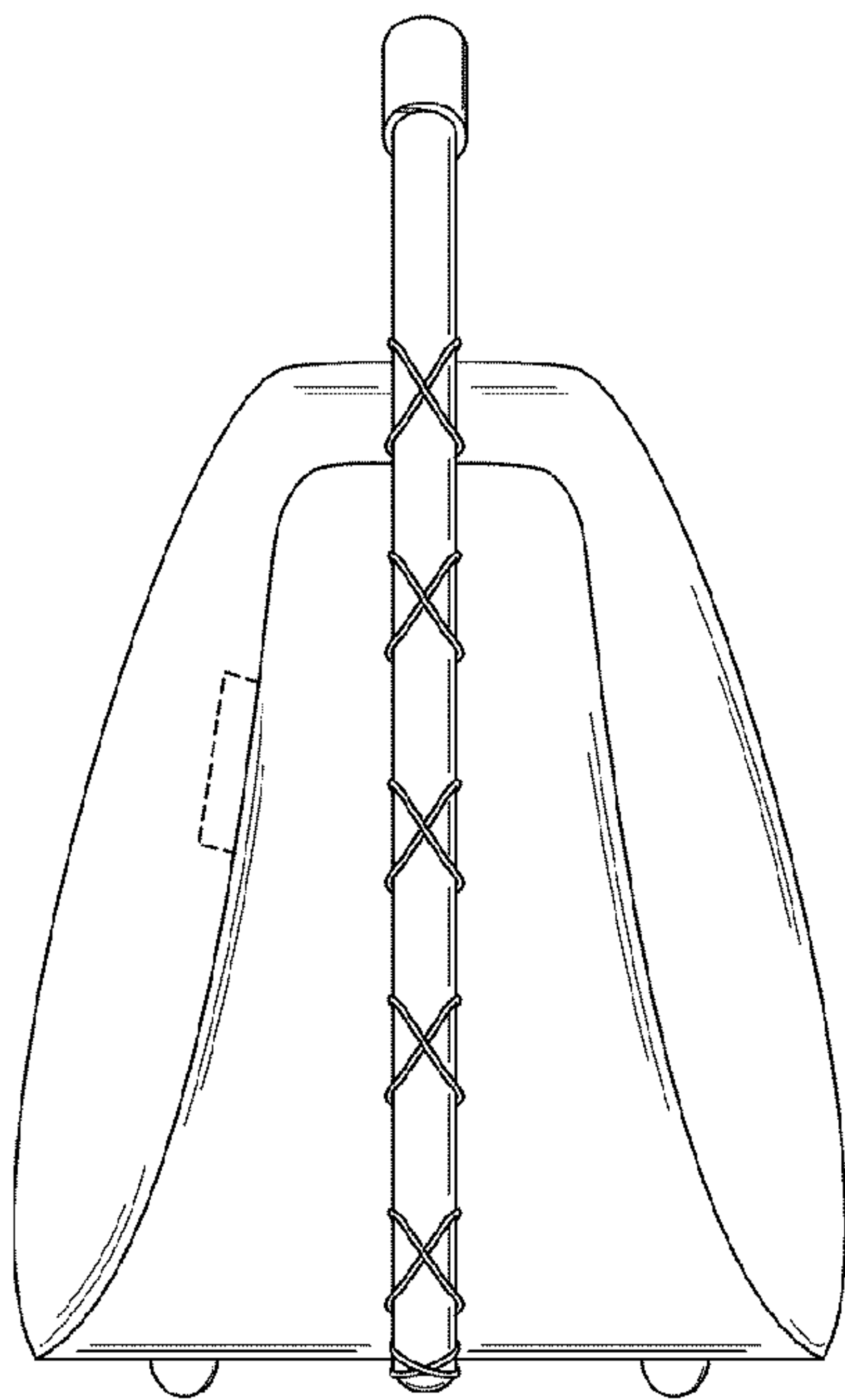


FIG. 2

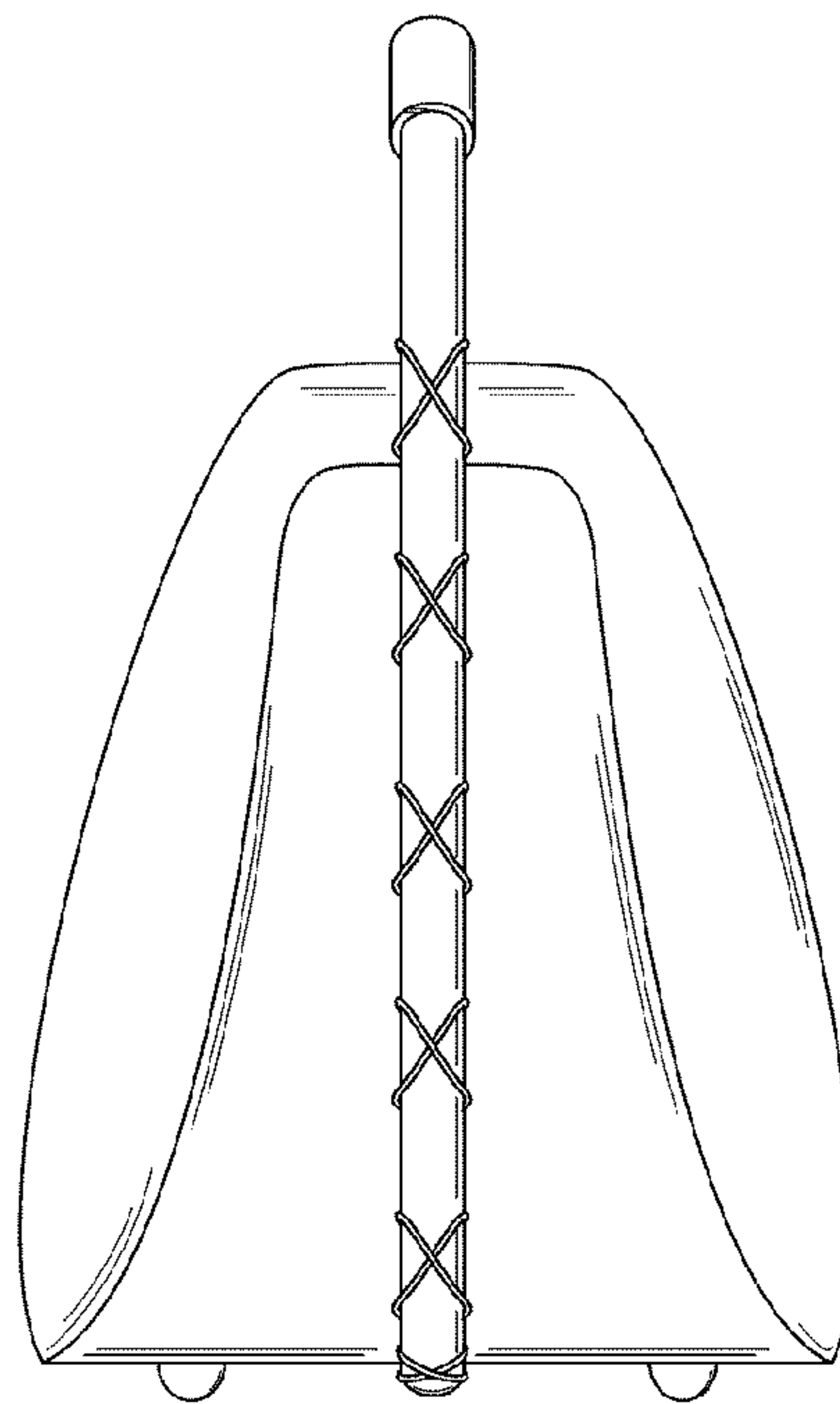


FIG. 3

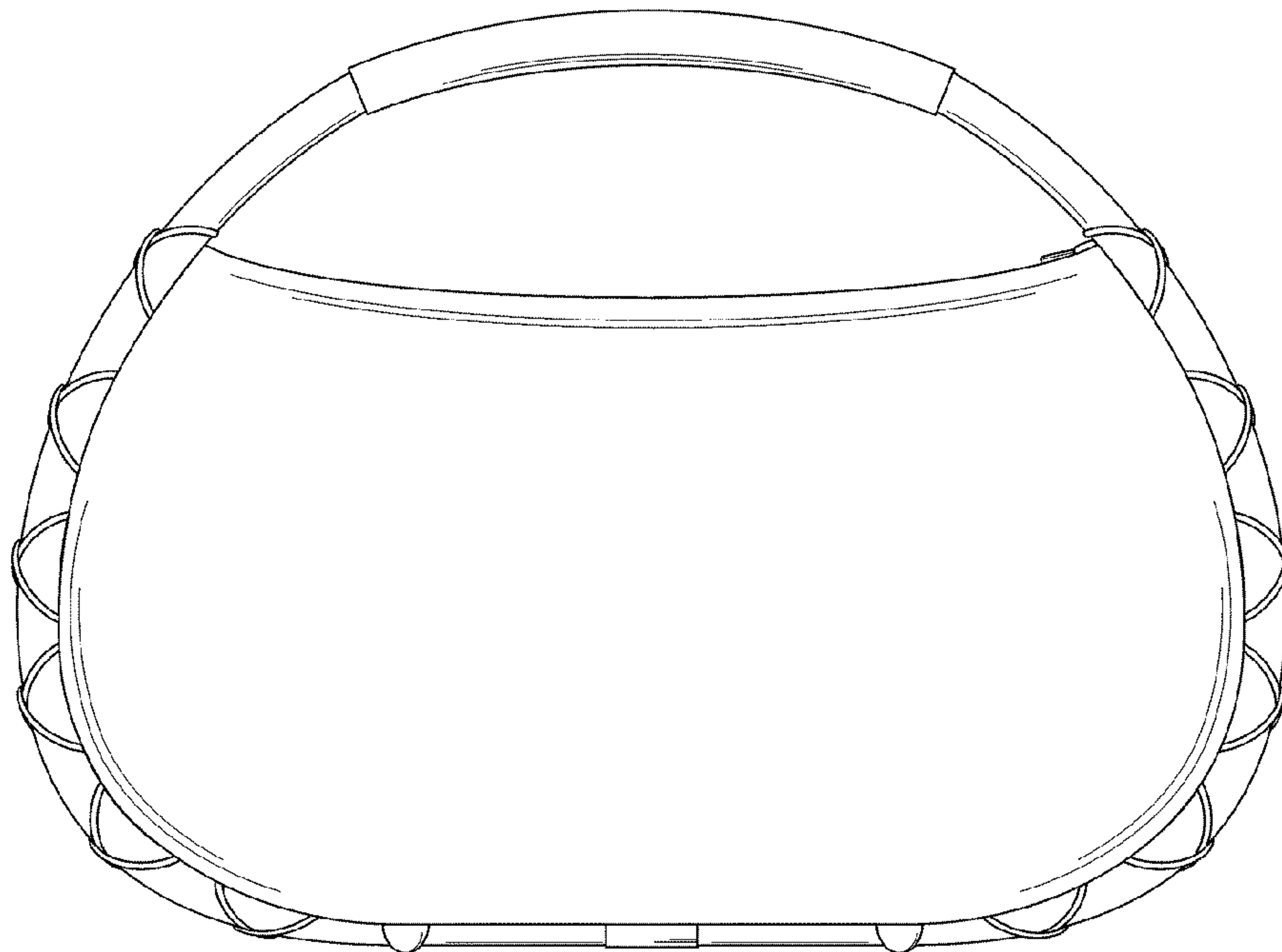


FIG. 4

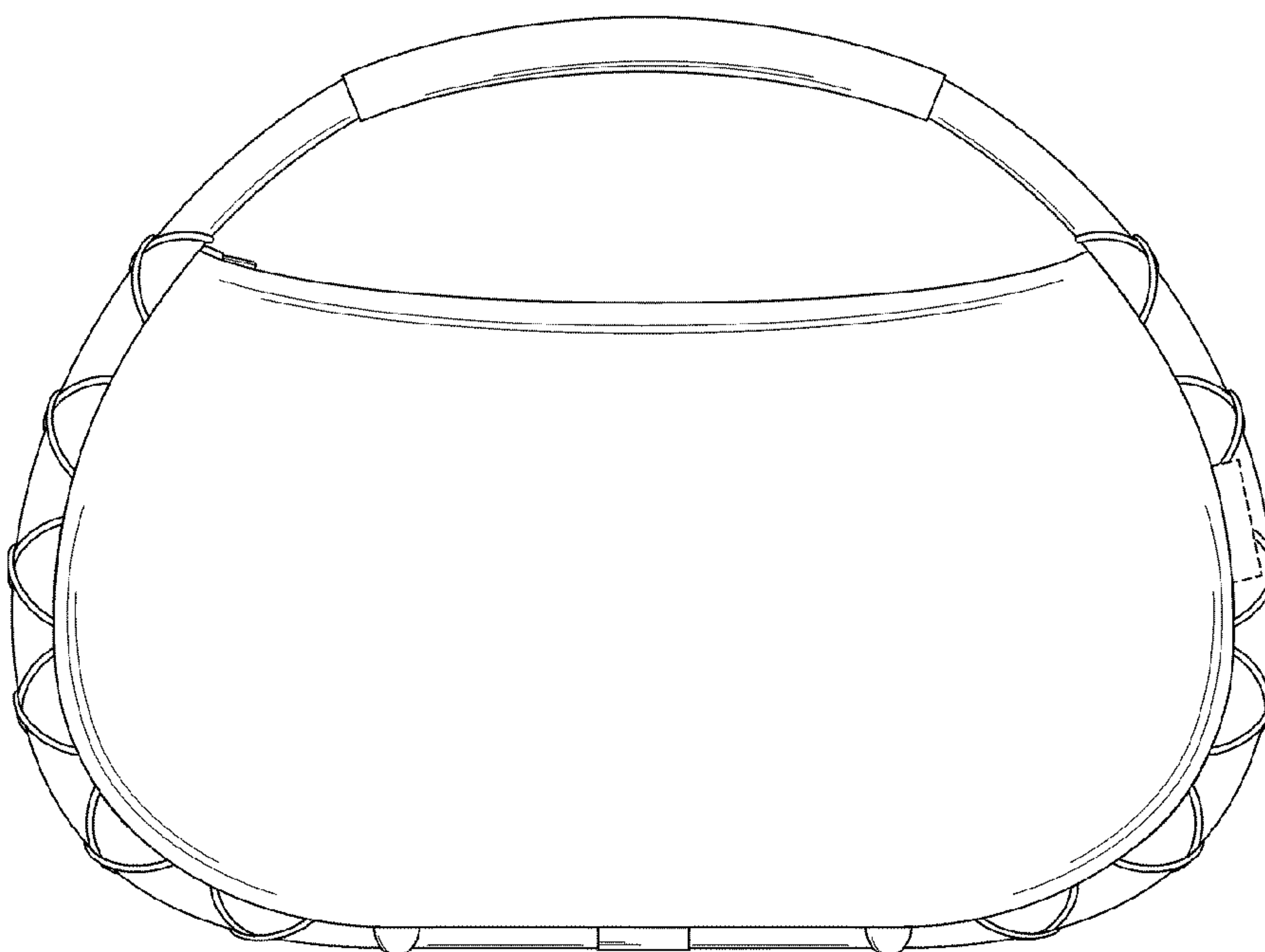


FIG. 5




FIG. 6

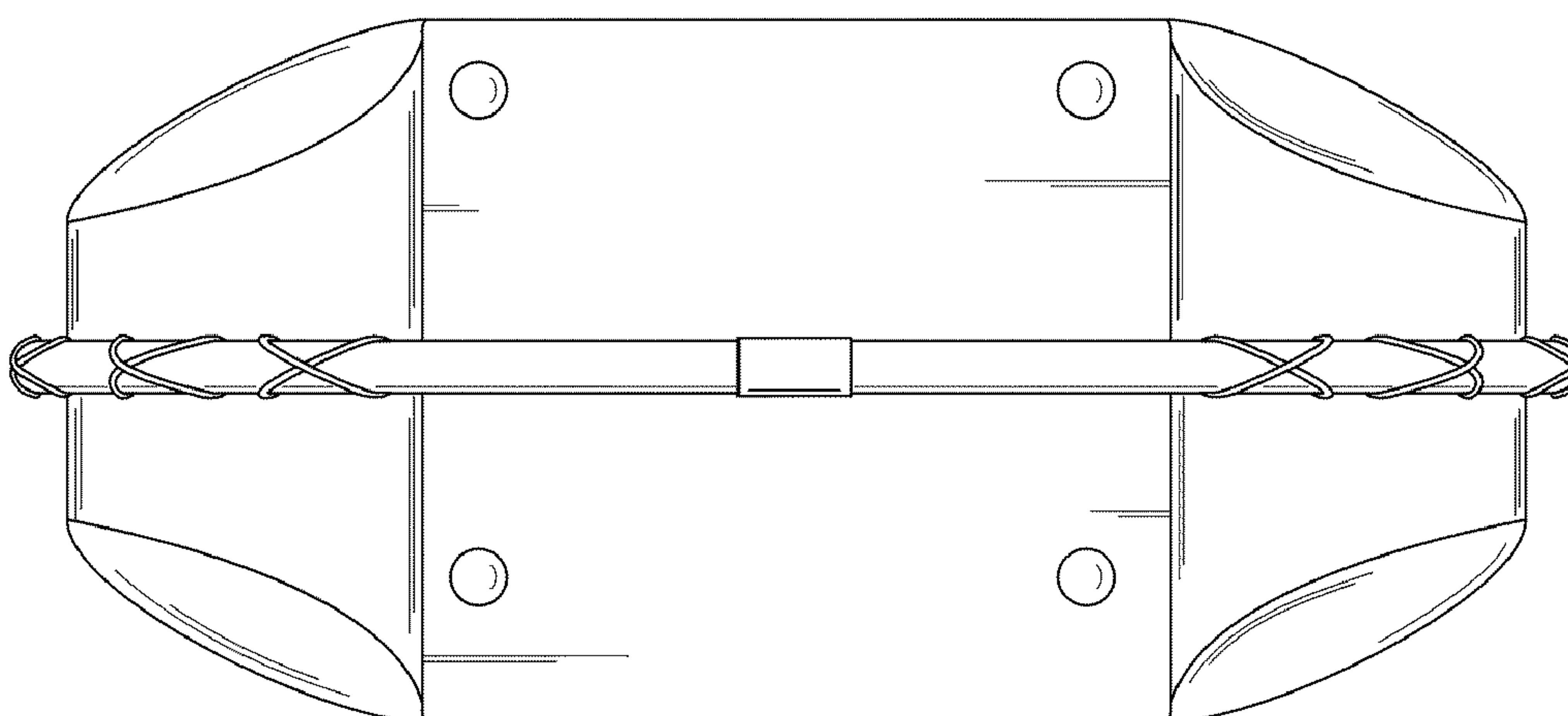


FIG. 7