



US00D653024S

(12) **United States Design Patent**
LaRusso

(10) **Patent No.:** **US D653,024 S**
(45) **Date of Patent:** **** Jan. 31, 2012**

(54) **FOOTWEAR**

(75) Inventor: **Nicolas LaRusso**, London (GB)

(73) Assignee: **J. Choo Limited**, London (GB)

(**) Term: **14 Years**

(21) Appl. No.: **29/370,809**

(22) Filed: **Sep. 7, 2010**

(30) **Foreign Application Priority Data**

Mar. 9, 1920 (EM) 001679168-0015

(51) **LOC (9) Cl.** **02-99**

(52) **U.S. Cl.** **D2/969; D2/897; D2/978**

(58) **Field of Classification Search** D2/896,
D2/902, 906–908, 925–944, 969, 970, 972–974;
36/45–49, 50.1, 77 M, 77 R, 83, 88, 113,
36/114, 126–131

See application file for complete search history.

(56) **References Cited**

U.S. PATENT DOCUMENTS

D236,559 S *	9/1975	Senter	D2/907
D237,427 S *	11/1975	Thornberry	D2/907
D358,929 S *	6/1995	Peterson	D2/908
D373,462 S *	9/1996	Boyer	D2/969
D481,853 S *	11/2003	Challant	D2/946
D614,385 S *	4/2010	Roulo	D2/972
D614,850 S *	5/2010	Raysse	D2/972
D624,743 S *	10/2010	Raysse	D2/969
D625,505 S *	10/2010	Teteriatnikov	D2/969
D626,738 S *	11/2010	Akhidime	D2/969
D632,063 S *	2/2011	Teteriatnikov	D2/969

OTHER PUBLICATIONS

U.S. Appl. No. 29/370,819, filed Sep. 8, 2010—First named inventor: Nicolas LaRusso.

* cited by examiner

Primary Examiner — Dominic Simone

(74) *Attorney, Agent, or Firm* — Fross Zelnick Lehrman & Zissu, P.C.; Lawrence E. Apolzon, Esq.

(57) **CLAIM**

The ornamental design for footwear, as shown and described.

DESCRIPTION

FIG. 1 is a front perspective view of a shoe showing my footwear design;

FIG. 2 is a left side view of the footwear shown in FIG. 1;

FIG. 3 is a right side view of the footwear shown in FIG. 1;

FIG. 4 is a front view of the footwear shown in FIG. 1;

FIG. 5 is a rear view of the footwear shown in FIG. 1;

FIG. 6 is a top view of the footwear shown in FIG. 1;

FIG. 7 is a front perspective view of an alternative embodiment of the footwear shown in FIG. 1;

FIG. 8 is a left side view of the alternative embodiment of the footwear shown in FIG. 7;

FIG. 9 is a right side view of the alternative embodiment of the footwear shown in FIG. 7;



FIG. 10 is a front view of the alternative embodiment of the footwear shown in FIG. 7;

FIG. 11 is a rear view of the alternative embodiment of the footwear shown in FIG. 7; and,

FIG. 12 is a top view of the alternative embodiment of the footwear shown in FIG. 7.

The broken line showing of the sole, laces, laces tube, vamp loop, and rear heel plaque is for illustrative purposes only and forms no part of the claimed design.

1 Claim, 12 Drawing Sheets






FIG. 1

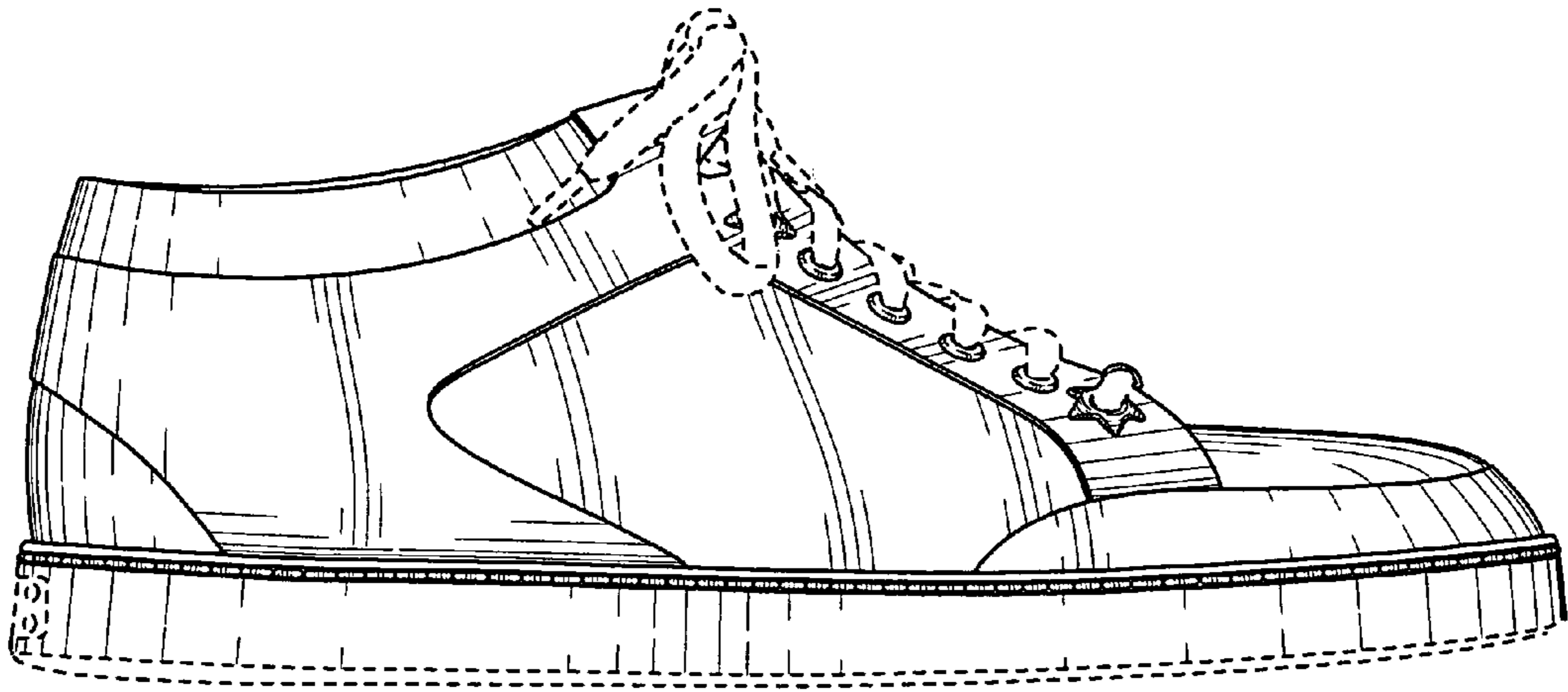


FIG. 2

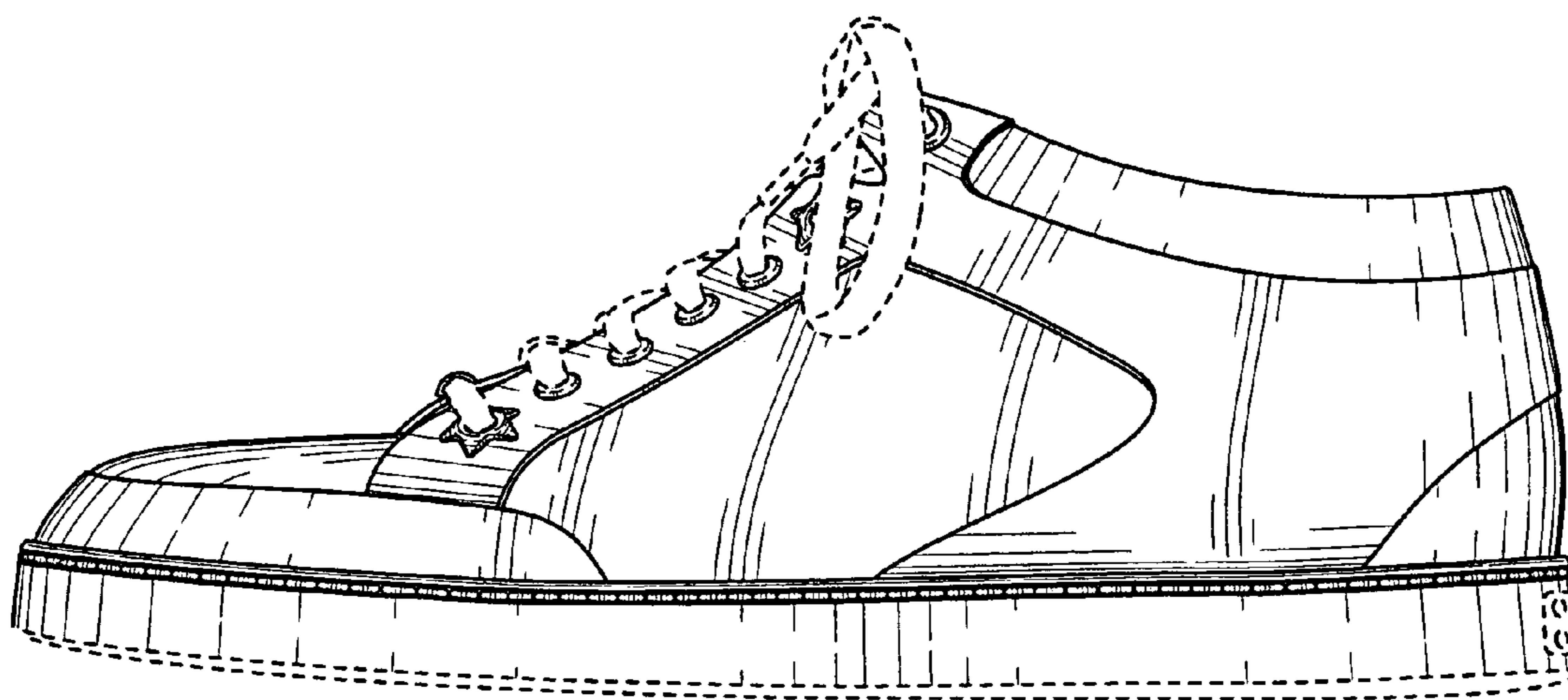


FIG. 3

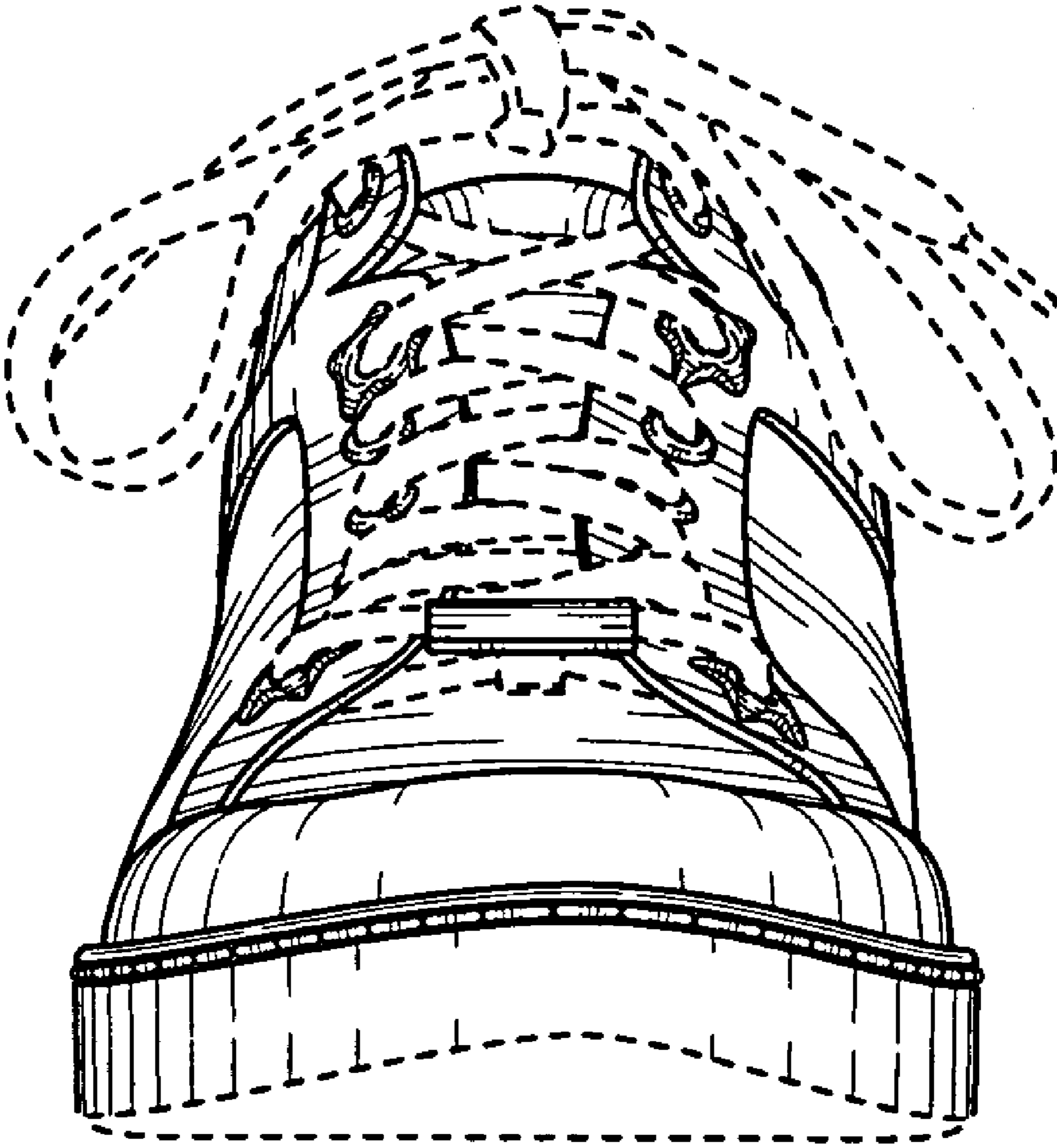


FIG. 4

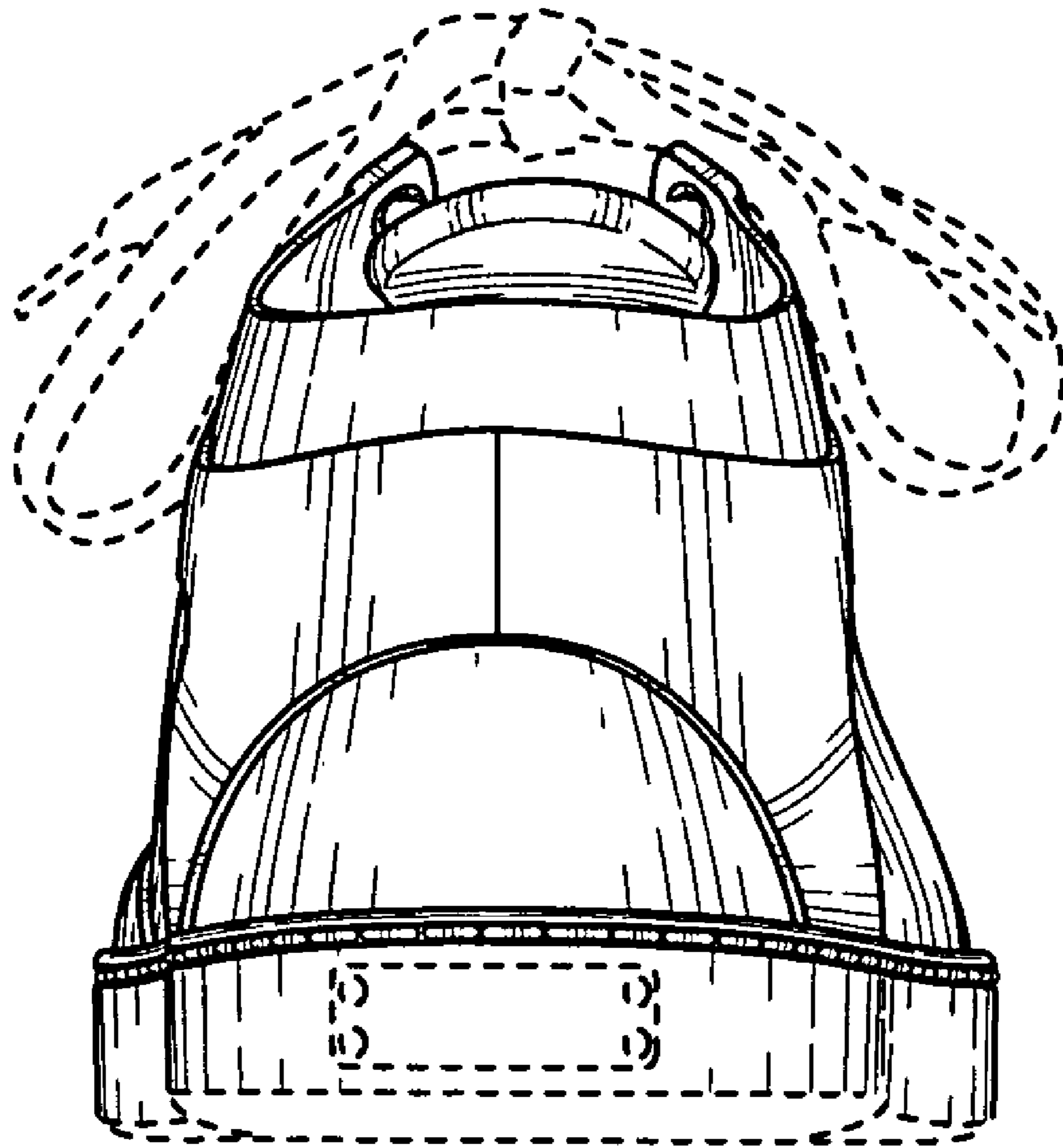


FIG. 5

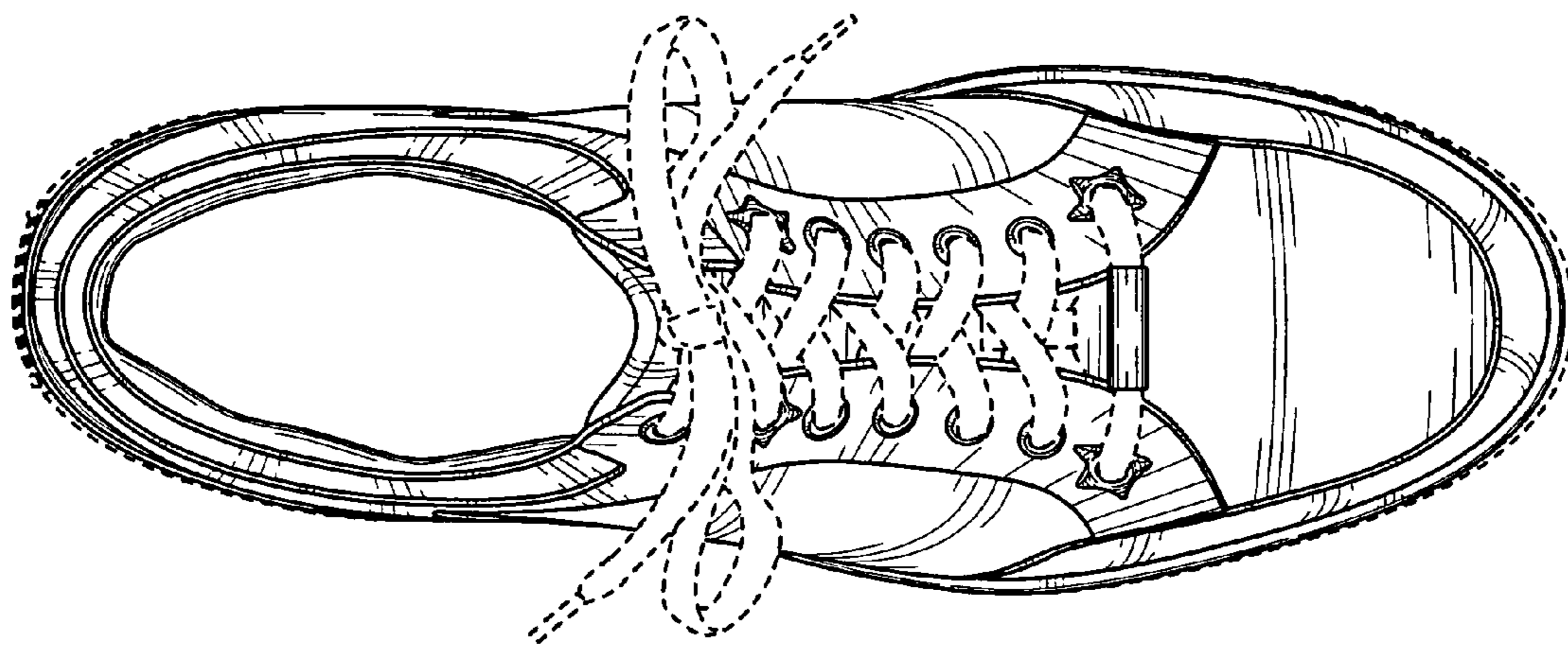


FIG. 6




FIG. 7




FIG. 8




FIG. 9

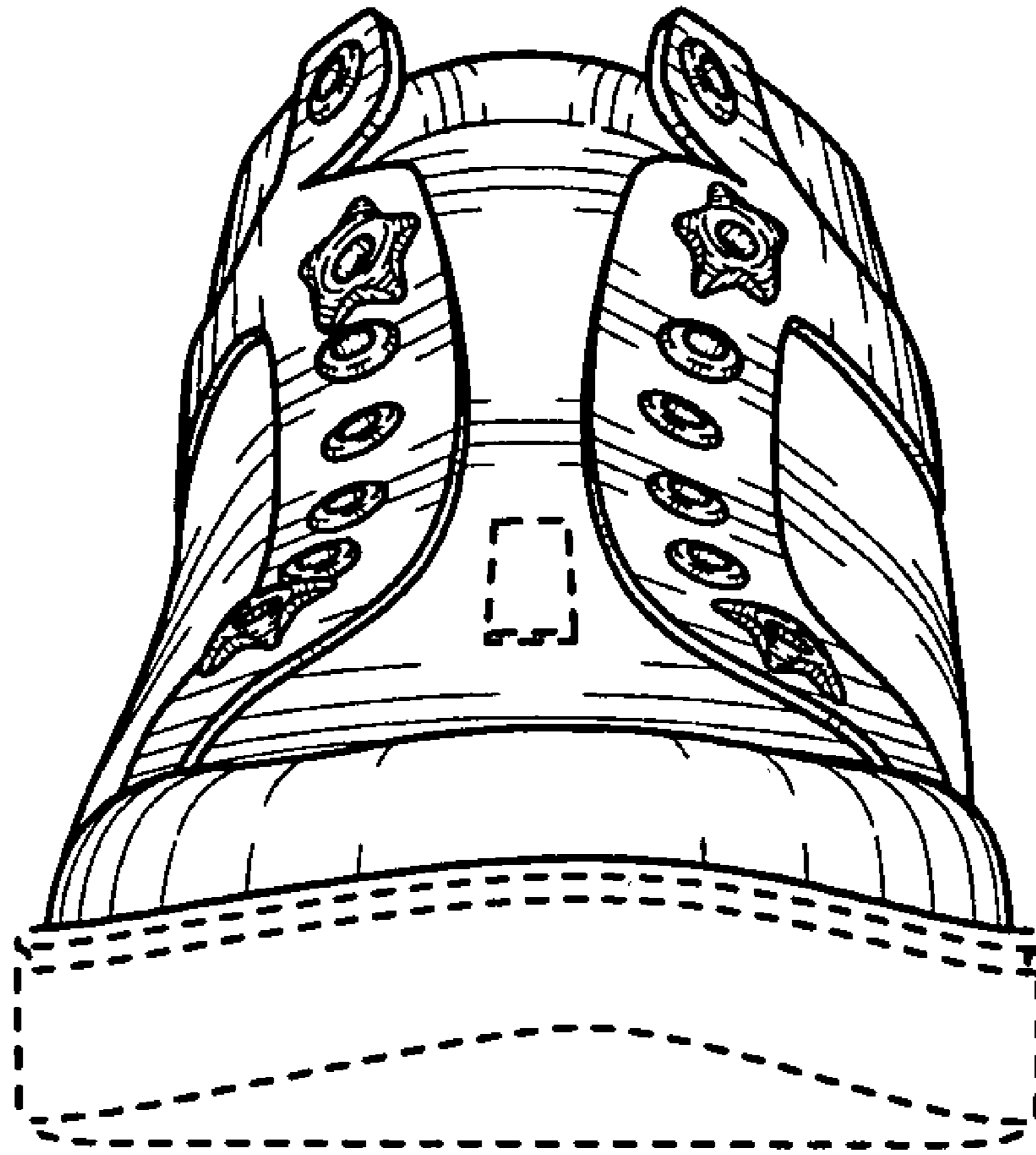


FIG. 10

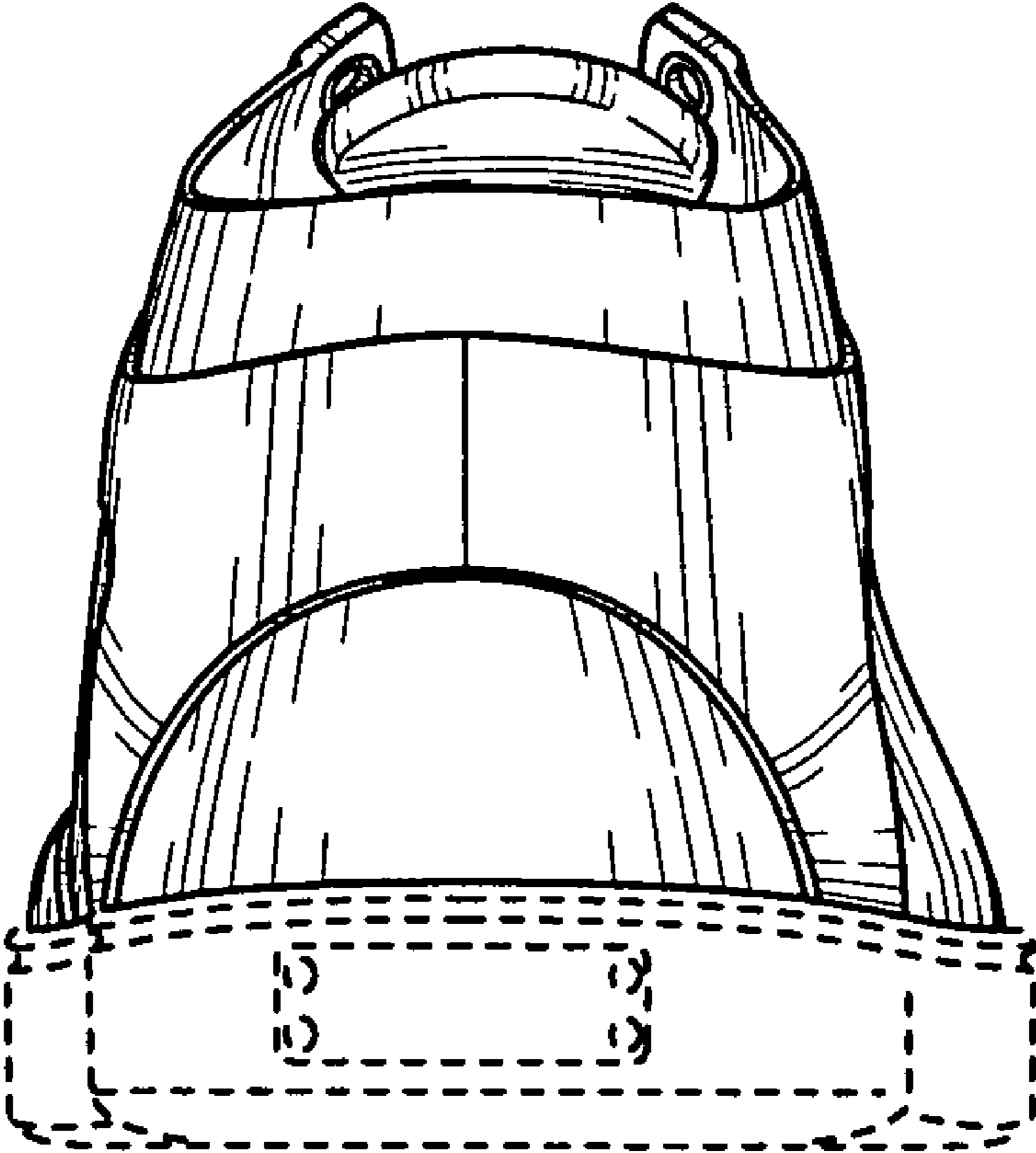


FIG. 11

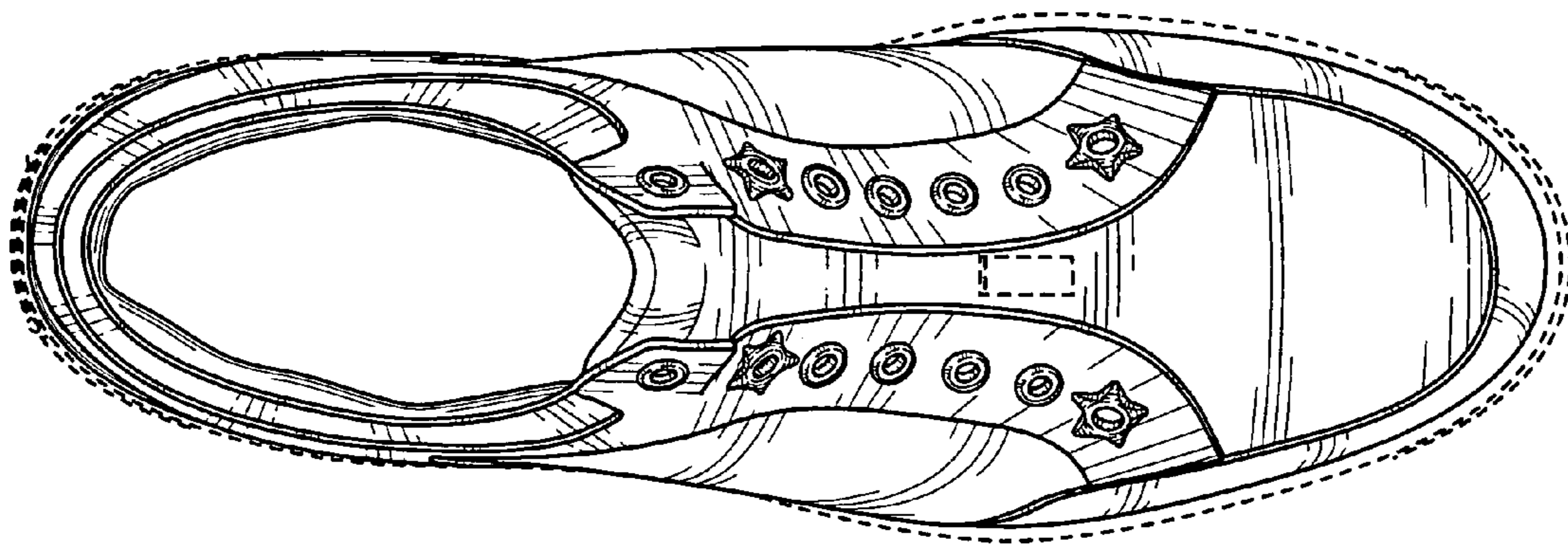


FIG. 12

UNITED STATES PATENT AND TRADEMARK OFFICE
CERTIFICATE OF CORRECTION

PATENT NO. : D653,024 S
APPLICATION NO. : 29/370809
DATED : January 31, 2012
INVENTOR(S) : Nicolas LaRusso

Page 1 of 1

It is certified that error appears in the above-identified patent and that said Letters Patent is hereby corrected as shown below:

On the face of the patent, (30) Foreign Application Priority Data should read -

(30) Foreign Application Priority Data

Mar. 9, 2010 (EM)001679168-0015

Signed and Sealed this
Twentieth Day of March, 2012



David J. Kappos
Director of the United States Patent and Trademark Office