



US00D653004S

(12) **United States Design Patent**
Viola

(10) **Patent No.:** **US D653,004 S**

(45) **Date of Patent:** **** Jan. 24, 2012**

(54) **ROLLABLE SOFT PET TOY**

(76) Inventor: **Charles Alfred Viola**, Fairfield, IA (US)

(**) Term: **14 Years**

(21) Appl. No.: **29/372,487**

(22) Filed: **Nov. 24, 2010**

(51) **LOC (9) Cl.** **30-99**

(52) **U.S. Cl.** **D30/160**

(58) **Field of Classification Search** D30/160;
D11/121; D21/623; D24/211, 214-215;
119/702, 706-711; 446/369; D6/349, 382,
D6/595-596, 601

See application file for complete search history.

(56) **References Cited**

U.S. PATENT DOCUMENTS

62,347	A *	2/1867	Link	15/229.1
1,047,703	A *	12/1912	Rapson	15/229.1
D203,999	S *	3/1966	Schenk	D21/621
D221,559	S *	8/1971	Frifogle	D30/160
3,727,583	A *	4/1973	Muraro	119/711
4,756,529	A *	7/1988	Stillinger	D30/160
4,763,369	A *	8/1988	Spector	D6/598
5,070,558	A *	12/1991	Fenley	5/636
5,180,337	A *	1/1993	Rein	D30/160
D350,475	S *	9/1994	Cirelli	D30/160
5,476,267	A *	12/1995	Gertsikov	473/580

5,718,010	A *	2/1998	Beier	5/636
D413,697	S *	9/1999	Druhan	D30/160
D417,997	S *	12/1999	Yannakis	D6/601
D423,152	S *	4/2000	Kelly	D30/160
D430,626	S *	9/2000	Cortez	D21/623
6,247,730	B1 *	6/2001	Henderson et al.	281/51
D471,750	S *	3/2003	Jamvold et al.	D6/601
6,631,696	B2 *	10/2003	Krumveide	119/709
D527,497	S *	8/2006	Grimes	D30/160
RE40,430	E *	7/2008	Markham	119/707
D594,463	S *	6/2009	Jean-Pierre	D14/460
D624,711	S *	9/2010	Shatoff et al.	D30/160
2005/0142985	A1 *	6/2005	Russo-Barone	446/369
2005/0178342	A1 *	8/2005	Kenny	119/708
2006/0048719	A1 *	3/2006	Myers	119/710
2007/0234969	A1 *	10/2007	Lynch	119/707

* cited by examiner

Primary Examiner — Cathy A MacCormac

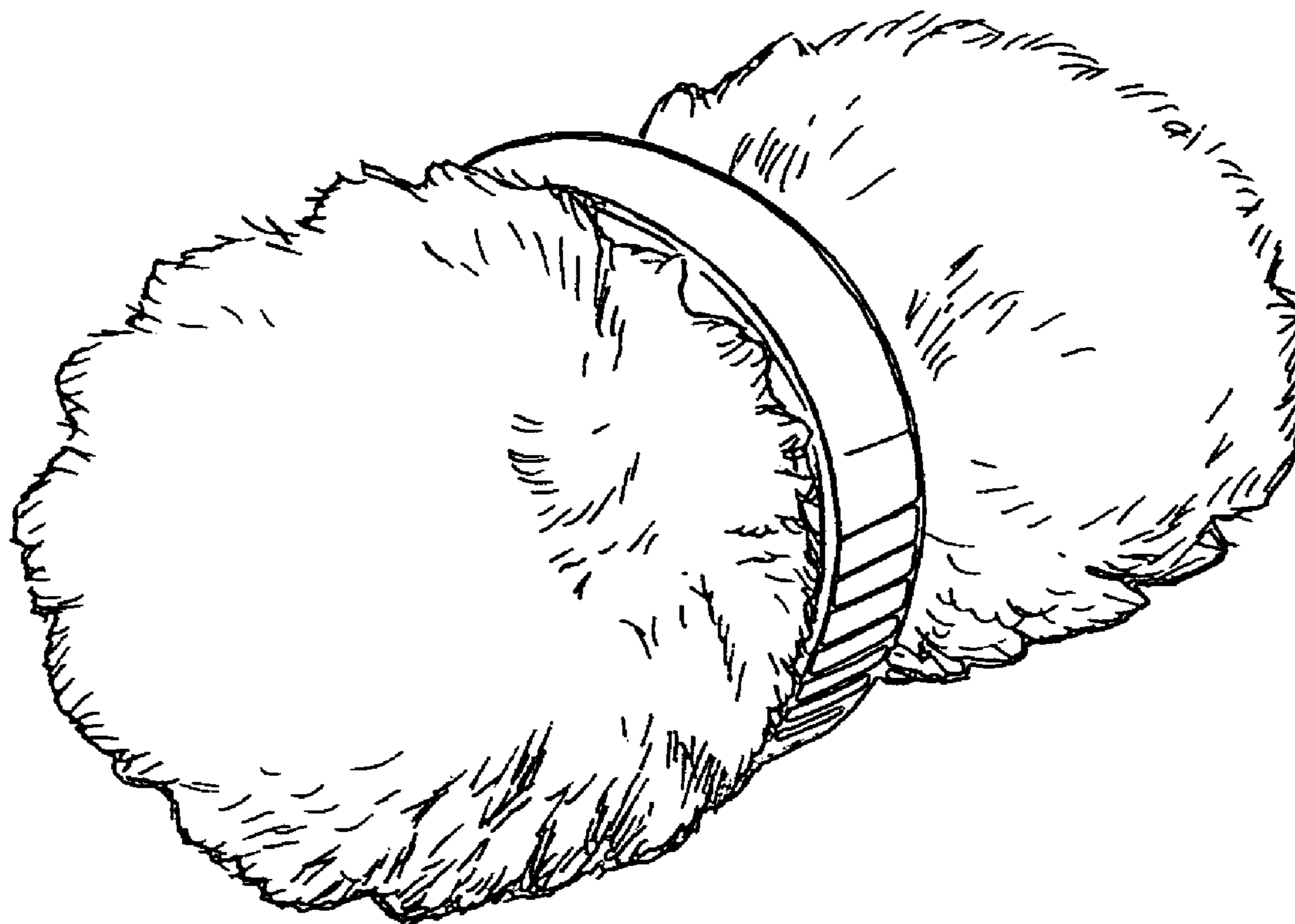
(57) **CLAIM**

I claim the ornamental design for the rollable soft pet toy, as shown and described.

DESCRIPTION

FIG. 1 is a perspective view of the invention, showing my new design;
FIG. 2 is a top plan view thereof, the bottom plan view, front and rear elevational views being identical; and,
FIG. 3 is an right side view thereof, the left side view being identical.

1 Claim, 1 Drawing Sheet



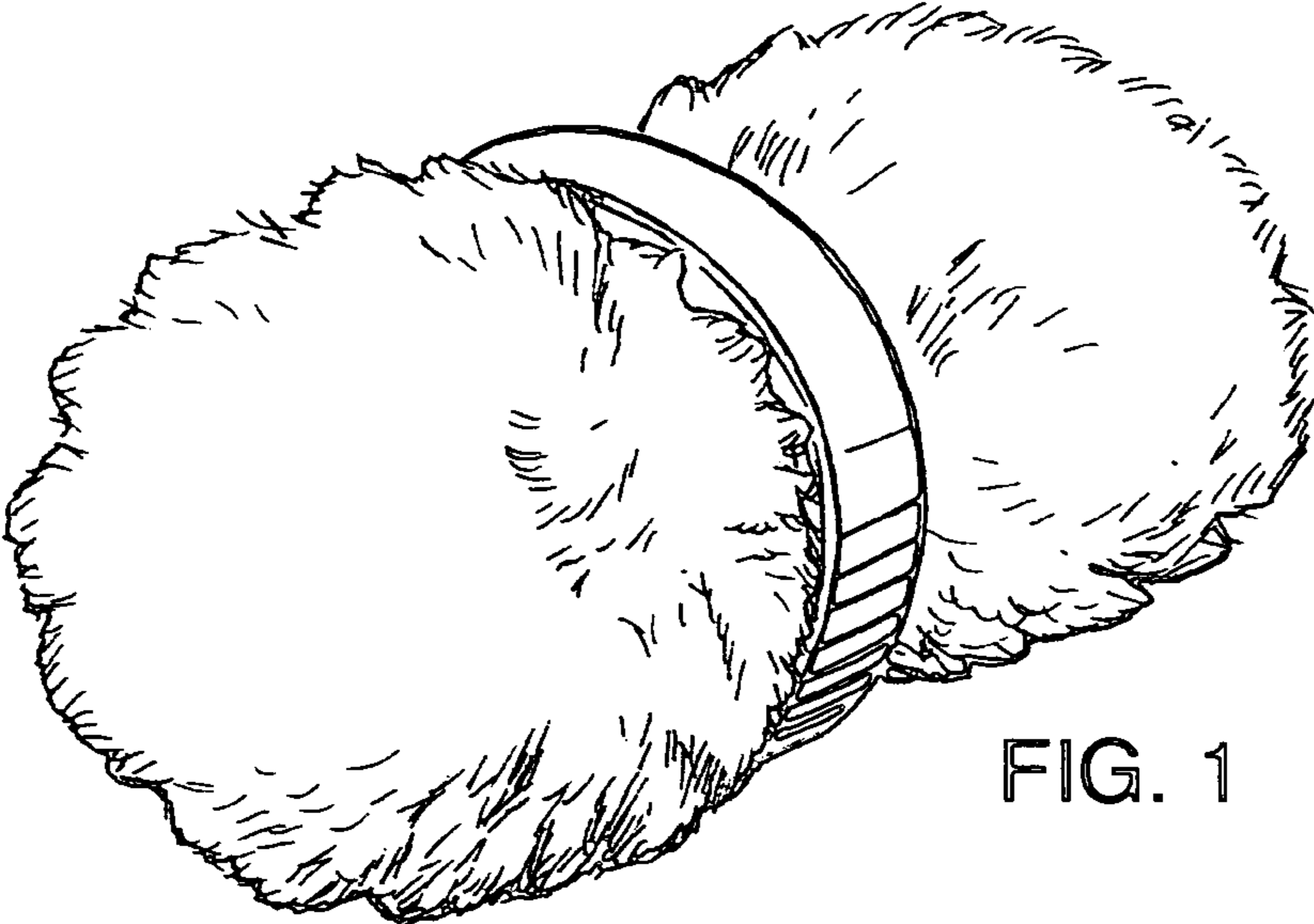


FIG. 1




FIG. 2




FIG. 3