



US00D652999S

(12) **United States Design Patent**  
**Jakubowski et al.**

(10) **Patent No.:** **US D652,999 S**

(45) **Date of Patent:** **\*\* Jan. 24, 2012**

(54) **PET CRATE**

(75) Inventors: **Todd M. Jakubowski**, Rutland, VT  
(US); **Chris Jakubowski**, Rutland, VT  
(US); **Liang Tai Ming**, Guangdong (CN)

(73) Assignee: **Vermont Juvenile Furniture Mfg., Inc.**,  
West Rutland, VT (US)

(\*\*) Term: **14 Years**

(21) Appl. No.: **29/387,009**

(22) Filed: **Mar. 8, 2011**

(51) **LOC (9) Cl.** ..... **30-02**

(52) **U.S. Cl.** ..... **D30/114**

(58) **Field of Classification Search** ..... D30/108-120,  
D30/161; 119/28.5, 161-170, 482, 496-499,  
119/502, 512-513, 712, 416, 137, 445, 452,  
119/453, 455

See application file for complete search history.

(56) **References Cited**

U.S. PATENT DOCUMENTS

4,762,085 A \* 8/1988 Ondrasik ..... 119/474  
5,549,073 A \* 8/1996 Askins et al. .... 119/474

6,681,720 B1 \* 1/2004 Skurdalsvold et al. .... 119/474  
6,763,784 B1 \* 7/2004 Liu ..... 119/452  
6,883,463 B2 \* 4/2005 Link ..... 119/474  
2007/0277745 A1 \* 12/2007 Clemmons et al. .... 119/455

\* cited by examiner

*Primary Examiner* — T. Chase Nelson

*Assistant Examiner* — Ania Aman

(74) *Attorney, Agent, or Firm* — Volpe and Koenig, P.C.

(57) **CLAIM**

The ornamental design for a pet crate, as shown and described.

**DESCRIPTION**

FIG. 1 is a top, front, right perspective view of a pet crate in accordance with our design;

FIG. 2 is a front elevational view thereof;

FIG. 3 is a rear elevational view thereof

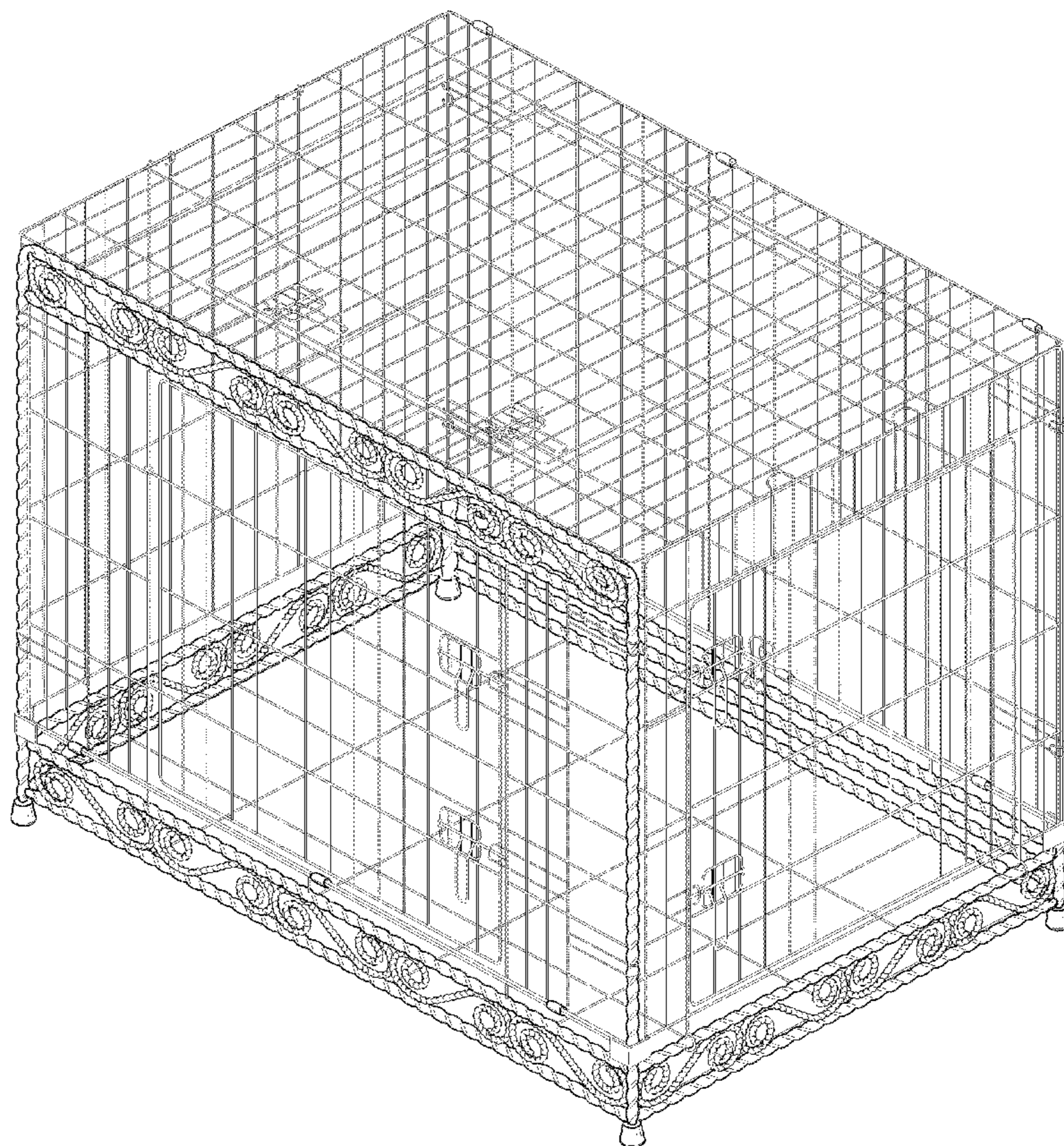
FIG. 4 is a right side elevational view thereof;

FIG. 5 is a left side elevational view thereof;

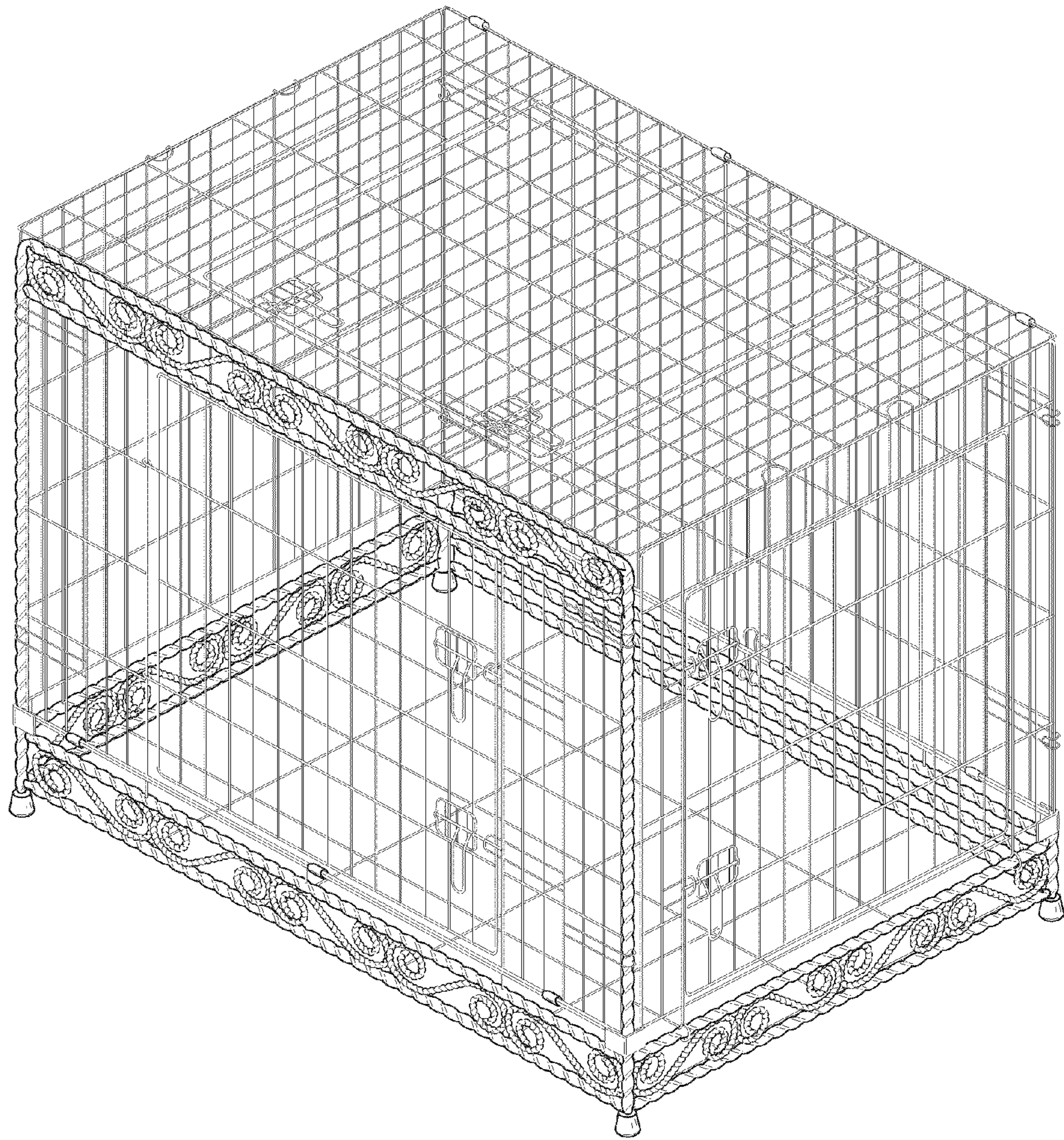
FIG. 6 is a top plan view thereof; and,

FIG. 7 is a bottom plan view thereof.

**1 Claim, 7 Drawing Sheets**







**FIG. 1**






FIG. 2



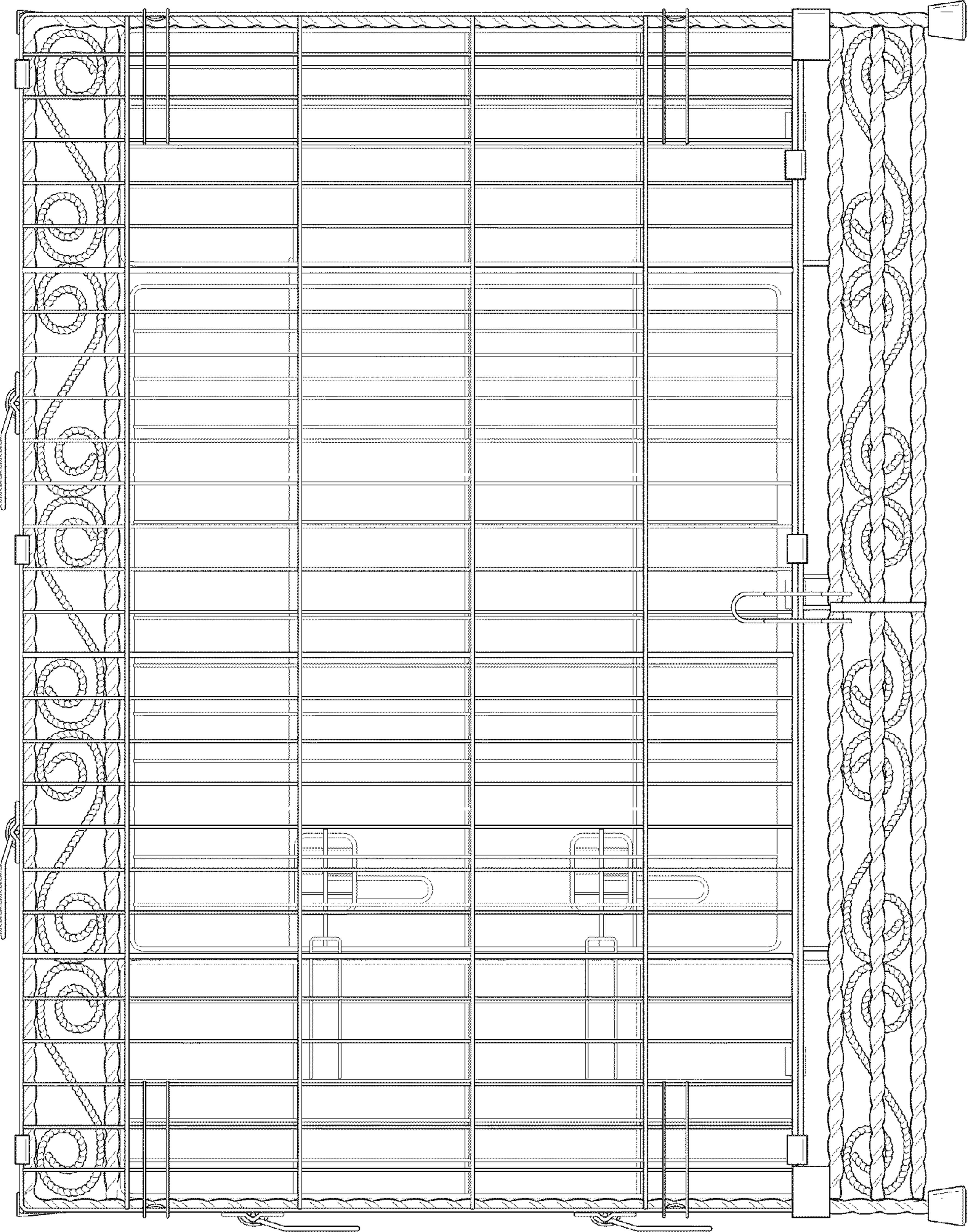


FIG. 3




FIG. 4






FIG. 5

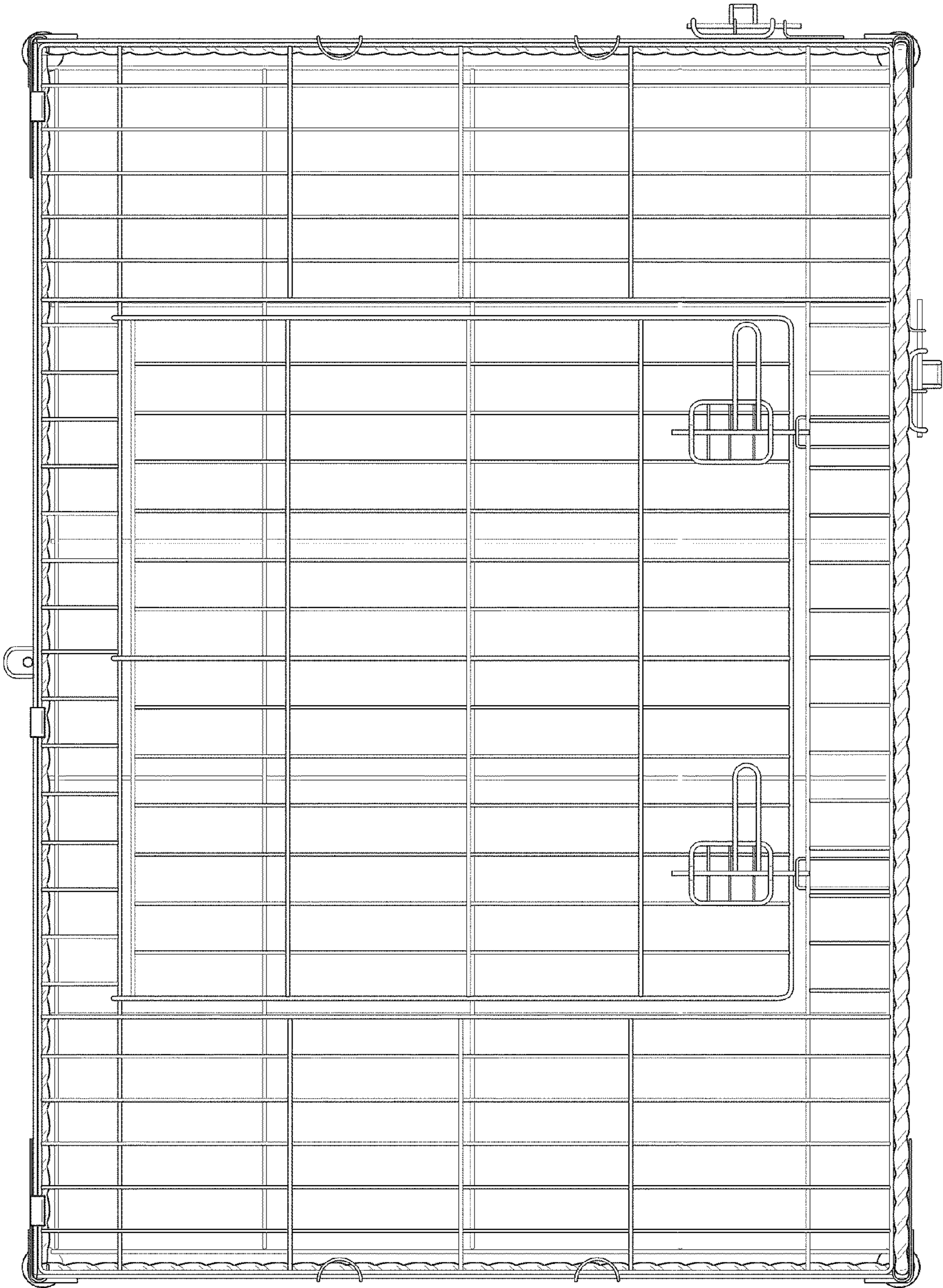


FIG. 6






FIG. 7