



US00D652968S

(12) **United States Design Patent**  
**Aguiar et al.**

(10) **Patent No.:** **US D652,968 S**  
(45) **Date of Patent:** **\*\* Jan. 24, 2012**

(54) **SOLID STATE LIGHT SOURCE DISPLAY CASE LAMP**

(75) Inventors: **Fernando Aguiar**, Taunton, MA (US);  
**Gregory McCord**, Essex, MA (US);  
**Robert Harrison**, North Andover, MA (US)

(73) Assignee: **OSRAM Sylvania Inc.**, Danvers, MA (US)

(\*\*) Term: **14 Years**

(21) Appl. No.: **29/361,286**

(22) Filed: **May 25, 2010**

(51) **LOC (9) Cl.** ..... **26-04**

(52) **U.S. Cl.** ..... **D26/3**

(58) **Field of Classification Search** ..... D26/1-4;  
313/313, 315, 316, 317, 318, 493; 315/52,  
315/53, 56, 57, 58

See application file for complete search history.

(56) **References Cited**

U.S. PATENT DOCUMENTS

D477,093	S	*	7/2003	Moriyama et al.	.....	D26/3
D506,274	S	*	6/2005	Moriyama et al.	.....	D26/3
D584,429	S	*	1/2009	Pei et al.	.....	D26/3
D594,999	S	*	6/2009	Uchida et al.	.....	D26/3
D601,726	S	*	10/2009	Mollaert et al.	.....	D26/3
D610,724	S	*	2/2010	Chiang et al.	.....	D26/3

OTHER PUBLICATIONS

Application Note: SubstiTUBE® ST8-SD4, Sep. 17, 2010, p. 1-14, Osram GmbH, Munich, Germany.

Immersion LED Display Case Lighting DC10 Series Specification Guide, Feb. 18, 2009, pp. 1-4, GE Lighting, USA.

LED Linear Display Light (LDL2) Specification Sheet, 2010, p. 1, LSI Industries, USA.

LED Category LT8 Fluorescent Replacement Premium Product Specification Sheet, p. 1, Eastern Lighting, Stafford, Texas, USA.

LED Category FLX Showcase Lighting Premium Product Specification Sheet, pp. 1-2, Eastern Lighting, Stafford, Texas, USA.

\* cited by examiner

*Primary Examiner* — Marcus Jackson

(74) *Attorney, Agent, or Firm* — Shaun P. Montana

(57) **CLAIM**

The ornamental design for a solid state light source display case lamp, as shown and described.

**DESCRIPTION**

FIG. 1 is a perspective view of an embodiment of the ornamental design of the solid state light source display case lamp.

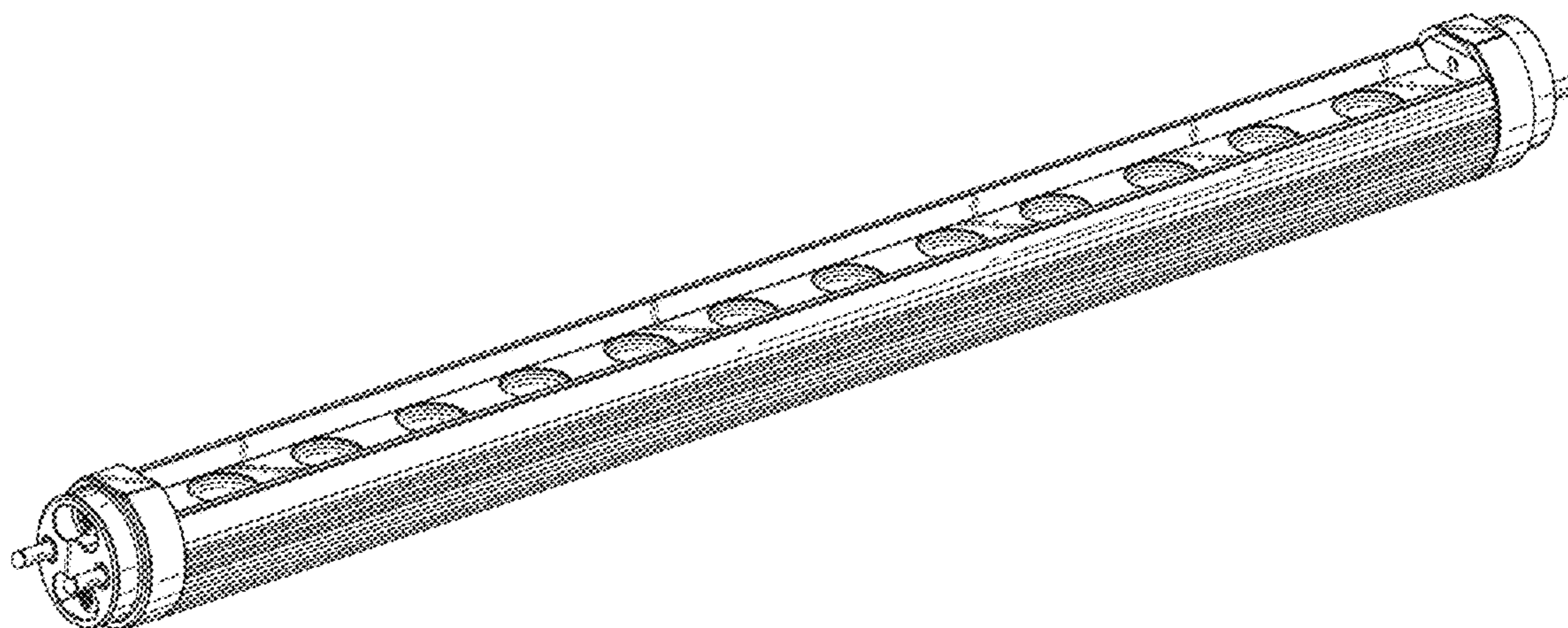
FIG. 2 is a top view of an embodiment of the ornamental design of the solid state light source display case lamp.

FIG. 3 is a side view of an embodiment of the ornamental design of the solid state light source display case lamp.

FIG. 4 is a bottom view of an embodiment of the ornamental design of the solid state light source display case lamp; and,

FIG. 5 is an end view of an embodiment of the ornamental design of the solid state light source display case lamp.

**1 Claim, 2 Drawing Sheets**



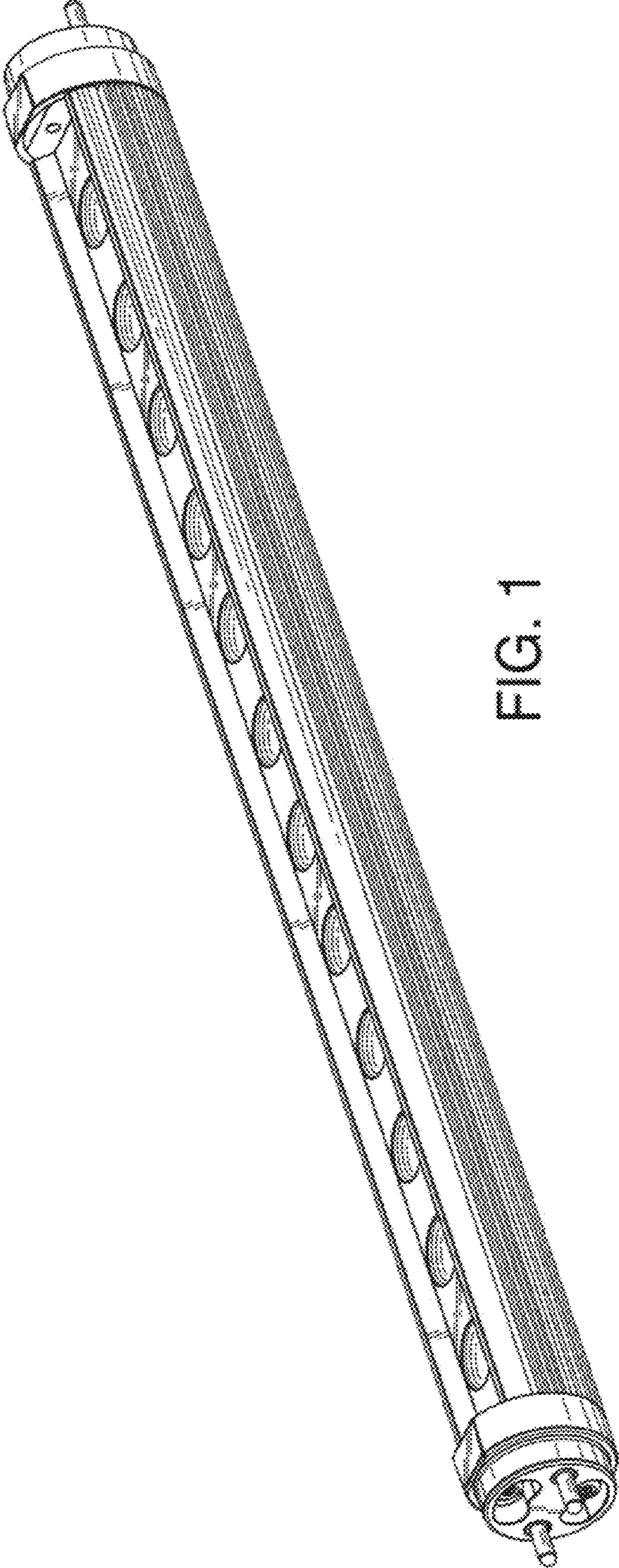


FIG. 1

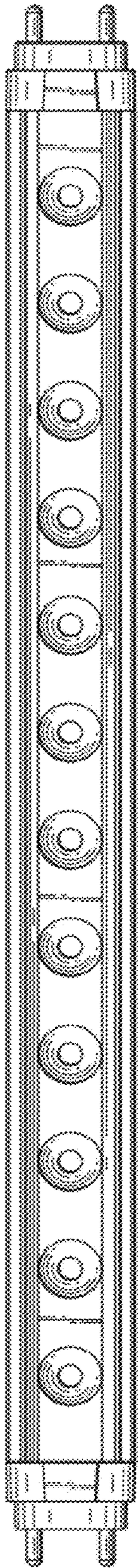


FIG. 2




FIG. 3




FIG. 4




FIG. 5