



US00D652960S

(12) **United States Design Patent**
Canales et al.

(10) **Patent No.:** **US D652,960 S**
(45) **Date of Patent:** **** Jan. 24, 2012**

(54) **PANEL WITH CRISSCROSS PATTERN**

Primary Examiner — Doris Clark

(75) Inventors: **Jill A Canales**, Salt Lake City, UT (US);
E. Egan Metcalf, Salt Lake City, UT
(US); **Guillaume Martin**, Rochetoirin
(FR)

(74) *Attorney, Agent, or Firm* — Workman Nydegger

(57) **CLAIM**

(73) Assignee: **3form, Inc.**, Salt Lake City, UT (US)

The ornamental design for a panel with crisscross pattern, as shown.

(**) Term: **14 Years**

(21) Appl. No.: **29/391,103**

DESCRIPTION

(22) Filed: **May 3, 2011**

(51) **LOC (9) Cl.** **25-01**

(52) **U.S. Cl.** **D25/138**

(58) **Field of Classification Search** D25/111,
D25/138–145, 150–153, 156, 157, 163, 199,
D25/102–105, 110, 58; D5/20, 24, 32, 54,
D5/4, 7; 156/63; 52/81.4, 81.5, 81.6, 747.1,
52/783.11, 311.1, 313, 311.2, 316, 239, 241,
52/481.2, 789.1, 788.1; 428/34, 34.1–34.9,
428/35.7, 36.1–36.4, 67, 446, 542.2, 542.6,
428/902, 904.4, 143, 147, 13, 332, 335, 336,
428/339, 480, 483, 195.1, 38; D6/332

FIG. 1 is a front perspective view of a panel with crisscross pattern, showing usage as a partition structure;
FIG. 2 is an enlarged front perspective view of the central area shown in FIG. 1;
FIG. 3 is a top plan sectional view taken along line 3-3 of FIG. 5;
FIG. 4 is a left side elevation view taken along line 4-4 of FIG. 5;
FIG. 5 is a front elevation view thereof;
FIG. 6 is a right side sectional view taken along line 6-6 of FIG. 5;
FIG. 7 is a bottom plan sectional view taken along line 7-7 of FIG. 5; and,
FIG. 8 is a rear elevation view.

See application file for complete search history.

The broken lines showing environment in the drawings are included for illustrative purposes only and form no part of the claimed design. The outer broken line boundaries in Figures depicting the boundaries of the claimed design indicate that a specific length, width, and thickness form no part of the claimed design and are for illustrative purposes only.

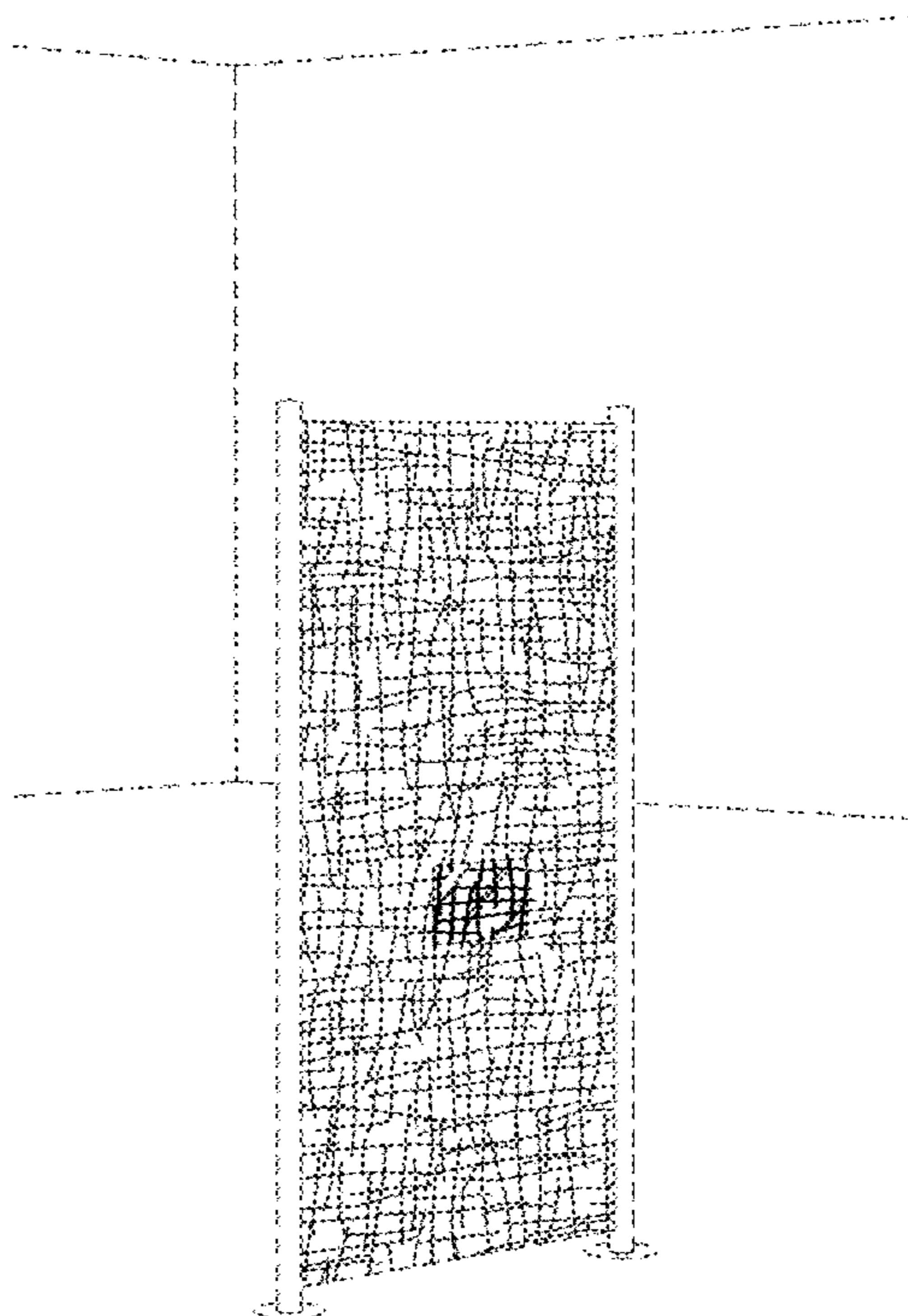
(56) **References Cited**

U.S. PATENT DOCUMENTS

3,593,474 A *	7/1971	Neels	52/223.7
D569,012 S *	5/2008	Ellis	D25/138
7,913,459 B2 *	3/2011	Ball et al.	52/36.1

* cited by examiner

1 Claim, 4 Drawing Sheets



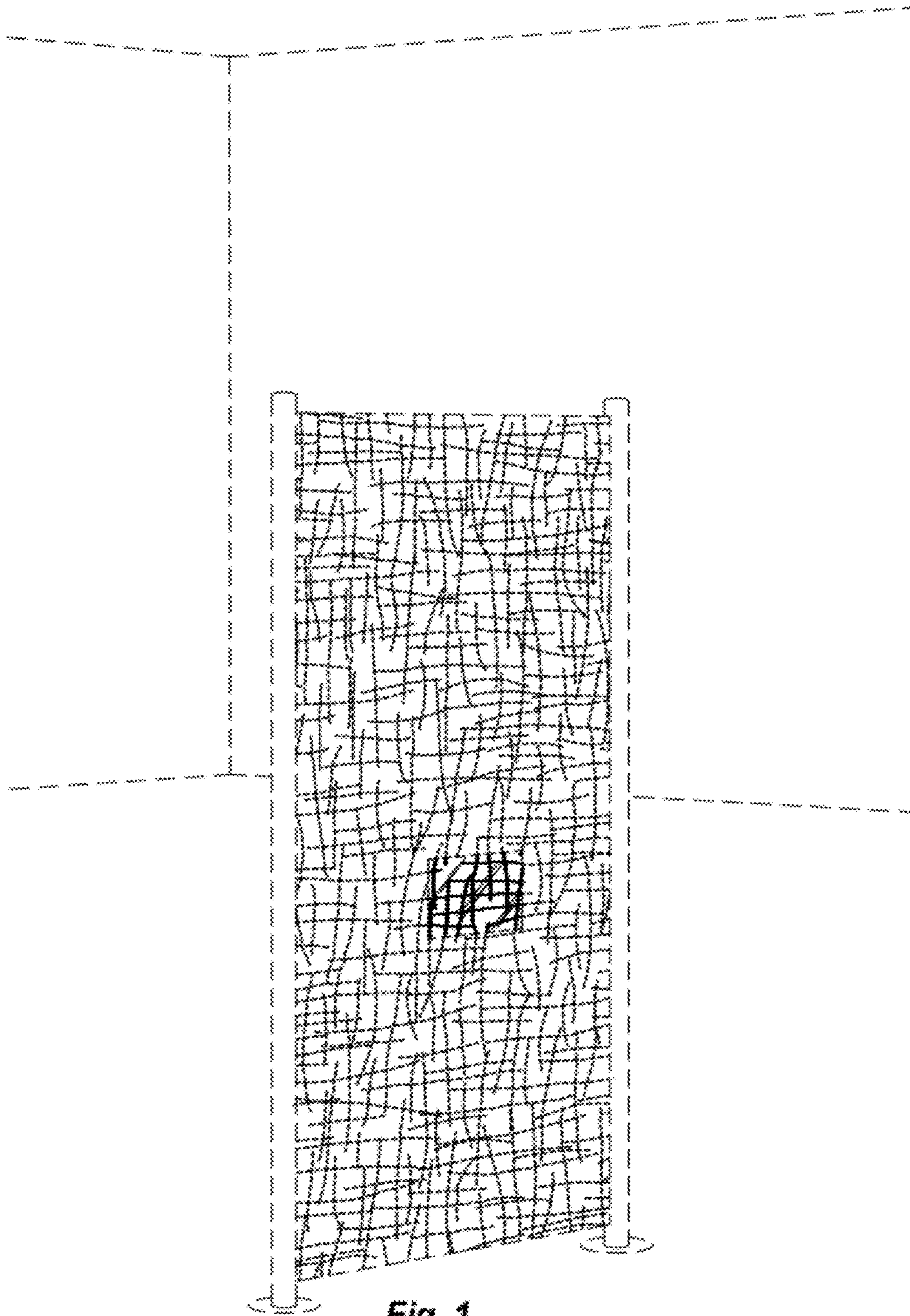


Fig. 1

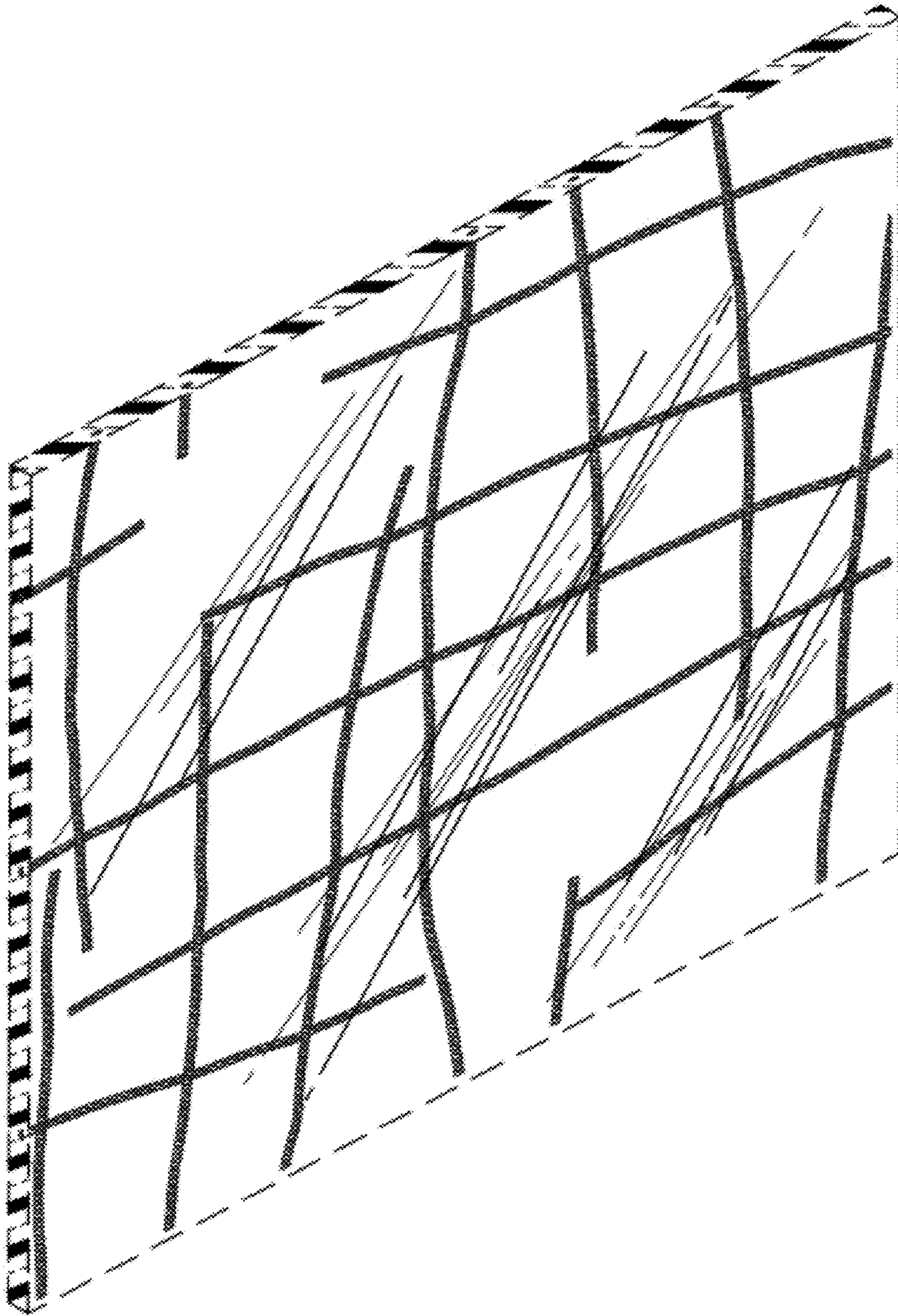


Fig. 2



Fig. 3




Fig. 4

Fig. 5

Fig. 6



Fig. 7




Fig. 8