



US00D652957S

(12) **United States Design Patent**
Canales et al.

(10) **Patent No.:** **US D652,957 S**
(45) **Date of Patent:** **** Jan. 24, 2012**

(54) **CLUSTERED HEMP PANEL**

Primary Examiner — Doris Clark

(74) *Attorney, Agent, or Firm* — Workman Nydegger

(75) Inventors: **Jill A. Canales**, Salt Lake City, UT (US);
E. Egan Metcalf, Salt Lake City, UT
(US)

(57) **CLAIM**

(73) Assignee: **3form, Inc.**, Salt Lake City, UT (US)

The ornamental design for a clustered hemp panel, as shown.

(**) Term: **14 Years**

(21) Appl. No.: **29/391,019**

DESCRIPTION

(22) Filed: **May 2, 2011**

(51) **LOC (9) Cl.** **25-01**

(52) **U.S. Cl.** **D25/138**

(58) **Field of Classification Search** D25/111,
D25/138–145, 150–153, 156, 157, 163, 199,
D25/102–105, 110, 58; D5/20, 24, 32, 54,
D5/4, 7; 156/63; 52/81.4, 81.5, 81.6, 747.1,
52/783.11, 311.1, 313, 311.2, 316, 239, 241,
52/481.2, 789.1, 788.1; 428/34, 34.1–34.9,
428/35.7, 36.1–36.4, 67, 446, 542.2, 542.6,
428/902, 904.4, 143, 147, 13, 332, 335, 336,
428/339, 480, 483, 195.1, 38; D6/332

See application file for complete search history.

(56) **References Cited**

U.S. PATENT DOCUMENTS

3,593,474 A * 7/1971 Neels 52/223.7
D569,012 S * 5/2008 Ellis D25/138
7,913,459 B2 * 3/2011 Ball et al. 52/36.1

* cited by examiner

FIG. 1 is a front perspective view of a clustered hemp panel, showing usage as a partition structure;

FIG. 2 is an enlarged front perspective view of the central area shown in FIG. 1;

FIG. 3 is a top plan sectional view taken along line 3-3 of FIG. 5;

FIG. 4 is a left side elevation view taken along line 4-4 of FIG. 5;

FIG. 5 is a front elevation view thereof;

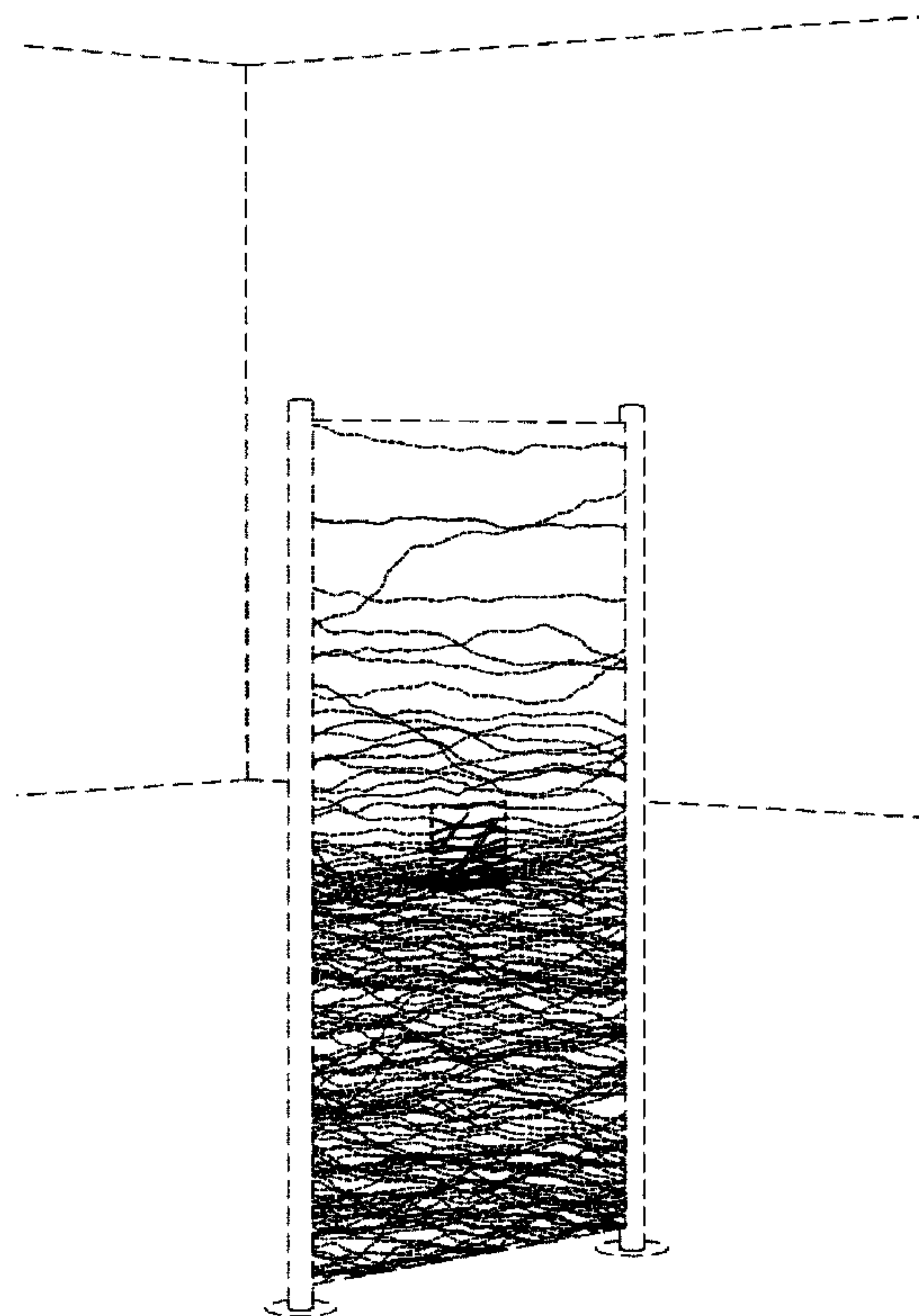
FIG. 6 is a right side sectional view taken along line 6-6 of FIG. 5;

FIG. 7 is a bottom plan sectional view taken along line 7-7 of FIG. 5; and,

FIG. 8 is a rear elevation view.

The broken lines showing environment in the drawings are included for illustrative purposes only and form no part of the claimed design. The outer broken line boundaries in Figures depicting the boundaries of the claimed design indicate that a specific length, width, and thickness form no part of the claimed design and are for illustrative purposes only.

1 Claim, 4 Drawing Sheets



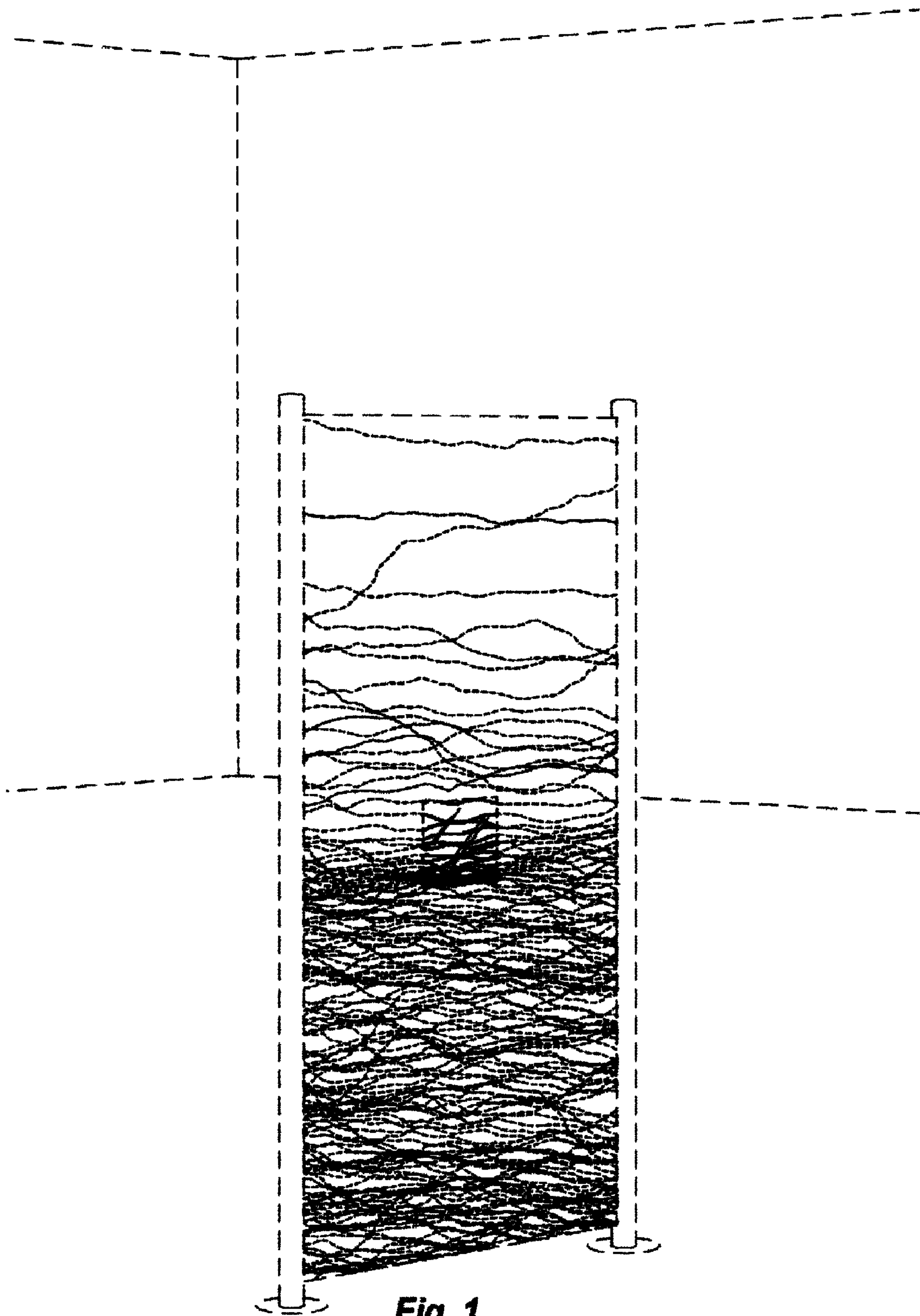


Fig. 1


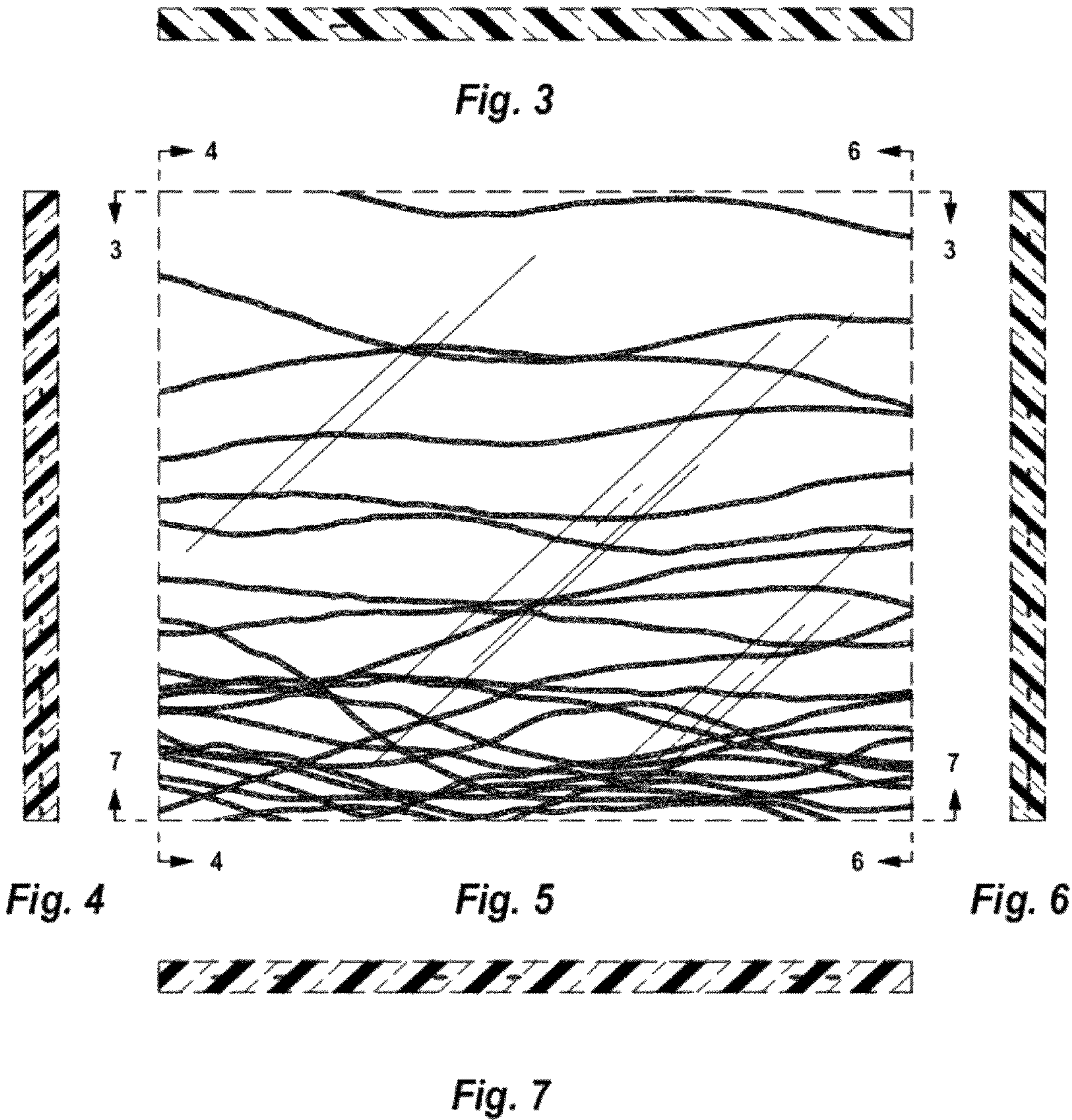


Fig. 2






Fig. 8