



US00D652937S

(12) **United States Design Patent**
Robertson et al.

(10) **Patent No.:** **US D652,937 S**
(45) **Date of Patent:** **** Jan. 24, 2012**

(54) **ORTHOSIS COMPONENT**

(75) Inventors: **Brice Robertson**, Rancho Santa Margarita, CA (US); **Arni Thor Ingimundarson**, Ladera Ranch, CA (US)

(73) Assignee: **Ossur HF**, Reykjavik (IS)

(**) Term: **14 Years**

(21) Appl. No.: **29/393,530**

(22) Filed: **Jun. 6, 2011**

Related U.S. Application Data

(62) Division of application No. 29/362,383, filed on May 25, 2010, now Pat. No. Des. 641,482.

(51) **LOC (9) Cl.** **24-01**

(52) **U.S. Cl.** **D24/190**

(58) **Field of Classification Search** D24/190, D24/191; 602/5, 17-20, 36-37; 128/97.1, 128/99.1, 102.1, 106.1, 108.1, DIG. 23; 2/16, 2/94, 102; D29/100, 101.1-101; D2/829; 606/54

See application file for complete search history.

(56) **References Cited**

U.S. PATENT DOCUMENTS

1,154,689 A	9/1915	Bradley
1,316,915 A	9/1919	Meyer et al.
1,948,785 A	2/1934	Dondelinger
1,981,157 A	11/1934	Walter
2,808,050 A	10/1957	Ward
2,904,040 A	9/1959	Hale
2,973,030 A	2/1961	Matthewson
3,182,655 A	5/1965	Nelkin
3,771,513 A	11/1973	Velazquez
3,945,376 A	3/1976	Kuehnegger
4,173,973 A	11/1979	Hendricks
4,230,101 A	10/1980	Gold
4,285,336 A	8/1981	Oebser et al.

4,383,523 A	5/1983	Schurman
D277,236 S	1/1985	Gregory
4,502,471 A	3/1985	Owens
4,628,913 A	12/1986	Lerman
4,648,390 A	3/1987	Friddle
4,677,969 A	7/1987	Calabrese
4,691,696 A *	9/1987	Farfan de los Godos 602/19
D293,354 S	12/1987	Nelson
4,807,605 A	2/1989	Mattingly
D302,308 S	7/1989	Russell
4,976,257 A	12/1990	Akin et al.
5,121,741 A	6/1992	Bremer et al.
5,135,471 A	8/1992	Houswerth

(Continued)

Primary Examiner — Susan E Krakower

(74) *Attorney, Agent, or Firm* — Bacon & Thomas, PLLC

(57) **CLAIM**

The ornamental design for an orthosis component, as shown and described.

DESCRIPTION

FIG. 1 is a rear perspective view of an orthosis component, showing our design.

FIG. 2 is a front perspective view of the orthosis component of FIG. 1.

FIG. 3 is a front elevational view of the orthosis component of FIG. 1.

FIG. 4 is a rear elevational view of the orthosis component of FIG. 1.

FIG. 5 is a first side elevational view of the orthosis component of FIG. 1.

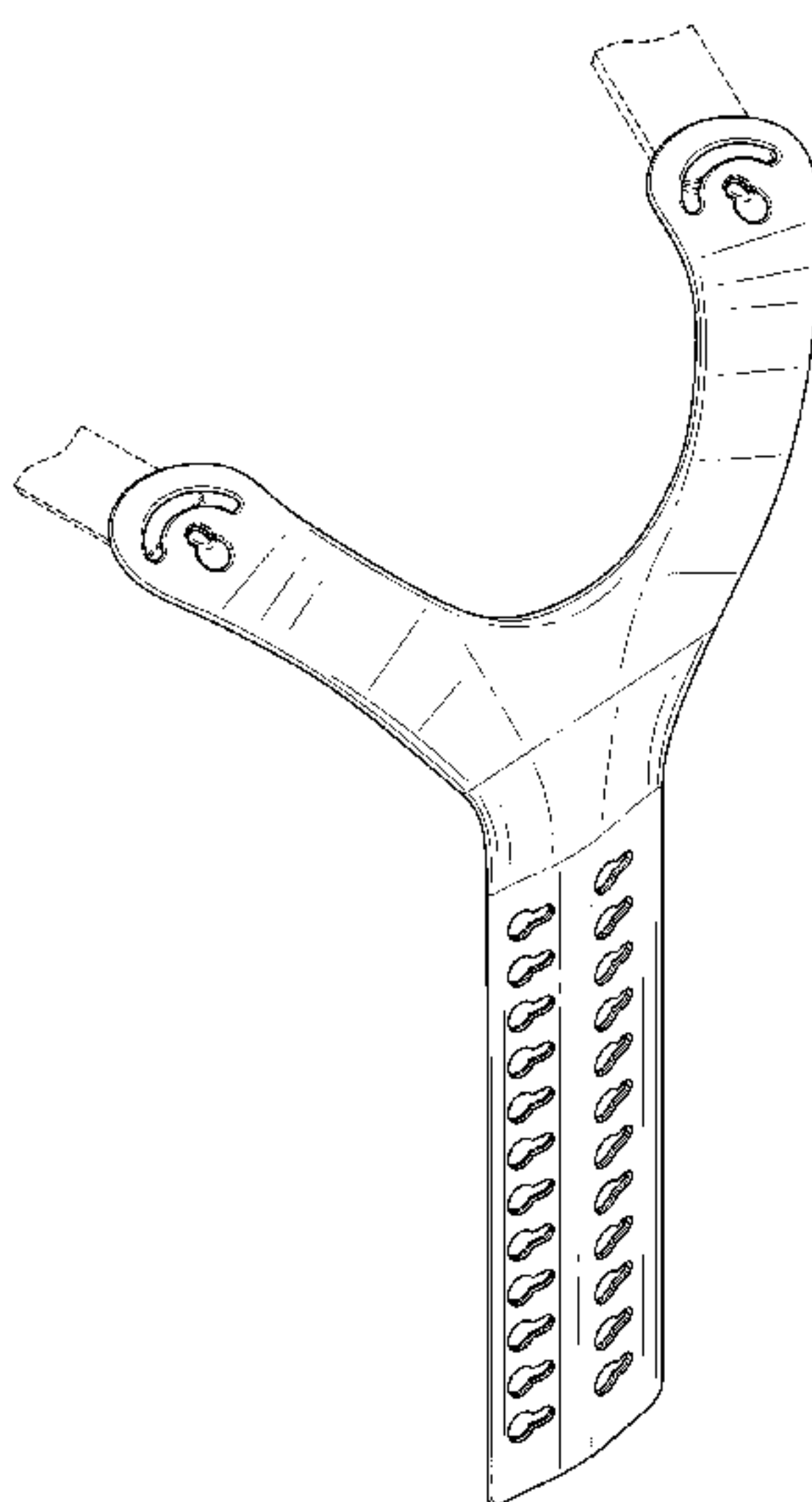
FIG. 6 is a second side elevational view of the orthosis component of FIG. 1.

FIG. 7 is a top plan view of the orthosis component of FIG. 1; and,

FIG. 8 is a bottom plan view of the orthosis component of FIG. 1.

The broken lines illustrate portions of the orthosis component which form no part of the claimed design.

1 Claim, 6 Drawing Sheets



US D652,937 S

Page 2

U.S. PATENT DOCUMENTS

D329,508	S	9/1992	Fair				
5,171,296	A	12/1992	Herman				
5,328,447	A *	7/1994	Kapounek et al.	602/19			
5,342,289	A	8/1994	Munny				
5,437,614	A	8/1995	Grim				
5,531,669	A	7/1996	Varnau				
5,599,287	A	2/1997	Beczak, Sr. et al.				
5,632,724	A	5/1997	Lerman et al.				
5,915,543	A *	6/1999	Julin	2/467			
5,967,998	A *	10/1999	Modglin	602/19			
6,010,472	A	1/2000	Schiller				
6,190,343	B1	2/2001	Heinz et al.				
6,213,968	B1	4/2001	Heinz et al.				
6,267,741	B1 *	7/2001	Lerman	602/18			
6,315,746	B1	11/2001	Garth et al.				
6,471,665	B1	10/2002	Milbourn et al.				
6,478,759	B1	11/2002	Modglin et al.				
6,702,770	B2 *	3/2004	Bremer et al.	602/5			
6,790,191	B1	9/2004	Hendricks				
D501,078	S	1/2005	Cabana				
6,921,376	B2 *	7/2005	Tweardy et al.	602/18			
7,025,737	B2	4/2006	Modglin				
D556,383	S	11/2007	Petzl				
7,549,970	B2	6/2009	Tweardy				
D597,212	S	7/2009	Stiles				
D600,860	S *	9/2009	Durham	D29/101.3			
D615,249	S	5/2010	McGuigan et al.				
D640,380	S *	6/2011	Tweardy et al.	D24/190			
D640,381	S *	6/2011	Tweardy et al.	D24/190			
D641,482	S *	7/2011	Robertson et al.	D24/190			
D641,483	S *	7/2011	Robertson et al.	D24/190			
2001/0020144	A1	9/2001	Heinz et al.				
2003/0220594	A1	11/2003	Halvorson et al.				

* cited by examiner

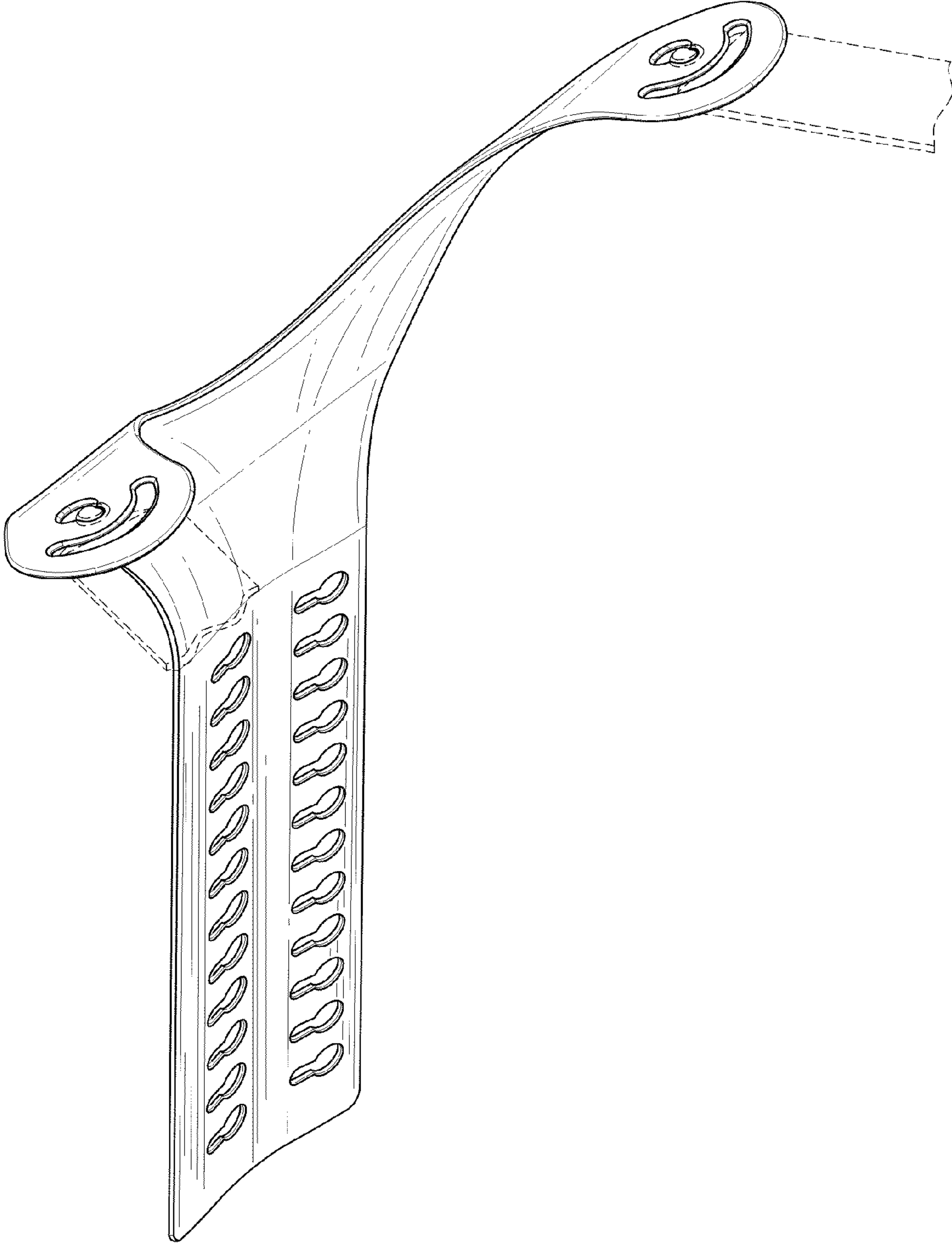


FIG. 1

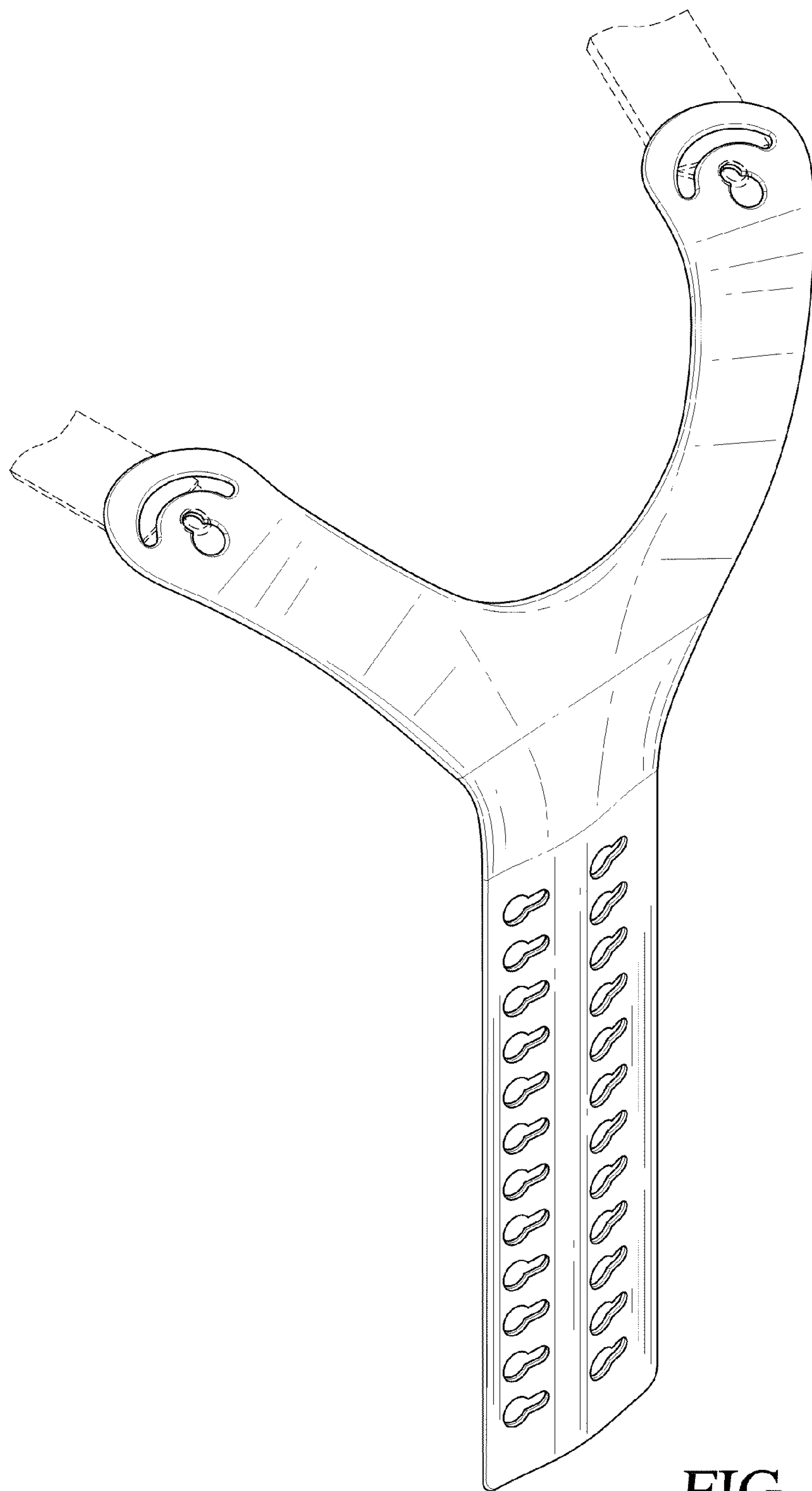


FIG. 2

FIG. 3

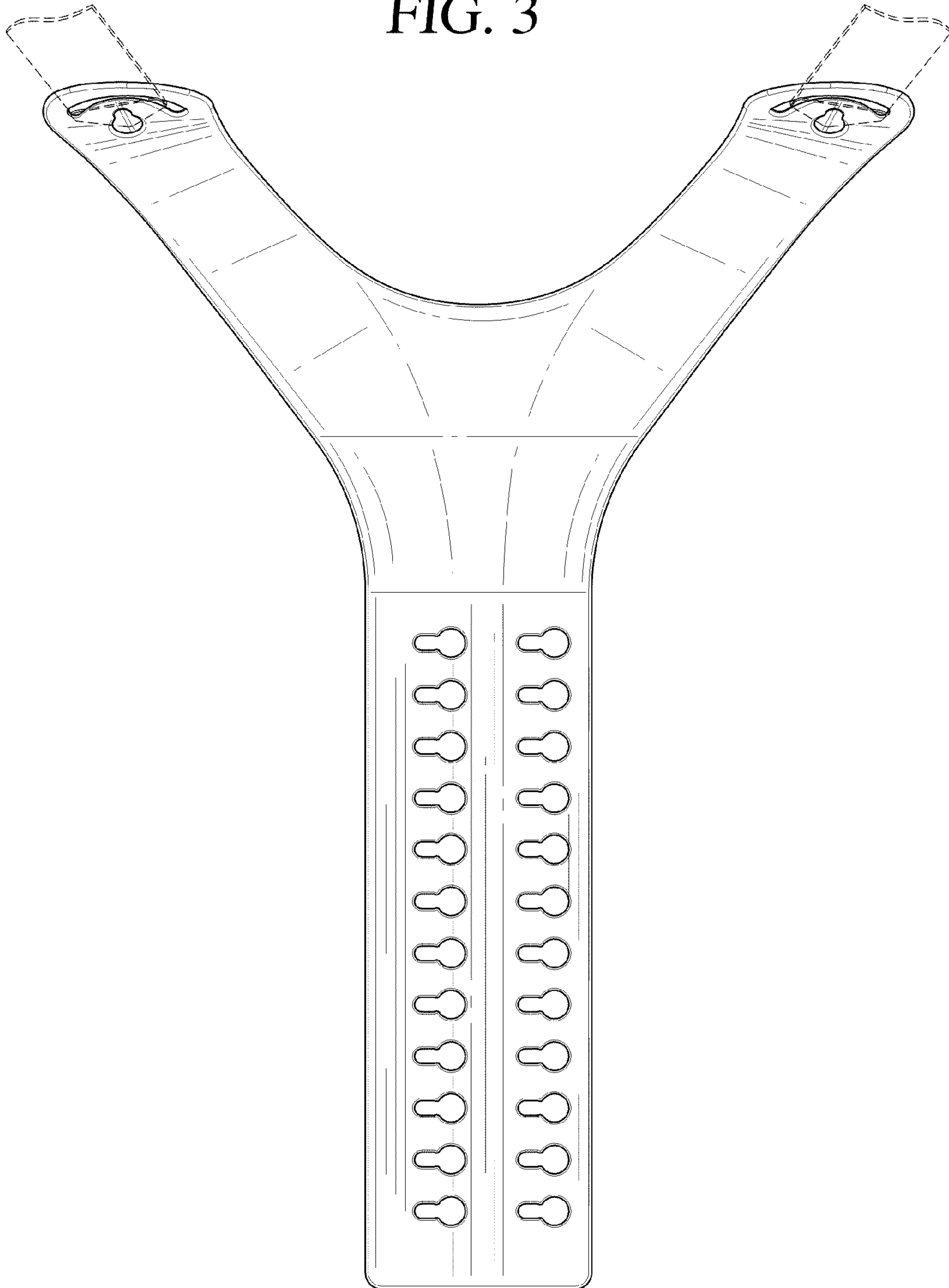
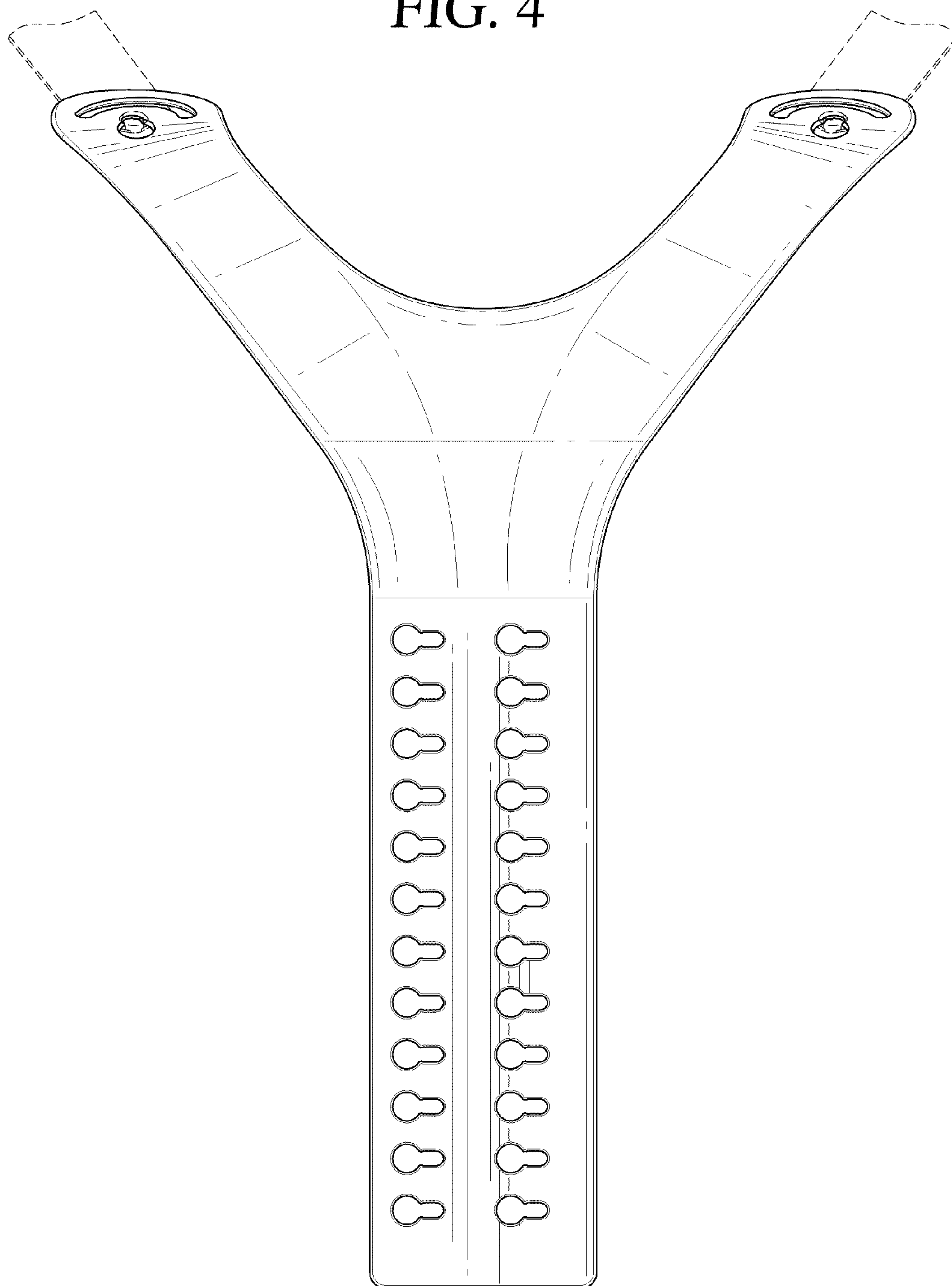


FIG. 4



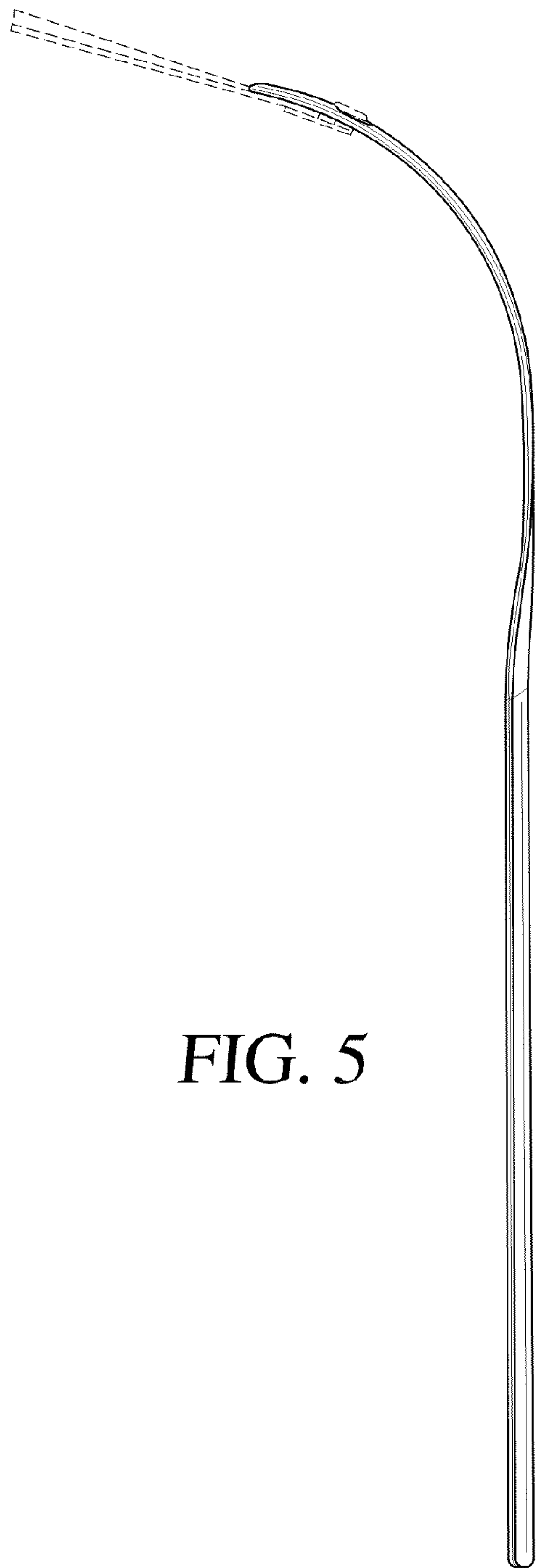


FIG. 5

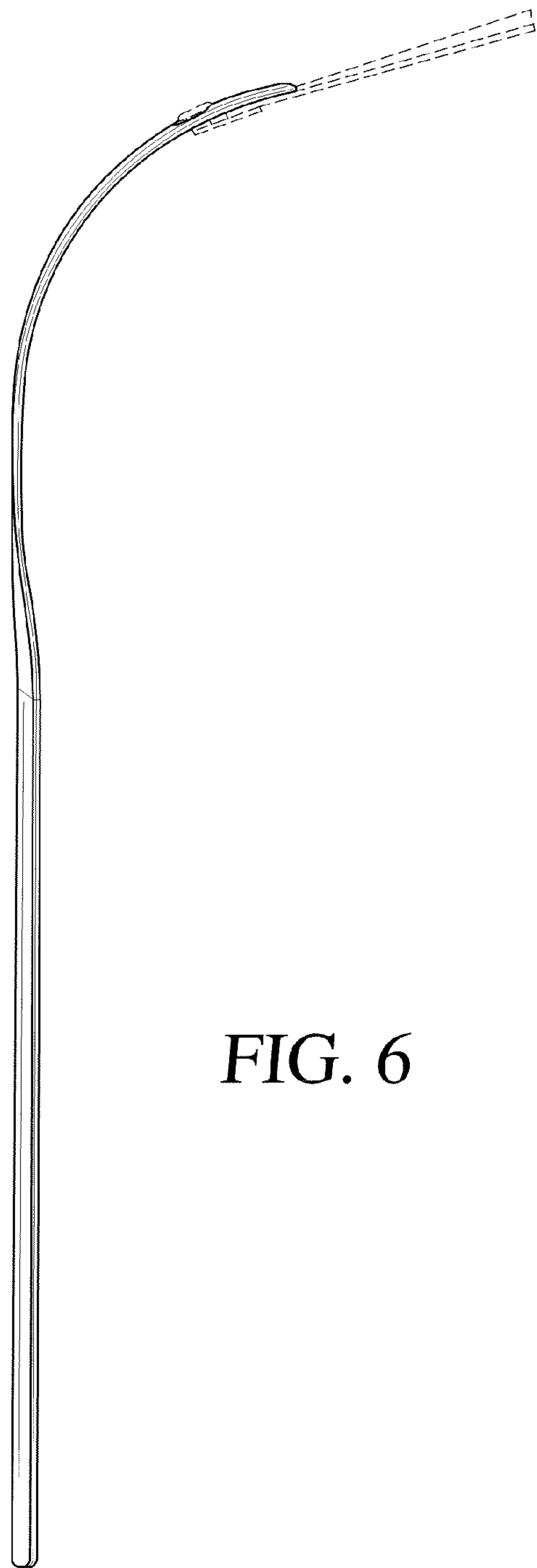


FIG. 6

FIG. 7

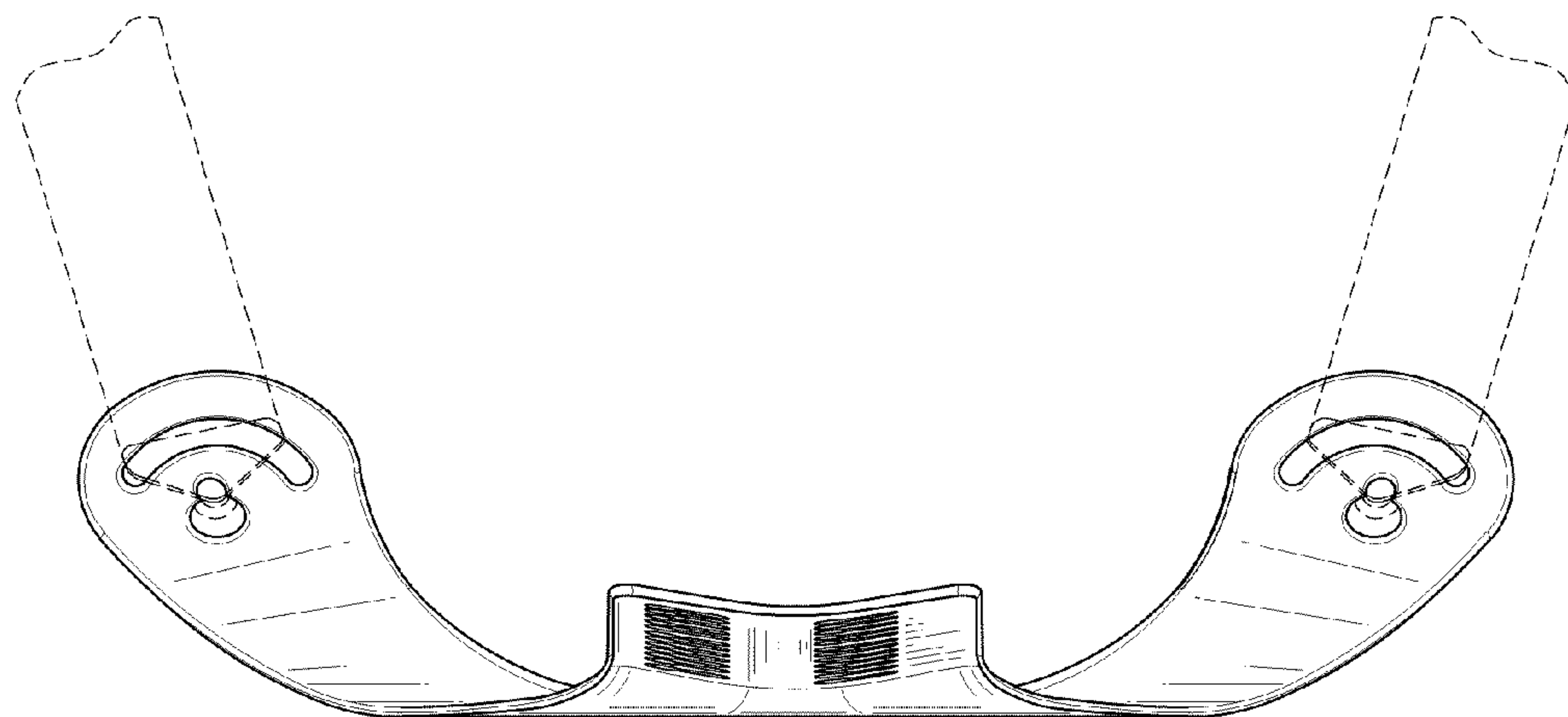
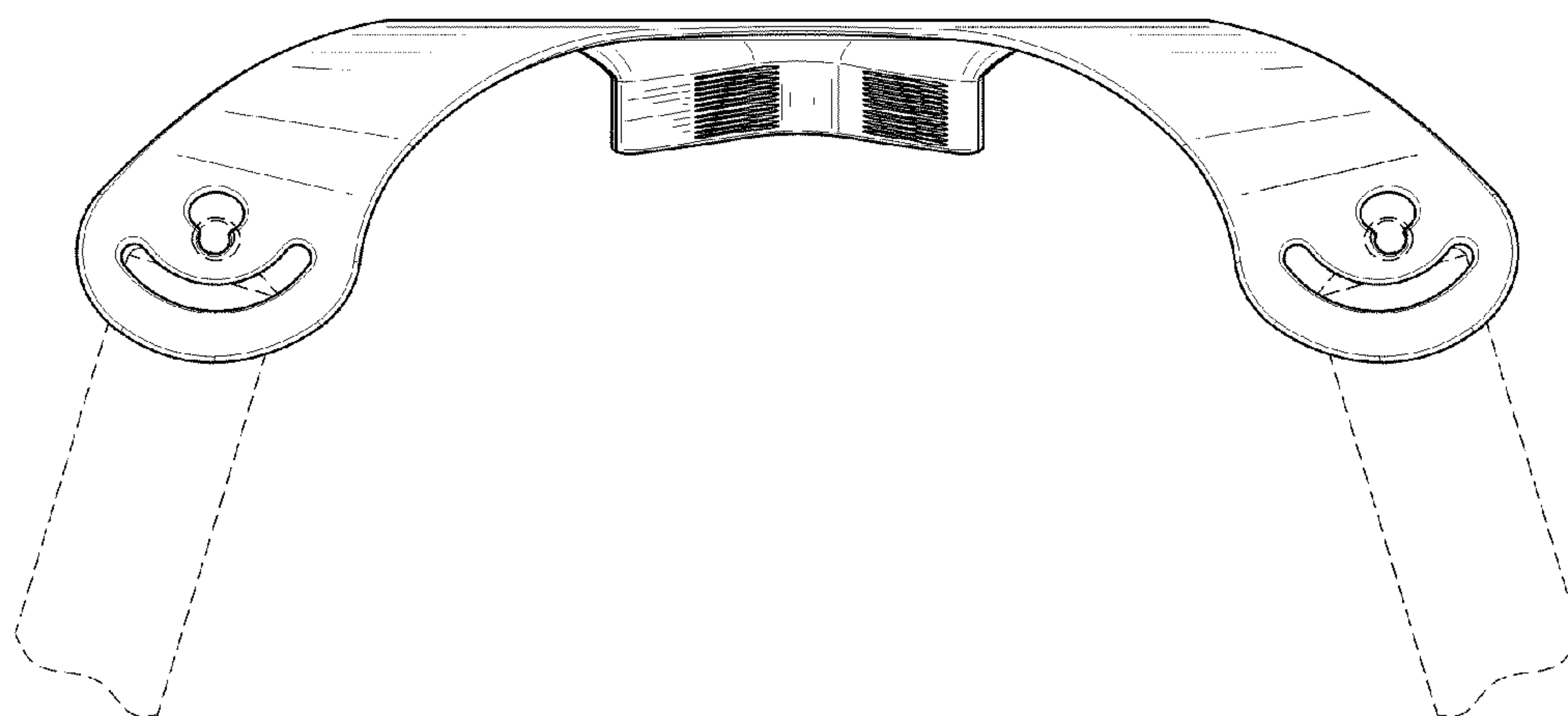


FIG. 8