

US00D652935S

(12) **United States Design Patent**
Held

(10) **Patent No.:** **US D652,935 S**

(45) **Date of Patent:** **** Jan. 24, 2012**

- (54) **ORTHOPEDIC SUPPORT DEVICE**
- (76) Inventor: **Pamela Held**, Charlotte, NC (US)
- (**) Term: **14 Years**
- (21) Appl. No.: **29/403,249**
- (22) Filed: **Oct. 3, 2011**

Related U.S. Application Data

- (62) Division of application No. 29/385,396, filed on Feb. 14, 2011, now Pat. No. Des. 649,253.
- (51) **LOC (9) Cl.** **24-01**
- (52) **U.S. Cl.** **D24/183**
- (58) **Field of Classification Search** D24/183-184, D24/191, 200; D6/501, 601, 604, 595, 596, D6/599, 609; 5/630, 631, 633, 636, 637, 5/640, 652-655, 648; 128/845, 869; 52/287.1; D25/119, 136
See application file for complete search history.

References Cited

U.S. PATENT DOCUMENTS

- D257,200 S * 10/1980 LaRocca D6/601
- D370,820 S * 6/1996 Kilbey D6/596
- D441,451 S * 5/2001 Tumey et al. D24/183

- D464,520 S * 10/2002 Bond D6/601
- 6,578,218 B2 * 6/2003 Wassilefsky 5/648
- D541,096 S * 4/2007 Georgescu D6/601
- D542,071 S * 5/2007 Chan D6/601
- D582,045 S * 12/2008 James D24/191
- D592,438 S * 5/2009 Schottin D6/601
- D614,901 S * 5/2010 Welch D6/601
- D634,960 S * 3/2011 Anson D6/601
- D637,434 S * 5/2011 Lovinger et al. D6/601
- D637,435 S * 5/2011 Lovinger et al. D6/601
- D637,436 S * 5/2011 Lovinger et al. D6/601
- D639,101 S * 6/2011 Kalatsky D6/601

* cited by examiner

Primary Examiner — T. Chase Nelson

Assistant Examiner — Mark Cavanna

(74) *Attorney, Agent, or Firm* — Olive Law Group, PLLC

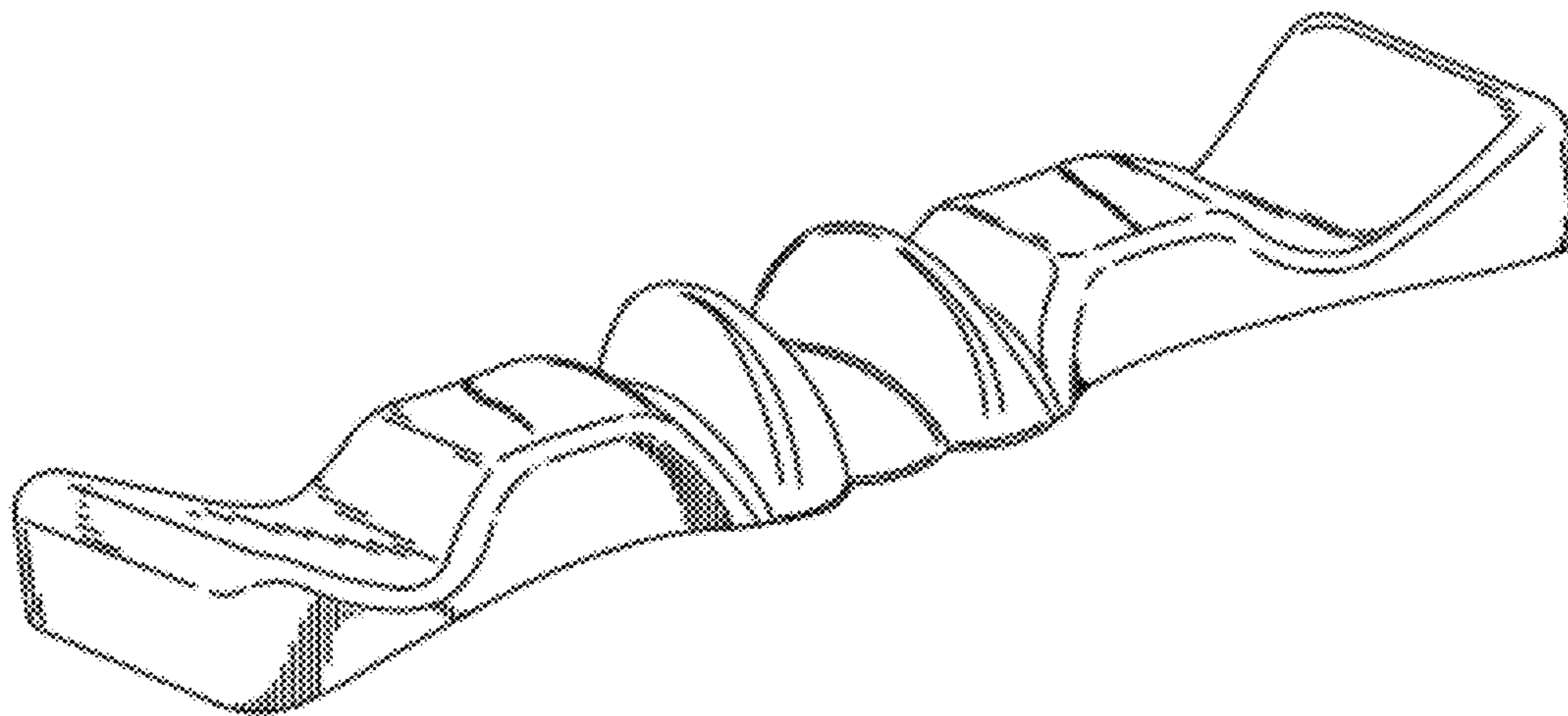
(57) **CLAIM**

I claim the ornamental design for the orthopedic support device, as shown and described.

DESCRIPTION

FIG. 1 is a perspective view of an orthopedic support device showing my new design;
FIG. 2 is a front view thereof;
FIG. 3 is a back view thereof;
FIG. 4 is a top view thereof;
FIG. 5 is a side view thereof; and,
FIG. 6 is a bottom view thereof.

1 Claim, 3 Drawing Sheets



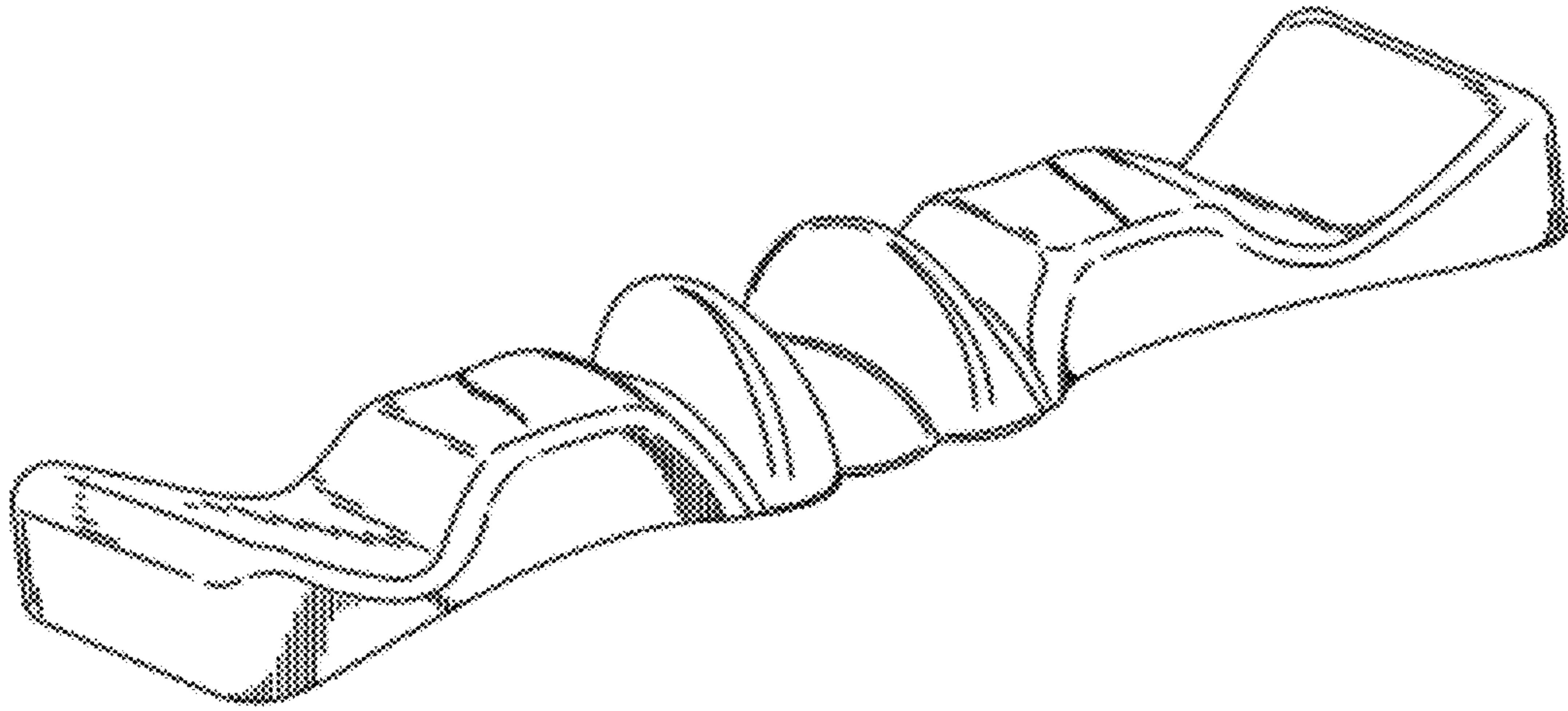


FIG. 1



FIG. 2

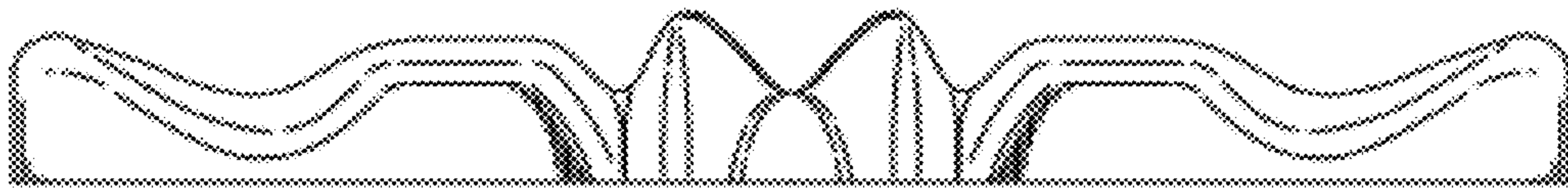


FIG. 3

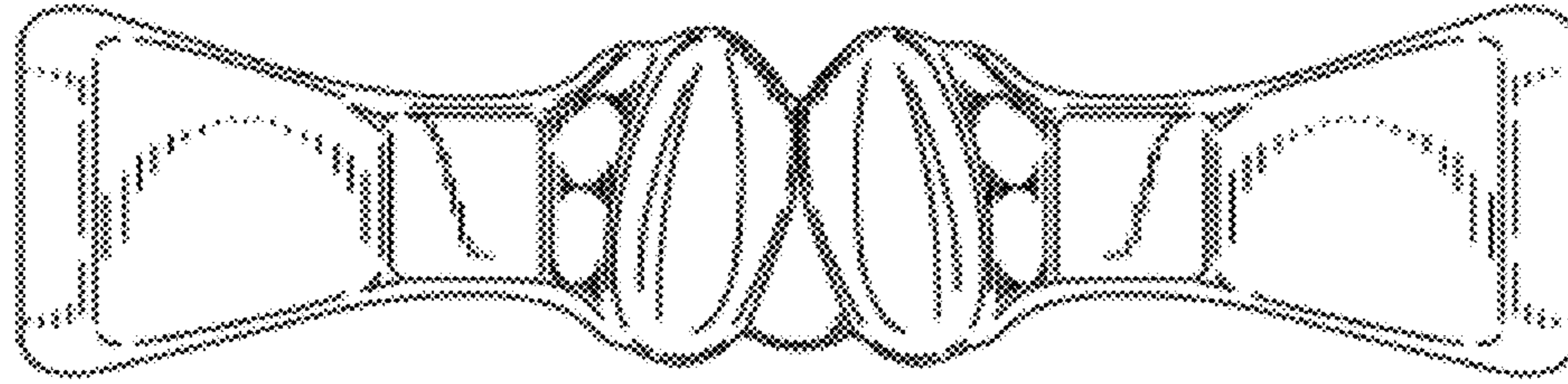


FIG. 4



FIG. 5




FIG. 6