



US00D652929S

(12) **United States Design Patent**  
**Sibhatu et al.**

(10) **Patent No.:** **US D652,929 S**  
(45) **Date of Patent:** **\*\* Jan. 24, 2012**

(54) **IMPRESSION POST**

(76) Inventors: **Mussie Tekle Sibhatu**, Scottsdale, AZ  
(US); **Frederick Michael Nester**,  
Phoenix, AZ (US)

(\*\*) Term: **14 Years**

(21) Appl. No.: **29/367,415**

(22) Filed: **Aug. 6, 2010**

(51) **LOC (9) Cl.** ..... **24-03**

(52) **U.S. Cl.** ..... **D24/156; D8/387**

(58) **Field of Classification Search** ..... D24/152,  
D24/155-156, 176; D8/387; 433/172-174,  
433/141

See application file for complete search history.

(56) **References Cited**

**U.S. PATENT DOCUMENTS**

5,108,288	A *	4/1992	Perry	.....	433/173
D350,395	S *	9/1994	Håkansson	.....	D24/155
D374,080	S *	9/1996	Broberg	.....	D24/156
5,927,979	A *	7/1999	Misch et al.	.....	433/173
D414,556	S *	9/1999	Broberg et al.	.....	D24/156
D469,535	S *	1/2003	Lidskog et al.	.....	D24/156
D583,946	S *	12/2008	Schendel	.....	D24/156

D601,703	S *	10/2009	Kahdemann	.....	D24/156
D602,161	S *	10/2009	Yazdi	.....	D24/156
2010/0266987	A1 *	10/2010	Ford	.....	433/174
2011/0269105	A1 *	11/2011	Jahn	.....	433/174

**FOREIGN PATENT DOCUMENTS**

EM 001197545-0003 \* 3/2010

\* cited by examiner

*Primary Examiner* — Wan Laymon

(74) *Attorney, Agent, or Firm* — QuickPatents, Inc.; Kevin Prince

(57) **CLAIM**

What is claimed is the ornamental design for a impression post, as shown and described.

**DESCRIPTION**

FIG. 1 is a perspective view of a impression post, showing the new design;

FIG. 2 is a front elevational view thereof;

FIG. 3 is a rear elevational view thereof;

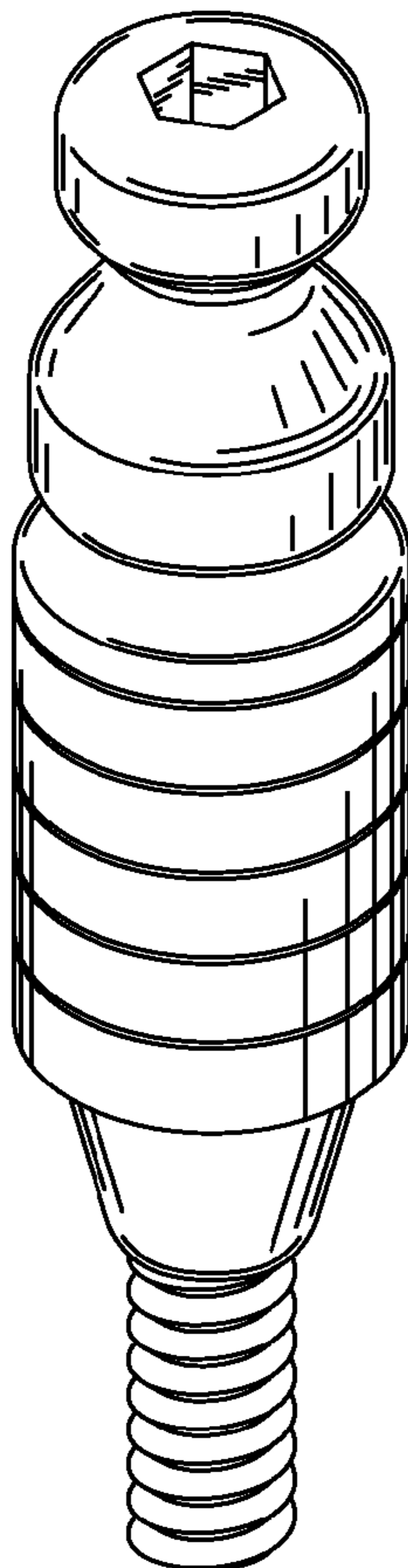
FIG. 4 is a left-side elevational view thereof;

FIG. 5 is a right-side elevational view thereof;

FIG. 6 is a top plan view thereof; and,

FIG. 7 is a bottom plan view thereof.

**1 Claim, 2 Drawing Sheets**



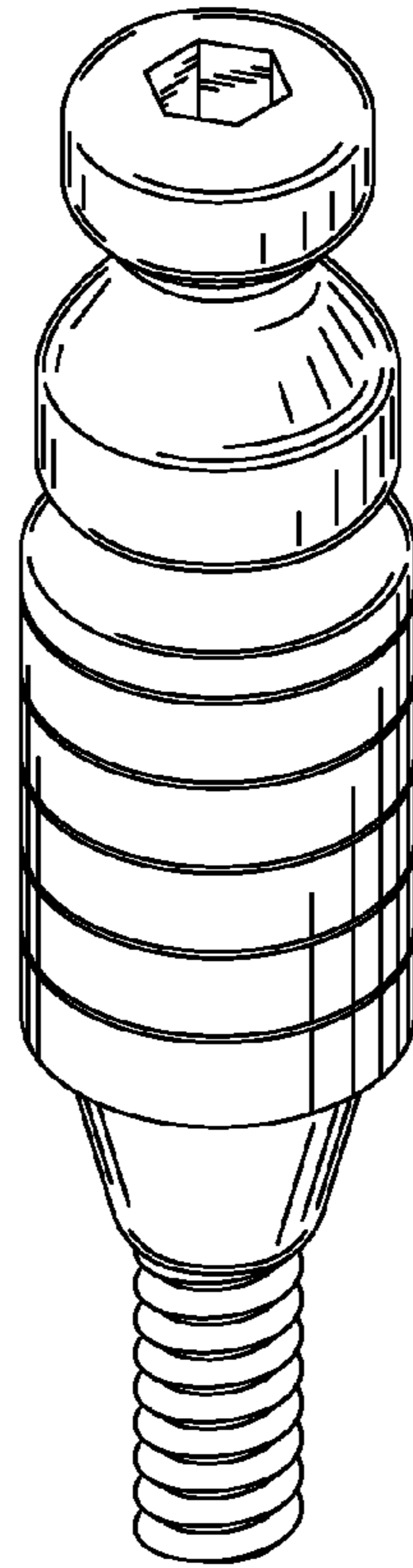


FIG. 1

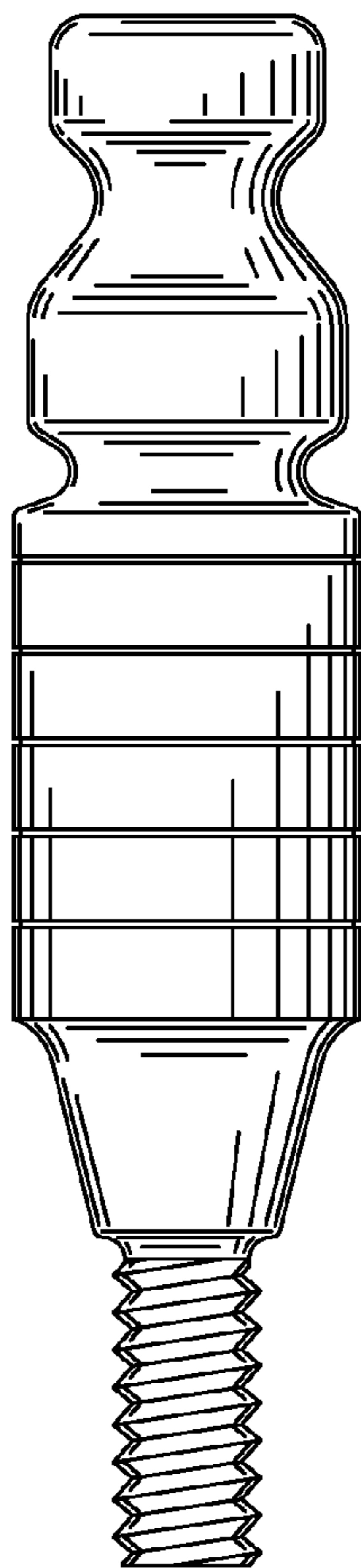


FIG. 2



FIG. 3

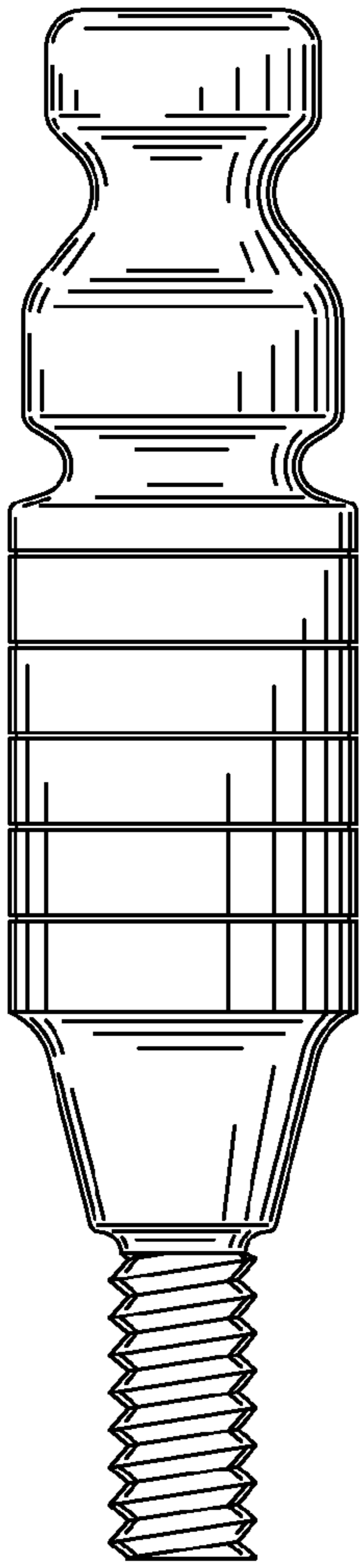


FIG. 4

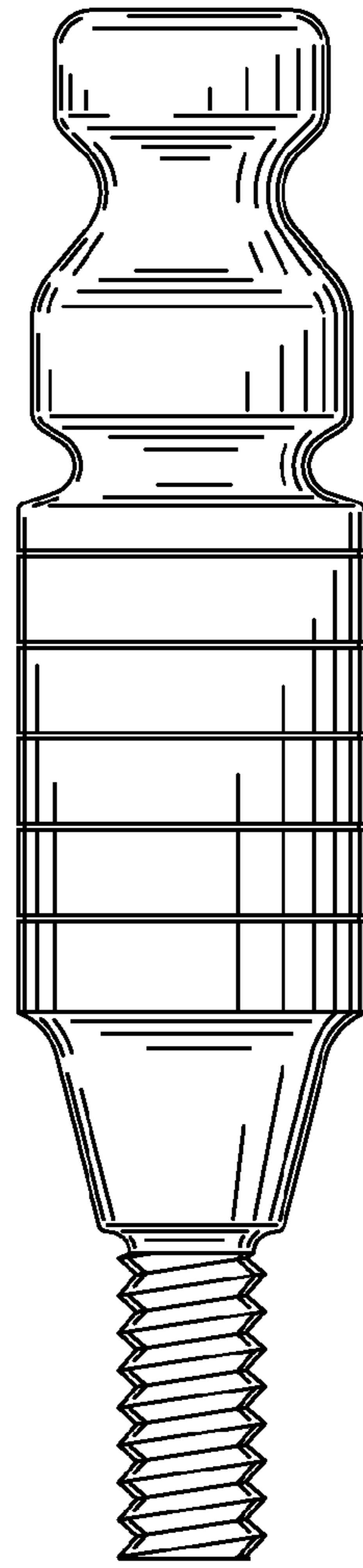


FIG. 5

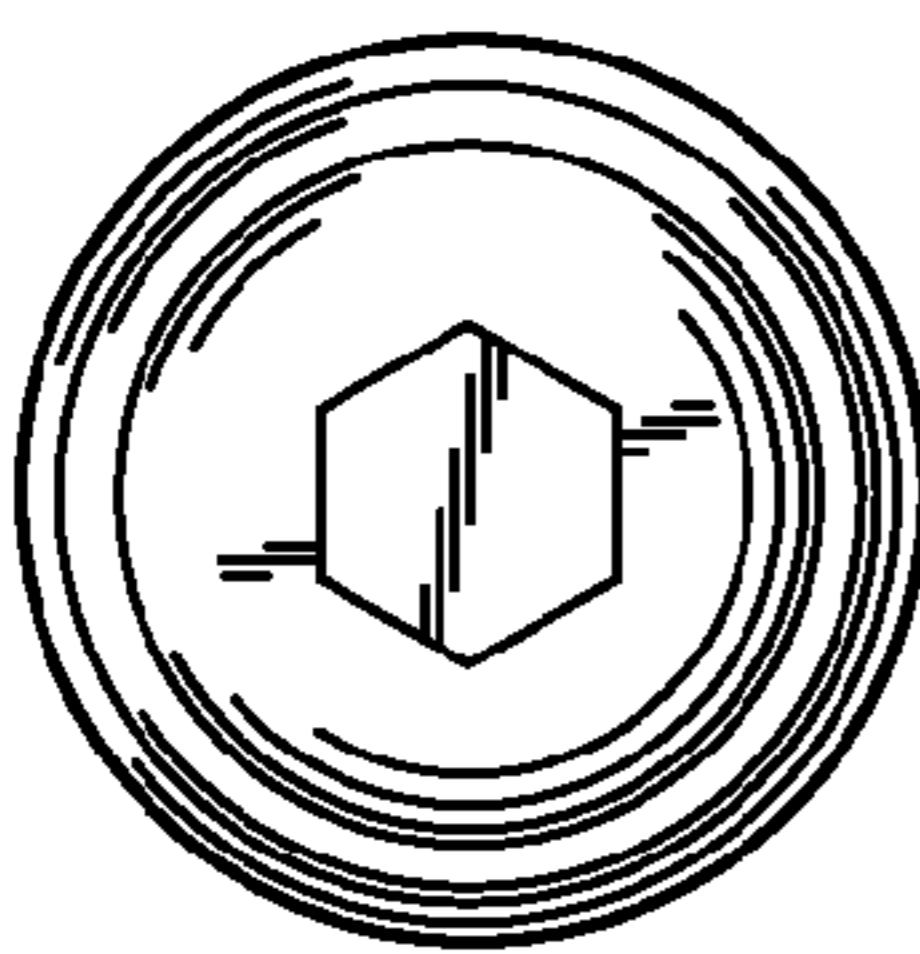


FIG. 6

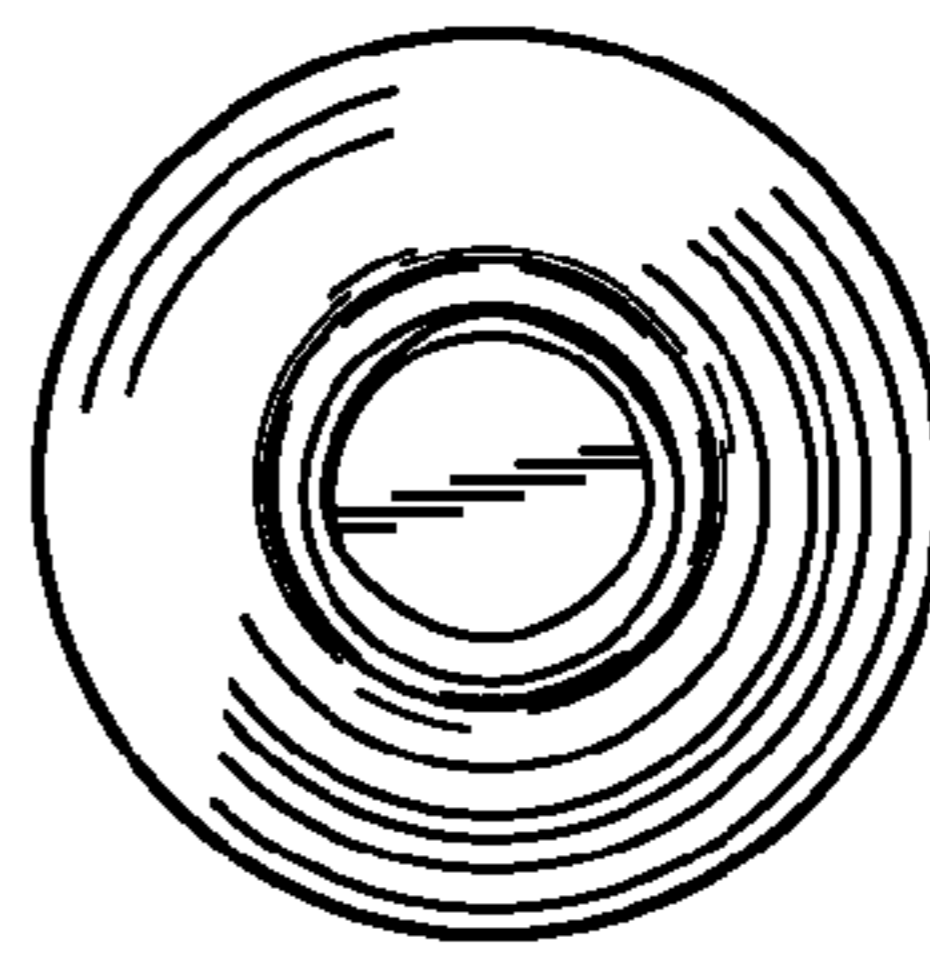


FIG. 7