

US00D652907S

(12) **United States Design Patent**
Andrews

(10) **Patent No.:** **US D652,907 S**
(45) **Date of Patent:** **** Jan. 24, 2012**

(54) **VENT CLIP**

(76) Inventor: **Robert Vincent Andrews**, Prineville,
OR (US)

(**) Term: **14 Years**

(21) Appl. No.: **29/373,098**

(22) Filed: **Mar. 1, 2011**

(51) **LOC (9) Cl.** **23-04**

(52) **U.S. Cl.** **D23/393**

(58) **Field of Classification Search** D23/385-395,
D23/365, 354, 399-403, 499, 366; 454/309,
454/275-277, 284, 287-291, 358-363; 52/302.1,
52/32.07; 248/231.81, 222.13, 228.7, 316.7,
248/228.6, 231.71; 24/545-555, 575, 560,
24/455; D8/354, 395
See application file for complete search history.

(56) **References Cited**

U.S. PATENT DOCUMENTS

D244,391	S	*	5/1977	Stockdale et al.	D8/395
D244,907	S	*	7/1977	Link	D8/395
D361,506	S	*	8/1995	Rumpel	D8/395
5,495,644	A	*	3/1996	Meshner et al.	24/545

D411,002	S	*	6/1999	Farmer	D23/366
D415,268	S	*	10/1999	Farmer	D23/366
D418,744	S	*	1/2000	Anderson	D8/395
6,264,887	B1	*	7/2001	Farmer	D23/366
D468,188	S	*	1/2003	Foster, Jr.	D8/354
7,062,886	B2	*	6/2006	Auriemma	24/547
D572,119	S	*	7/2008	Wells et al.	D8/354
7,877,916	B2	*	2/2011	Chamandy	24/545
D640,359	S	*	6/2011	Irvin	D23/366

* cited by examiner

Primary Examiner — David Muller

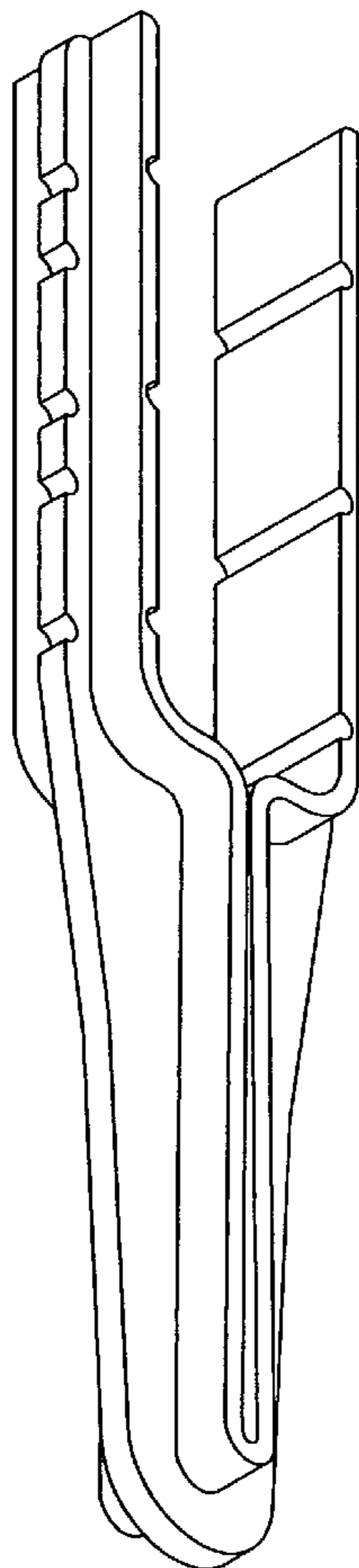
(57) **CLAIM**

The ornamental design for a vent clip, as shown and described.

DESCRIPTION

FIG. 1 is a perspective view of a vent clip showing my new design;
FIG. 2 is a rear end elevation view thereof;
FIG. 3 is a side elevation view thereof, the side opposite that shown in FIG. 3 being the mirror image, thereof;
FIG. 4 is top plan view thereof, the side opposite that shown in FIG. 4 being the mirror image, thereof; and,
FIG. 5 is front end elevation view thereof.

1 Claim, 5 Drawing Sheets



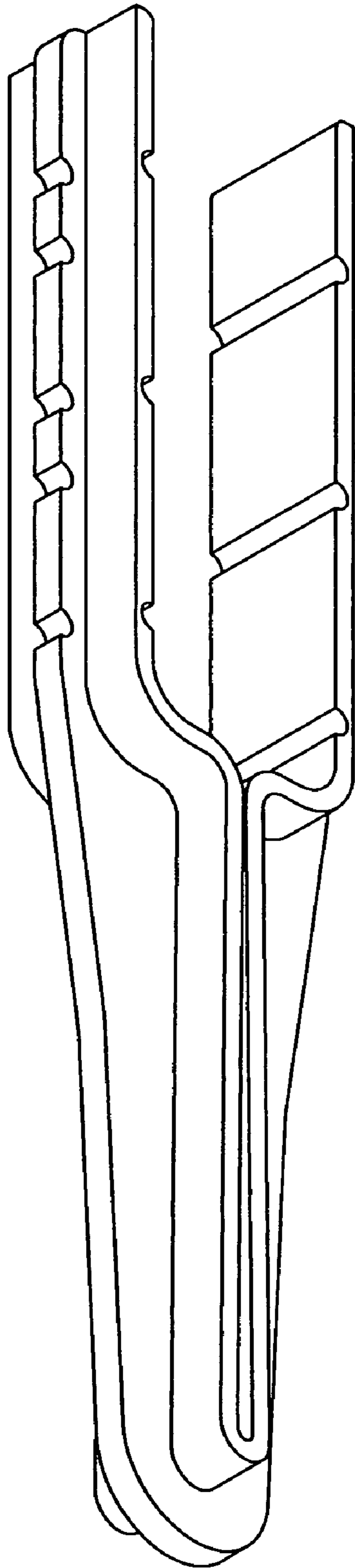


Fig. 1

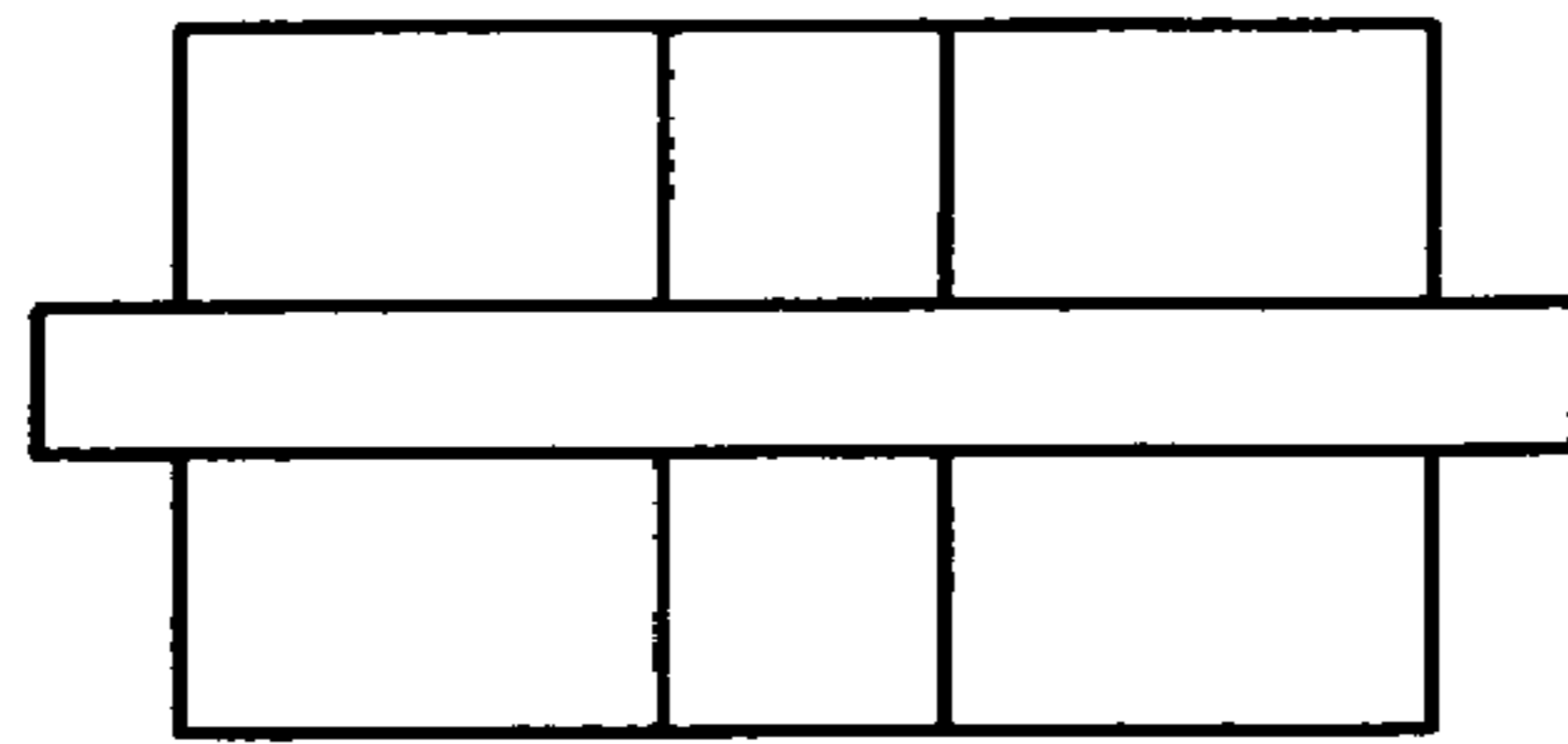


Fig. 2

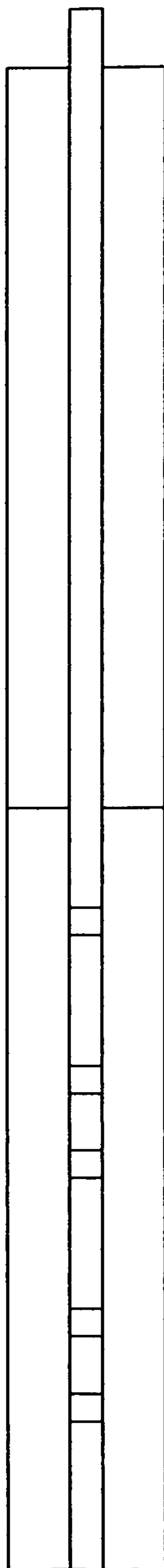


Fig. 3

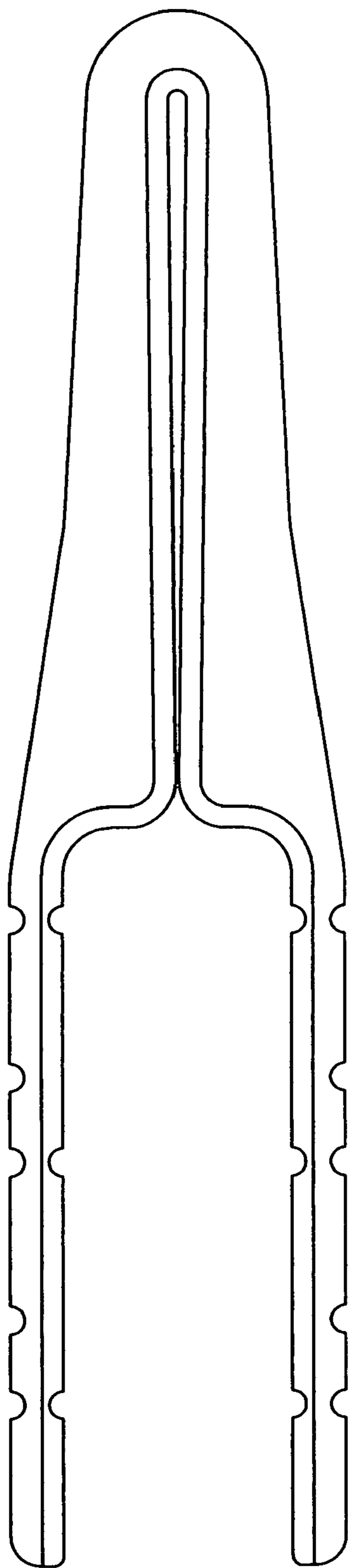


Fig. 4

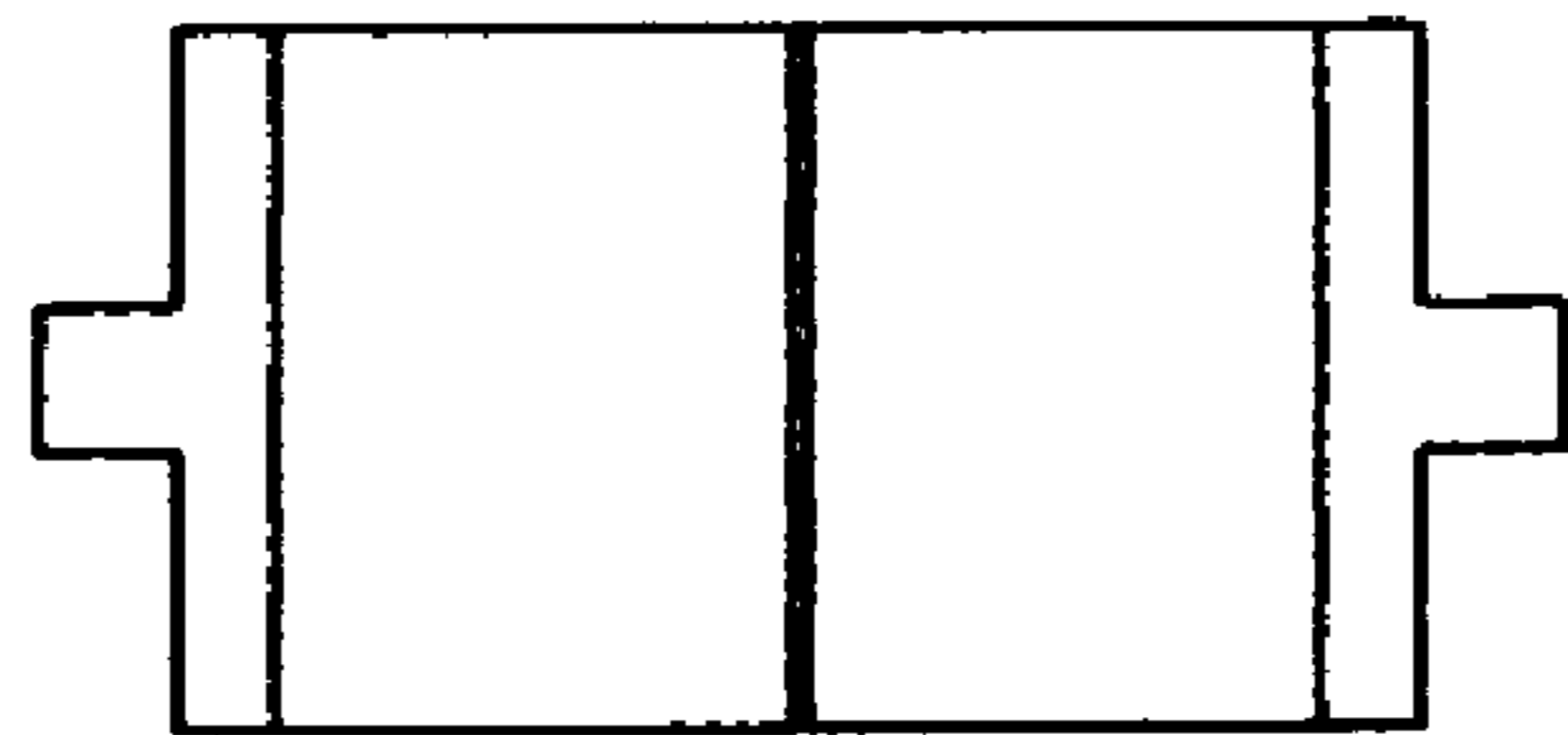


Fig. 5