



US00D652880S

(12) **United States Design Patent**  
**Foster et al.**

(10) **Patent No.:** **US D652,880 S**  
(45) **Date of Patent:** **\*\* Jan. 24, 2012**

(54) **GOLF CLUB HEAD**

(75) Inventors: **Philip G. Foster**, Carlsbad, CA (US);  
**Garth Smith**, Oceanside, CA (US);  
**Evan D. Gibbs**, Encinitas, CA (US);  
**Luke R. Williams**, Carlsbad, CA (US);  
**Daniel M. Stevens**, Cardiff, CA (US)

(73) Assignee: **Callaway Golf Company**, Carlsbad, CA (US)

(\*\*) Term: **14 Years**

(21) Appl. No.: **29/366,627**

(22) Filed: **Jul. 28, 2010**

(51) **LOC (9) Cl.** ..... **21-02**

(52) **U.S. Cl.** ..... **D21/752**

(58) **Field of Classification Search** ..... D21/733,  
D21/752, 759; 473/324–331, 343–346  
See application file for complete search history.

(56) **References Cited**

U.S. PATENT DOCUMENTS

D482,092 S *	11/2003	Imamoto	.....	D21/759
D482,421 S *	11/2003	Kessler	.....	D21/759
D487,786 S *	3/2004	Tang	.....	D21/752
D491,243 S *	6/2004	Tang	.....	D21/752
D492,745 S *	7/2004	Tang	.....	D21/752
D513,424 S *	1/2006	Erickson et al.	.....	D21/752
D518,543 S *	4/2006	Aguinaldo et al.	.....	D21/759
D535,342 S *	1/2007	Evans et al.	.....	D21/752
D536,049 S *	1/2007	Evans et al.	.....	D21/759
D538,866 S *	3/2007	Kim et al.	.....	D21/752

D569,941 S *	5/2008	Evans et al.	.....	D21/759
D598,510 S *	8/2009	Barez et al.	.....	D21/752
D602,544 S *	10/2009	Oldknow	.....	D21/752
D602,545 S *	10/2009	Oldknow	.....	D21/752
D602,548 S *	10/2009	Oldknow	.....	D21/759
D602,550 S *	10/2009	Oldknow	.....	D21/759
D602,551 S *	10/2009	Oldknow	.....	D21/759
D607,953 S *	1/2010	Oldknow	.....	D21/759
D617,403 S *	6/2010	Llewellyn et al.	.....	D21/752
D617,858 S *	6/2010	Llewellyn et al.	.....	D21/752
D622,339 S *	8/2010	Kadoya	.....	D21/752
D641,818 S *	7/2011	Foster et al.	.....	D21/752

\* cited by examiner

*Primary Examiner* — Mitchell Siegel

(74) *Attorney, Agent, or Firm* — Michael A. Catania;  
Rebecca Hanovice; Sonia Lari

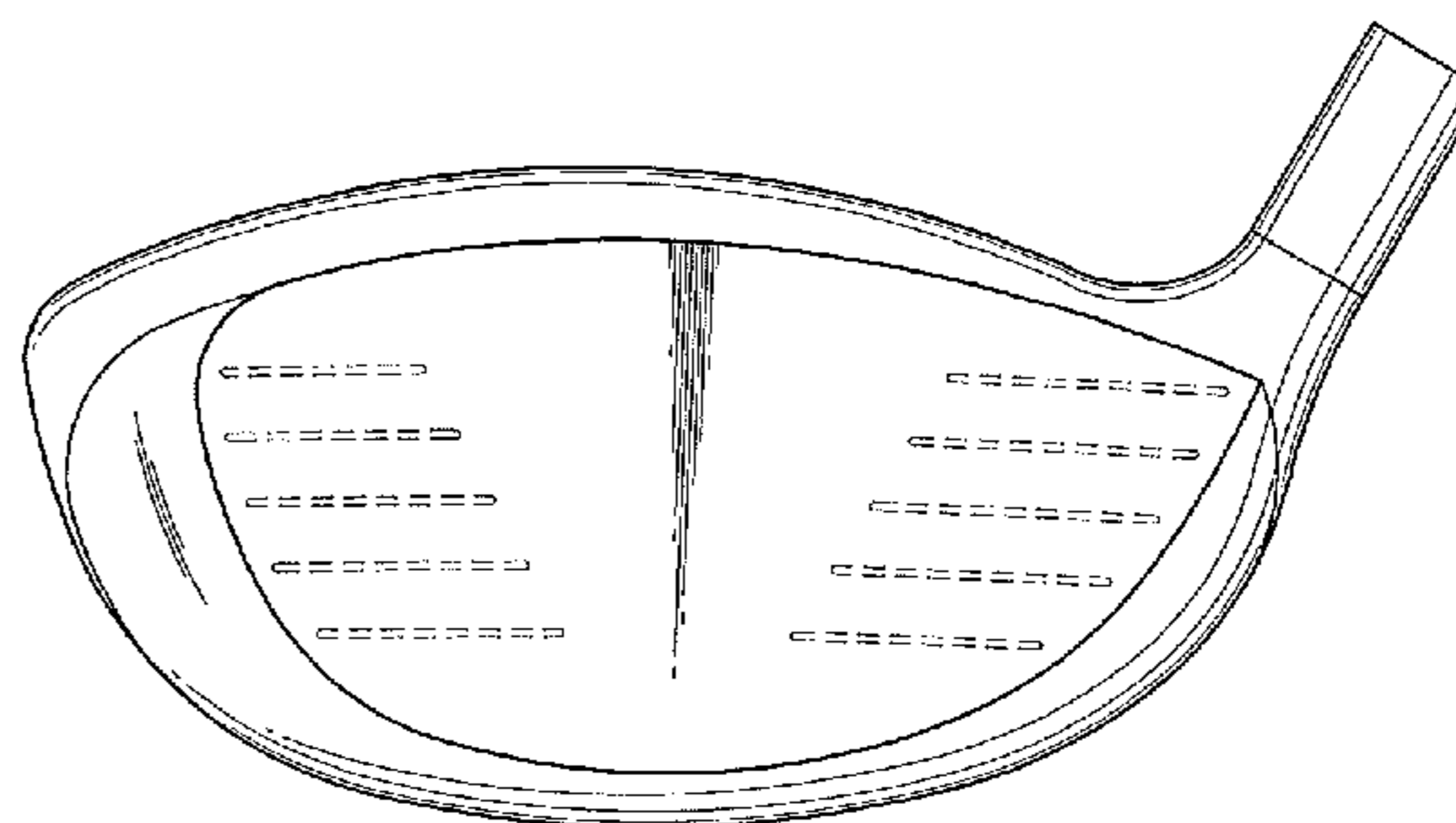
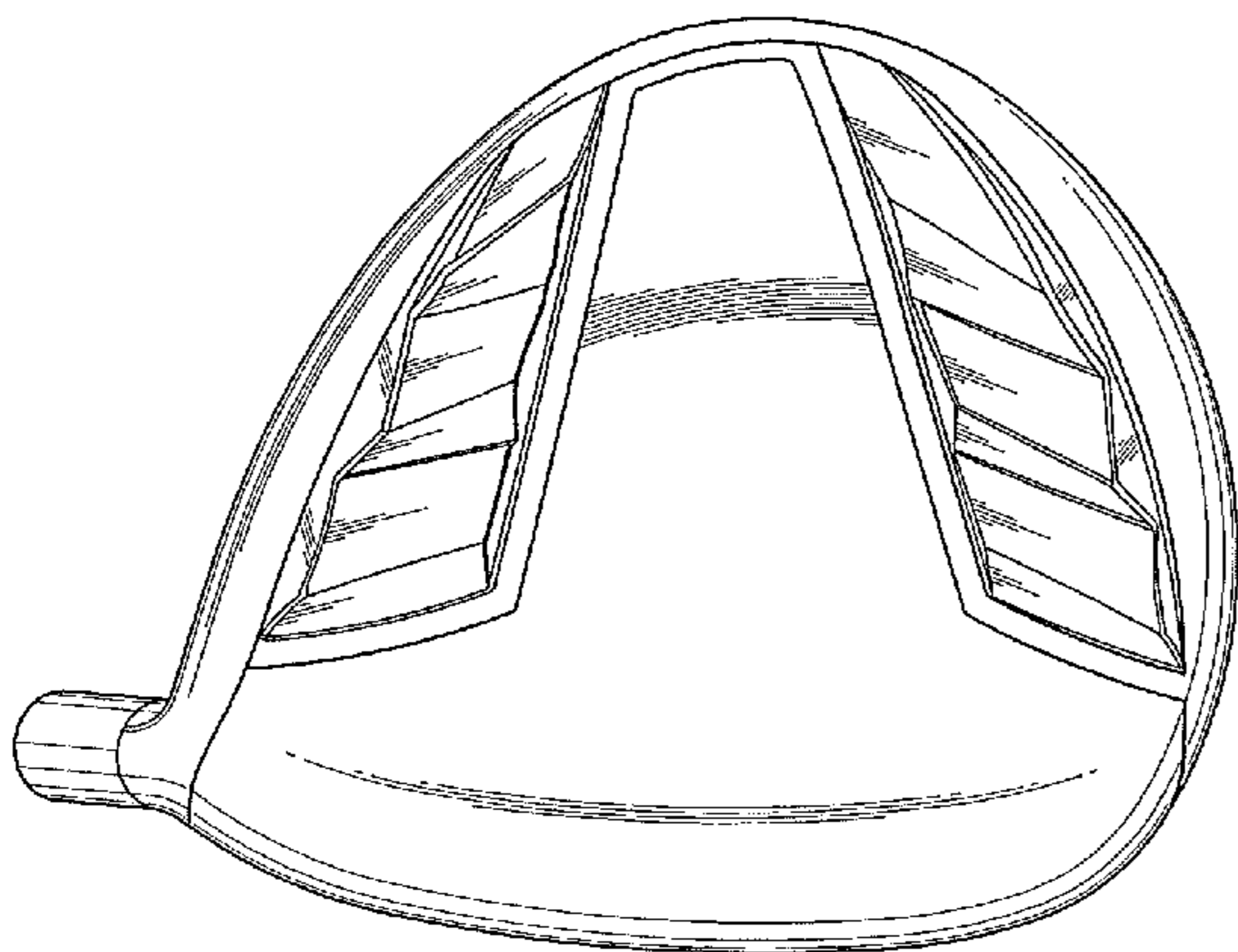
(57) **CLAIM**

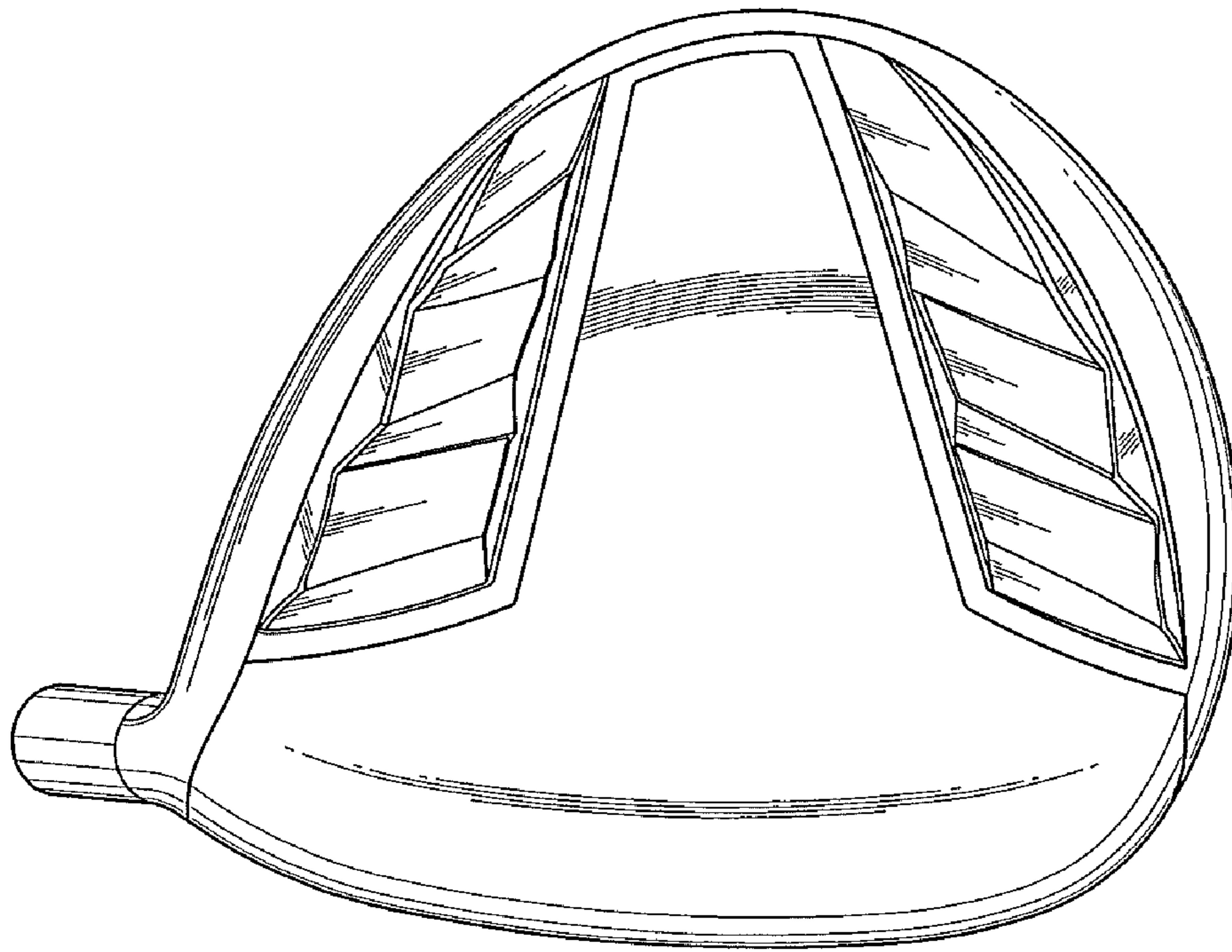
The ornamental design for a golf club head, as shown and described.

**DESCRIPTION**

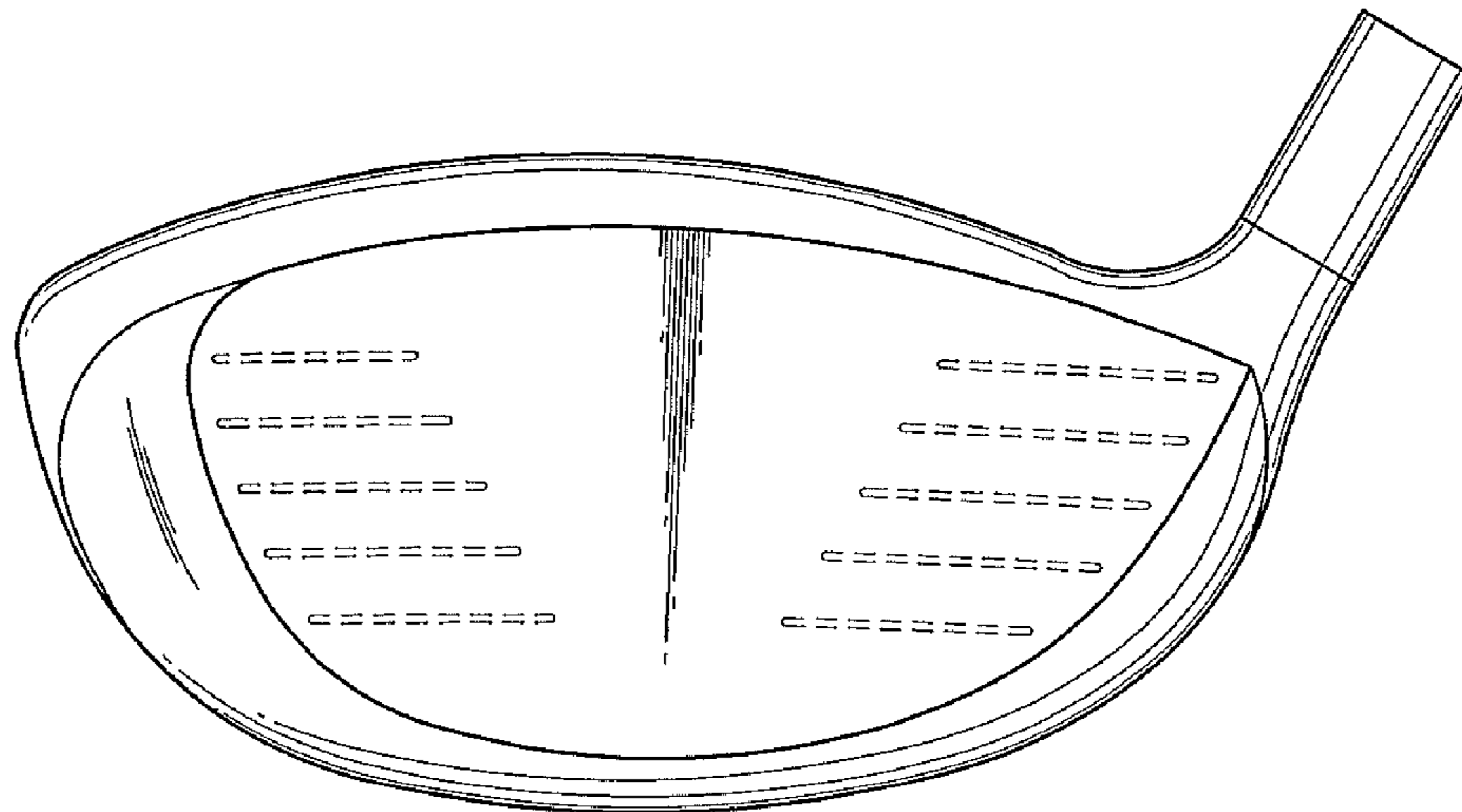
FIG. 1 is a bottom plan view of a golf club head;  
FIG. 2 is a front elevational view thereof;  
FIG. 3 is a top plan view thereof;  
FIG. 4 is a heel elevational view thereof; and,  
FIG. 5 is a toe elevational view thereof.  
The broken line showing of the striking face is included for the purpose of illustrating and forms no part of the claimed design.

**1 Claim, 2 Drawing Sheets**





*FIG. 1*



*FIG. 2*

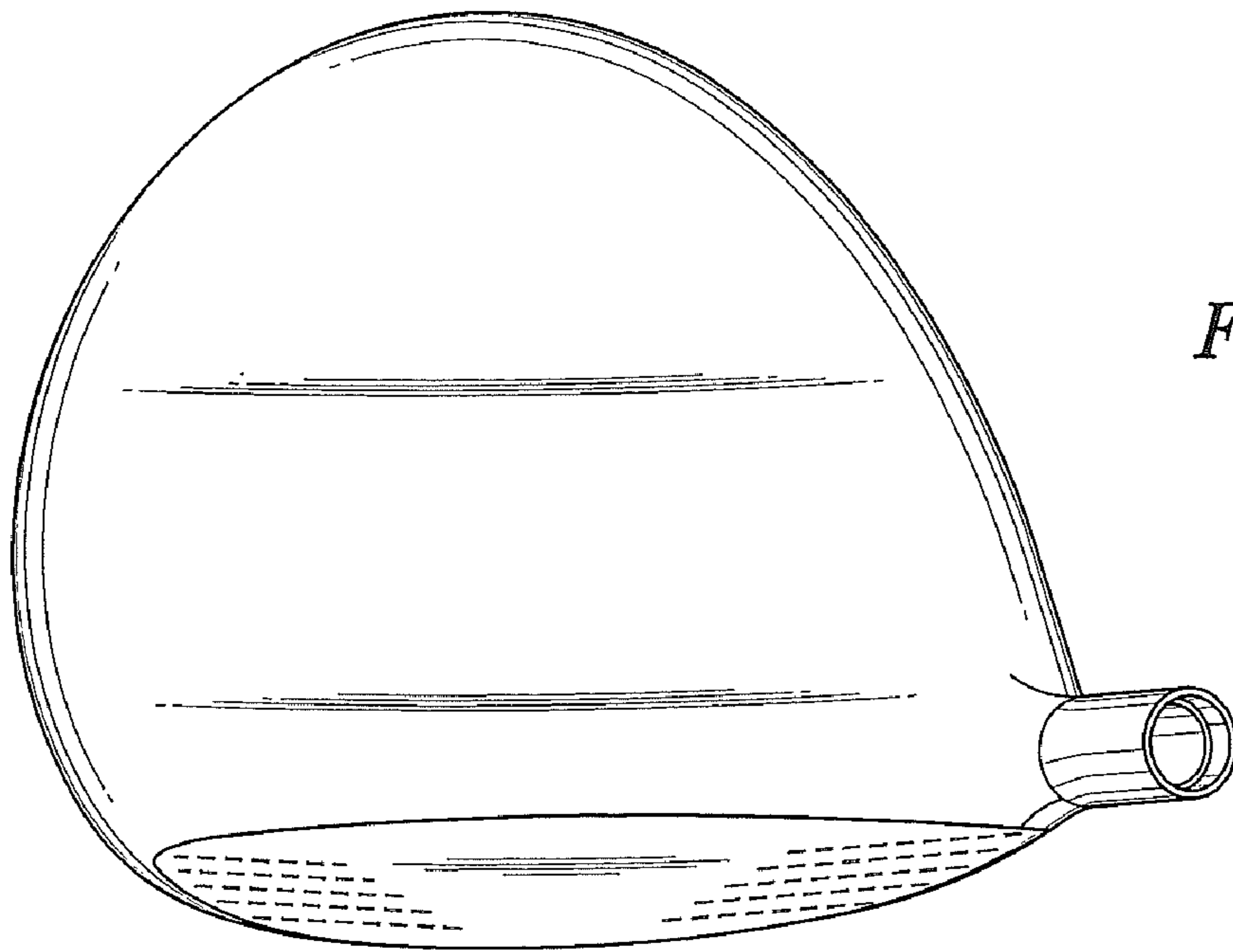


FIG. 3

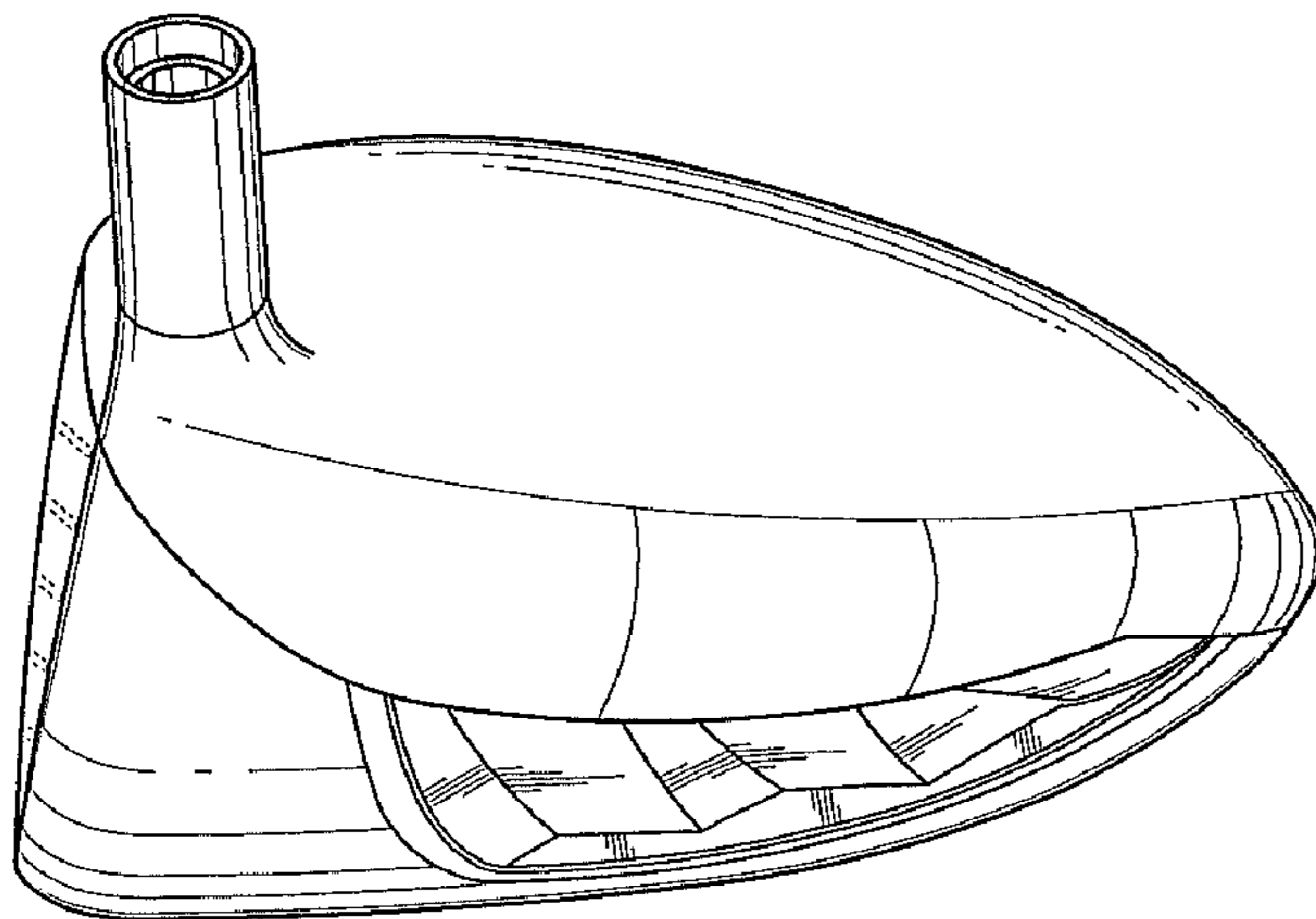


FIG. 4

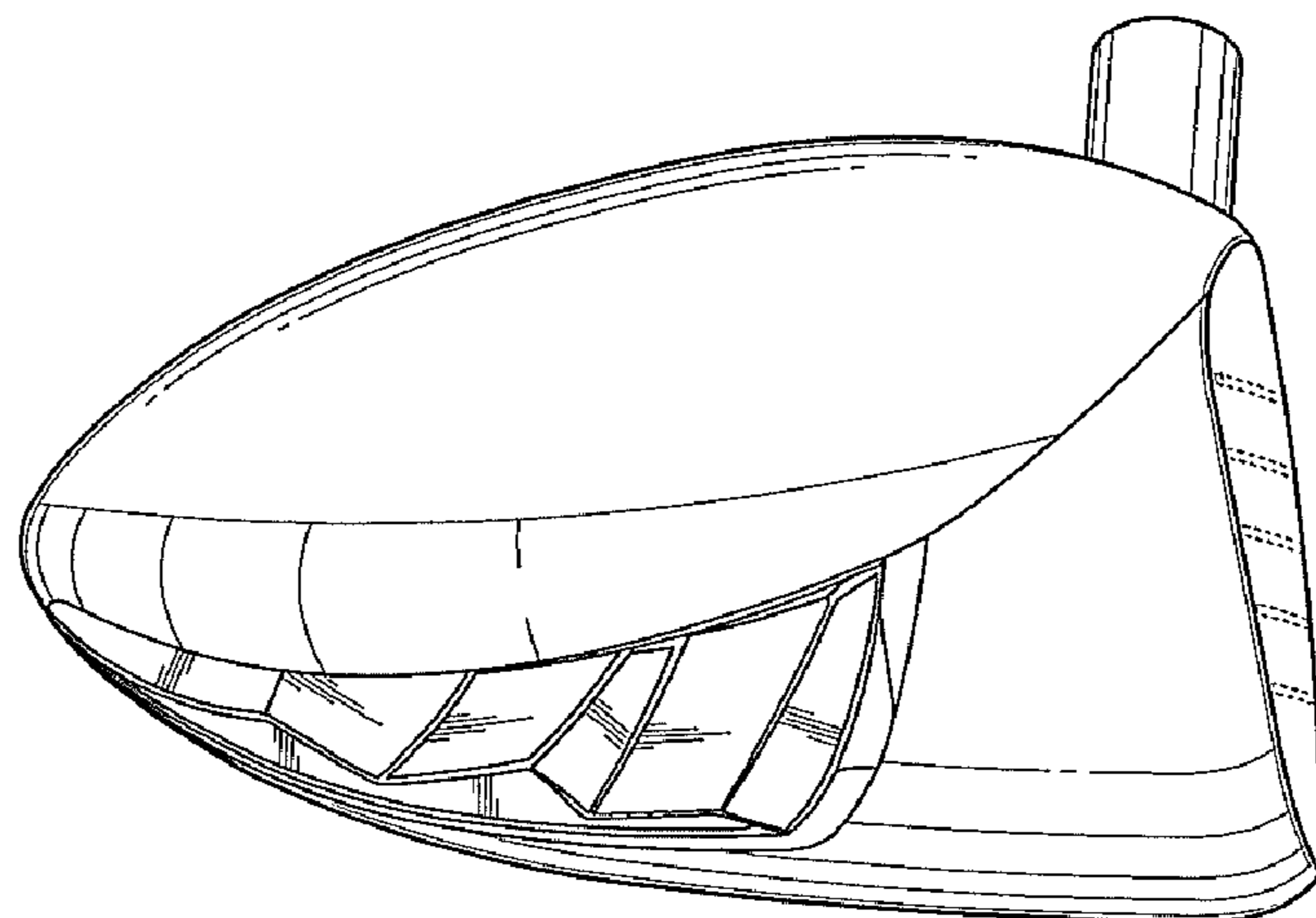


FIG. 5