



US00D652878S

(12) **United States Design Patent**  
**Smith et al.**

(10) **Patent No.:** **US D652,878 S**  
(45) **Date of Patent:** **\*\* \*Jan. 24, 2012**

(54) **COMBINED BALL SHAGGER AND RECEPTACLE**

(75) Inventors: **Katherine A. Smith**, Eureka, MO (US);  
**Daniel J. Cullinane**, Maryland Heights, MO (US)

(73) Assignee: **Rawlings Sporting Goods Company, Inc.**, St. Louis, MO (US)

(\* ) Notice: This patent is subject to a terminal disclaimer.

(\*\*) Term: **14 Years**

(21) Appl. No.: **29/342,248**

(22) Filed: **Aug. 20, 2009**

(51) **LOC (9) Cl.** ..... **21-02**

(52) **U.S. Cl.** ..... **D21/721; D21/720**

(58) **Field of Classification Search** ..... D21/715,  
D21/720, 721, 392-394, 789, 796; D9/500-505,  
D9/715, 716, 721, 414, 418, 428, 417, 435,  
D9/436, 439, 440, 443, 454; D6/515-523,  
D6/534, 535, 551, 552, 559; D7/601, 602,  
D7/612, 615, 629, 630, 635, 640, 703, 706;  
294/19.2; 473/460, 503, 517, 286, 132, 386;  
206/315.9, 315.1; 221/185, 199, 220, 261,  
221/303, 306, 307, 310, 155, 281; 224/919;  
211/14

See application file for complete search history.

(56) **References Cited**

**U.S. PATENT DOCUMENTS**

D162,978	S	*	4/1951	Neumann	.....	D6/534
3,901,545	A	*	8/1975	Shott	.....	294/19.2
D237,855	S	*	12/1975	Achenback	.....	D7/615
4,058,336	A	*	11/1977	Parkinson	.....	294/19.2
D317,673	S	*	6/1991	Movitz	.....	D3/257

5,188,410	A	*	2/1993	Summers	.....	294/19.2
5,335,953	A	*	8/1994	Luther, Sr.	.....	294/19.2
5,702,029	A	*	12/1997	Yang	.....	221/221
5,755,632	A	*	5/1998	Eddy	.....	473/460
D445,469	S	*	7/2001	Loerop et al.	.....	D21/721
6,439,424	B1	*	8/2002	Threadgill, Jr.	.....	221/185
D470,761	S	*	2/2003	Kelvie	.....	D1/102
7,490,879	B2		2/2009	Seefeldt et al.		
2005/0052040	A1	*	3/2005	Hellerson	.....	294/19.2
2007/0184918	A1	*	8/2007	Ritchie	.....	473/386

**OTHER PUBLICATIONS**

Depiction of "Practice Stick" Golf Ball Plastic Shag Tube, applicant's admitted prior art printed from the internet on Jun. 20, 2011 at websites: <http://www.innovagolf.com/prstgoshtago.html>; and <http://67.117.202.101/storefrontContent/attach/medium/22039.jpg>.\*

(Continued)

*Primary Examiner* — Catherine Tuttle

(74) *Attorney, Agent, or Firm* — Stinson Morrison Hecker LLP

(57) **CLAIM**

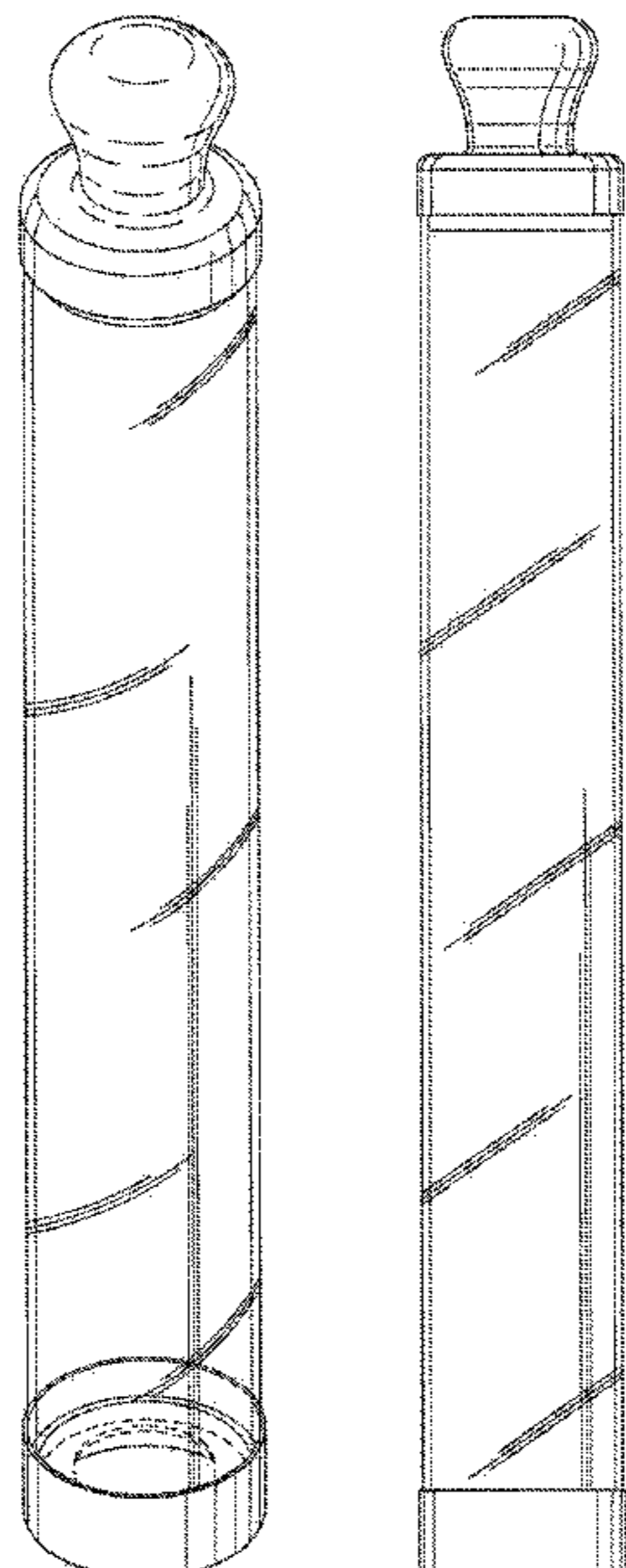
The ornamental design for a combined ball shagger and receptacle, as shown and described.

**DESCRIPTION**

FIG. 1 is a front perspective view of the combined ball shagger and receptacle showing our new design; FIG. 2 is a top plan view of FIG. 1; FIG. 3 is a bottom plan view of FIG. 1; FIG. 4 is a front elevation view of FIG. 1, the rear elevation view being identical thereto; and, FIG. 5 is a left side elevational view of FIG. 1, the right side elevational view being identical thereto.

The broken lines are included for the purpose of illustrating a portion of the combined ball shagger and receptacle that forms no part of the claimed design.

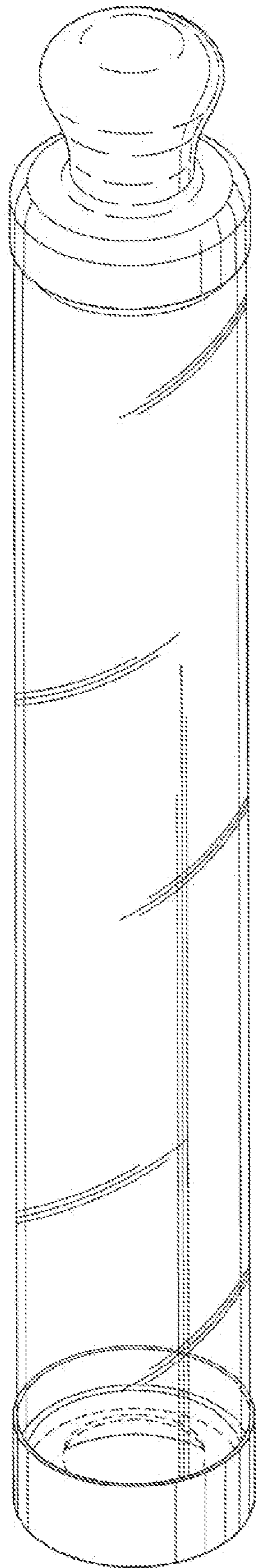
**1 Claim, 2 Drawing Sheets**



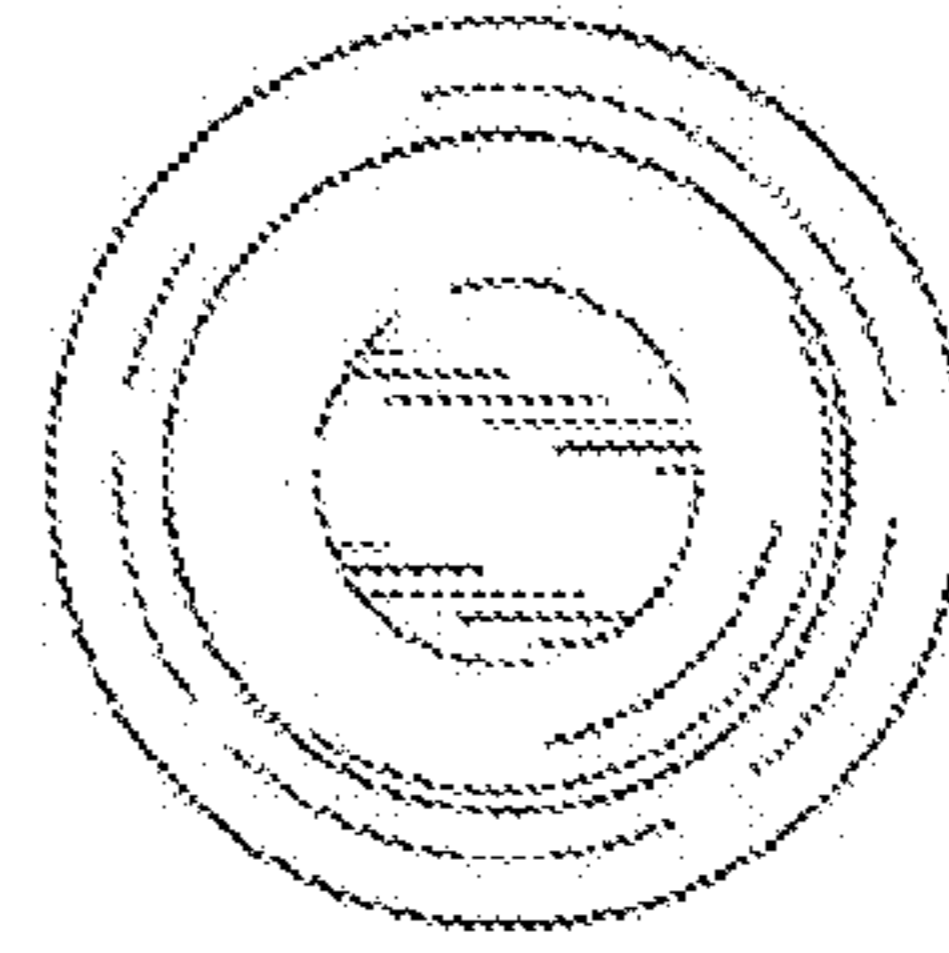
OTHER PUBLICATIONS

Depiction of "Stee-Rike3 Ball" Shagger Tube W/Training Baseballs, applicant's admitted prior art printed from the internet on Jun. 20, 2011 at websites: [\[egory/product.jsp/SUBCATEGORY\\\_ID/6106\]\(http://www.baseballsavings.com/customer/category/product.jsp/SUBCATEGORY\_ID/6106\); and \(partial address\) \[http://www.baseballsavings.com/images/baseball/products/accessories/stee-rike/6106/cfi . . .\]\(http://www.baseballsavings.com/images/baseball/products/accessories/stee-rike/6106/cfi...\)\\*](http://www.baseballsavings.com/customer/cat-</a></p></div><div data-bbox=)

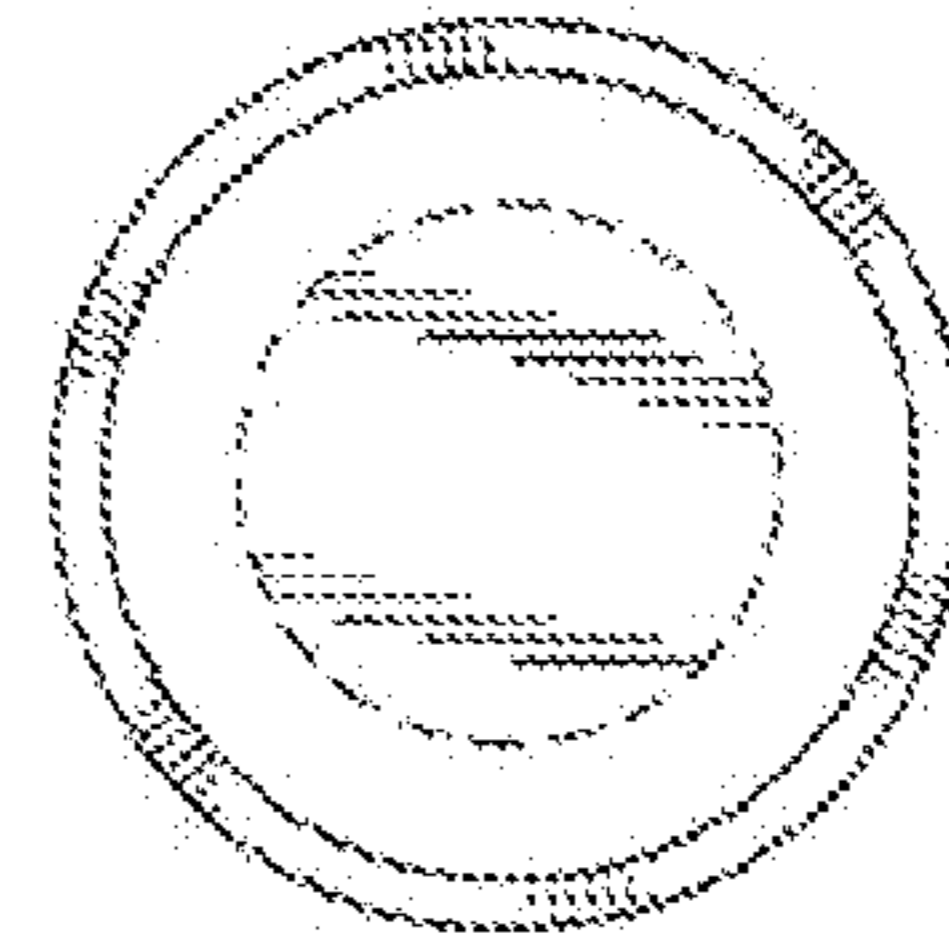
\* cited by examiner



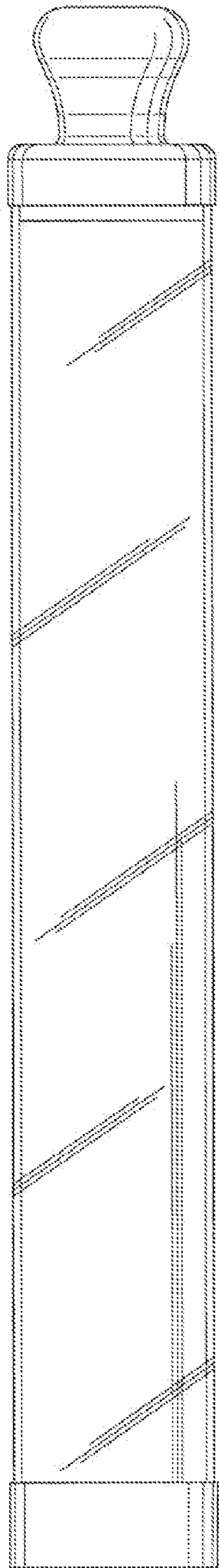
*FIG. 1*



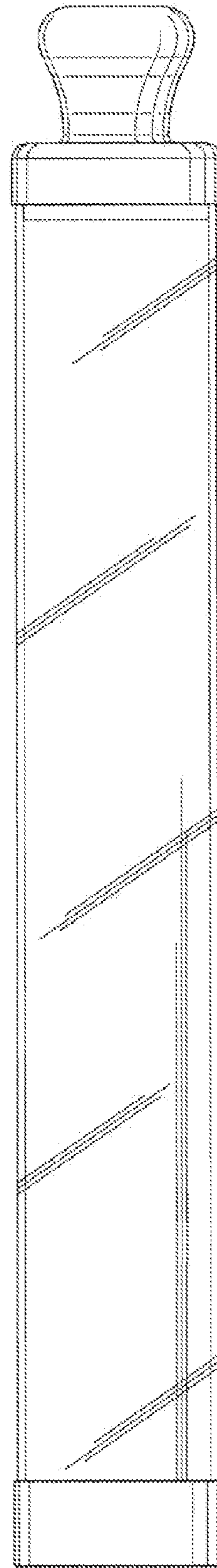
*FIG. 2*



*FIG. 3*



*FIG. 4*



*FIG. 5*