



US00D652874S

(12) **United States Design Patent**
Trigg

(10) **Patent No.:** **US D652,874 S**

(45) **Date of Patent:** **** Jan. 24, 2012**

(54) **MEDICAL AWARENESS SLEEVE**

(76) Inventor: **Angela R. Trigg**, Ridgecrest, CA (US)

(**) Term: **14 Years**

(21) Appl. No.: **29/392,691**

(22) Filed: **May 25, 2011**

(51) **LOC (9) Cl.** **19-08**

(52) **U.S. Cl.** **D20/22**

(58) **Field of Classification Search** D20/10,
D20/11, 15, 22-28, 40, 99; 40/1, 124.01-124.09,
40/124.11-124.19, 124.191, 299.01, 308-310,
40/316, 317, 321, 333, 359, 607.03, 625,
40/626, 628, 636, 638, 641, 642.02, 658,
40/660, 662, 669, 672, 673; 174/36, 74 A;
206/389; 283/56, 71, 81

See application file for complete search history.

(56) **References Cited**

U.S. PATENT DOCUMENTS

2,629,953	A *	2/1953	Safka et al.	40/662
2,798,317	A *	7/1957	Hargus	40/607.03
3,650,059	A *	3/1972	Johnson	40/316
5,275,282	A *	1/1994	Ross et al.	206/389
5,890,308	A *	4/1999	Harrington	40/660
6,775,937	B2 *	8/2004	Ruana	40/660
D522,063	S *	5/2006	Johnson	D20/26
7,064,274	B2 *	6/2006	O'Connor	174/74 A
7,179,989	B2 *	2/2007	Sterkers et al.	174/36

D595,361	S *	6/2009	Langan et al.	D20/22
2003/0089005	A1 *	5/2003	Caveney	40/316
2004/0098889	A1 *	5/2004	Proctor	40/316
2005/0223606	A1 *	10/2005	Paradee	40/124.01

* cited by examiner

Primary Examiner — Mary Ann Calabrese

(74) *Attorney, Agent, or Firm* — Husch Blackwell LLP

(57) **CLAIM**

The ornamental design for a medical awareness sleeve, as shown and described.

DESCRIPTION

FIG. 1 is a perspective view of a medical awareness sleeve showing my new design in its expanded, usable condition.

FIG. 2 is a front elevational view of FIG. 1.

FIG. 3 is a rear elevational view of FIG. 1.

FIG. 4 is a left side elevational view of FIG. 1.

FIG. 5 is a right side elevational view of FIG. 1.

FIG. 6 is a top plan view of FIG. 1.

FIG. 7 is a bottom plan view of FIG. 1.

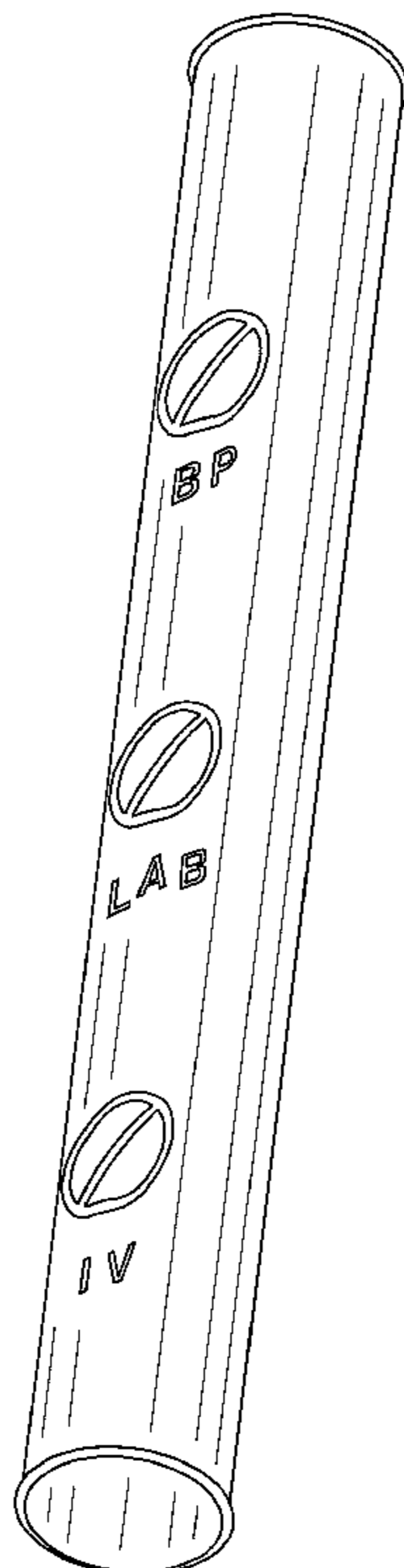
FIG. 8 is a perspective view similar to FIG. 1 showing my new design in its collapsed condition.

FIG. 9 is a front elevational view of FIG. 8.

FIG. 10 is a left side elevational view of FIG. 8, the right side elevational view being a mirror image thereof; and,

FIG. 11 is a top plan view of FIG. 8, the bottom plan view being a mirror image thereof.

1 Claim, 3 Drawing Sheets



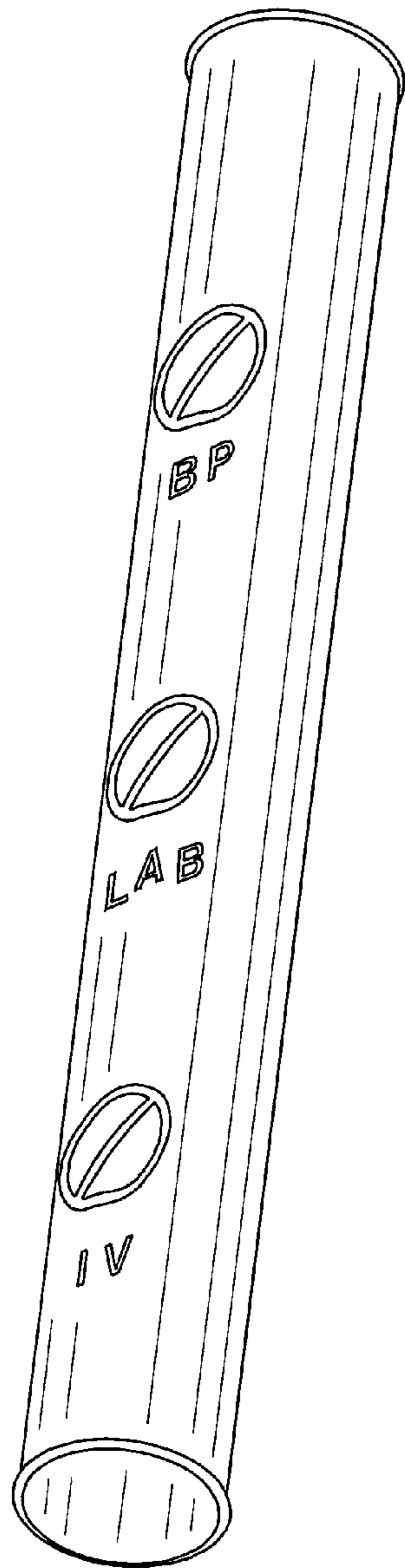


FIG. 1




FIG. 2




FIG. 3





FIG. 4 FIG. 5

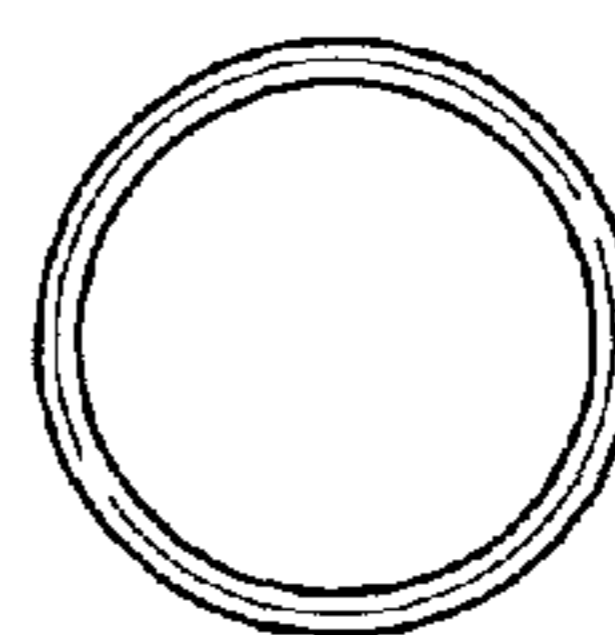


FIG. 6

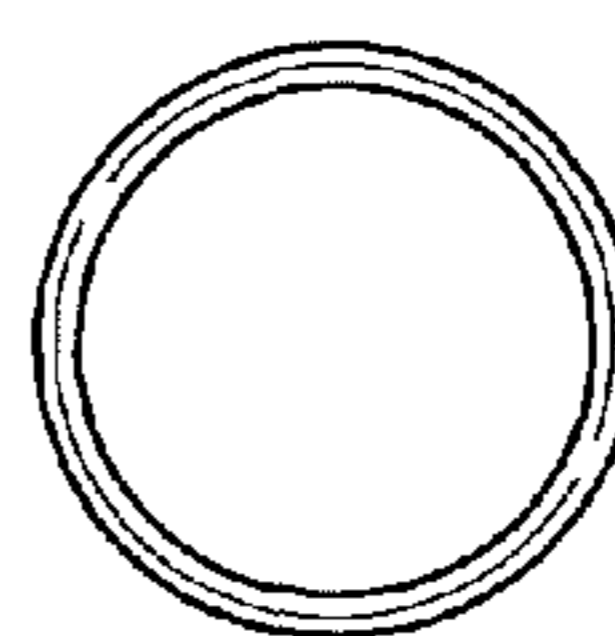


FIG. 7




FIG. 8




FIG. 9



FIG. 10

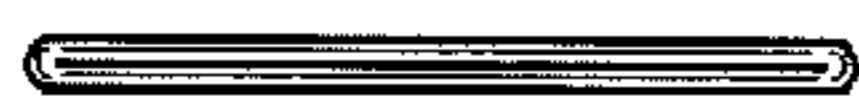


FIG. 11