



US00D652872S

(12) **United States Design Patent**
Mougin et al.

(10) **Patent No.:** **US D652,872 S**
(45) **Date of Patent:** **** Jan. 24, 2012**

(54) **AUTOMATIC VENDING MACHINE**

(75) Inventors: **Thierry Mougin**, Saint-Vit (FR);
Thierry Brusseau, Avanne Aveney
(FR)

(73) Assignee: **Parkeon**, Paris (FR)

(**) Term: **14 Years**

(21) Appl. No.: **29/382,663**

(22) Filed: **Jan. 6, 2011**

(30) **Foreign Application Priority Data**

Jul. 9, 2010 (EM) 001729997-0001

(51) **LOC (9) Cl.** **20-01**

(52) **U.S. Cl.** **D20/1; D20/2**

(58) **Field of Classification Search** 331/1-9,
331/41; 221/2, 66, 69, 92, 103, 135, 248;
D10/42, 99; D99/28; 194/205; 235/31 R,
235/31 T, 33

See application file for complete search history.

(56) **References Cited**

U.S. PATENT DOCUMENTS

D167,182 S * 7/1952 Wheeler D20/2
2,661,991 A * 12/1953 Petrecca 221/248
2,832,506 A * 4/1958 Hatcher 221/103

D220,975 S * 6/1971 Peot D10/99
D416,946 S * 11/1999 Gluck et al. D20/41
D546,890 S * 7/2007 Siler D20/1
D561,263 S * 2/2008 Craven et al. D20/41
D570,920 S * 6/2008 Choi D20/2
D632,740 S * 2/2011 Adeline D20/2

* cited by examiner

Primary Examiner — Mary Ann Calabrese

(74) *Attorney, Agent, or Firm* — Stites & Harbison PLLC;
Douglas E. Jackson

(57) **CLAIM**

The ornamental design for an automatic vending machine, as shown and described.

DESCRIPTION

FIG. 1 is a front, top and right side perspective view of an automatic vending machine showing the new design.

FIG. 2 is a rear, top and left side perspective view thereof.

FIG. 3 is a front view thereof.

FIG. 4 is a rear view thereof.


FIG. 5 is a right side view thereof.

FIG. 6 is a left side view thereof; and,

FIG. 7 is a top view thereof.

In the drawings, the broken lines in FIGS. 1, 3 and 5-7 depict portions of an embossed broadcast icon that form no part of the claimed design.

1 Claim, 4 Drawing Sheets



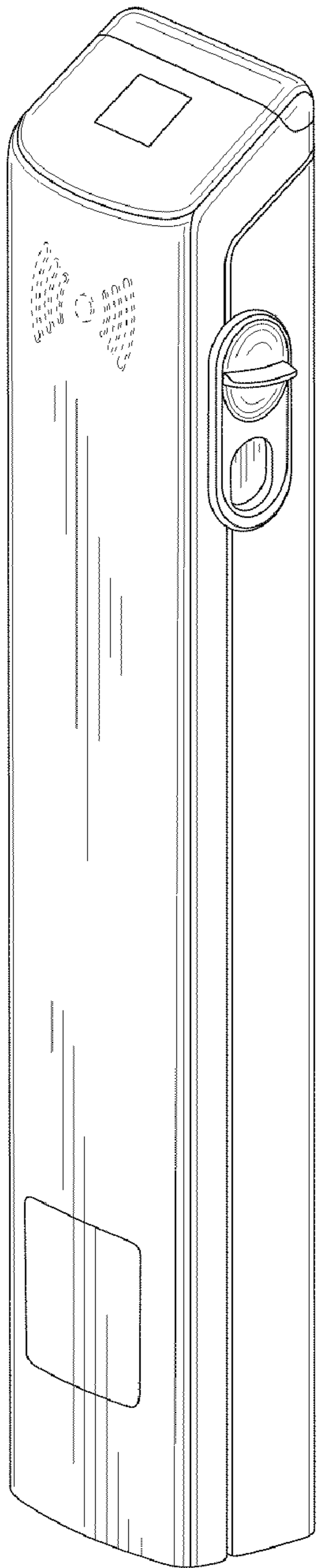


Fig. 1




Fig. 2

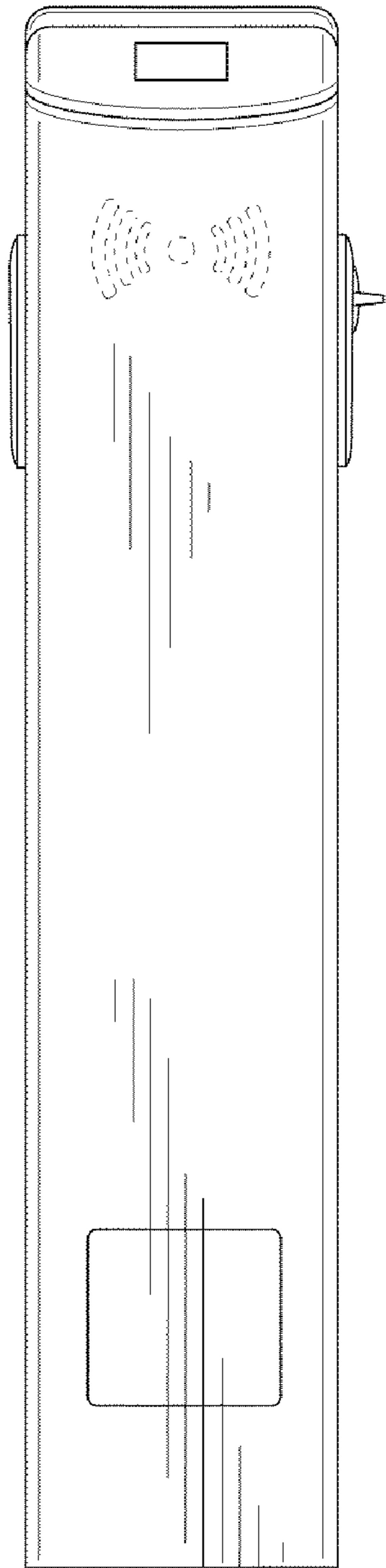


Fig. 3

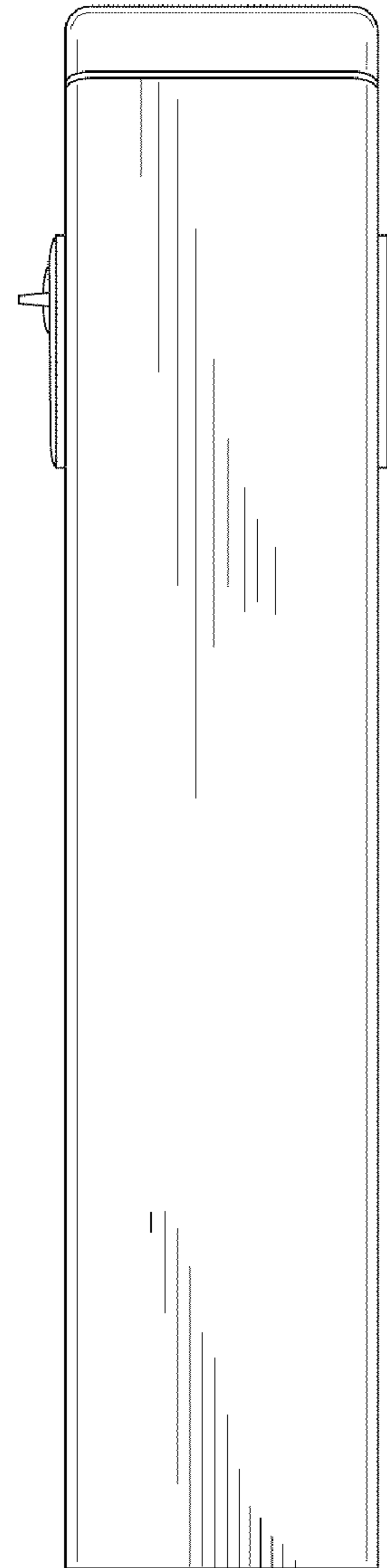


Fig. 4




Fig. 5

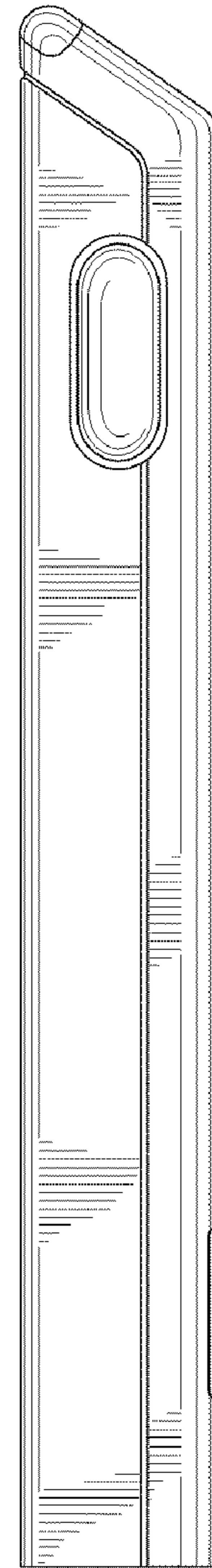


Fig. 6

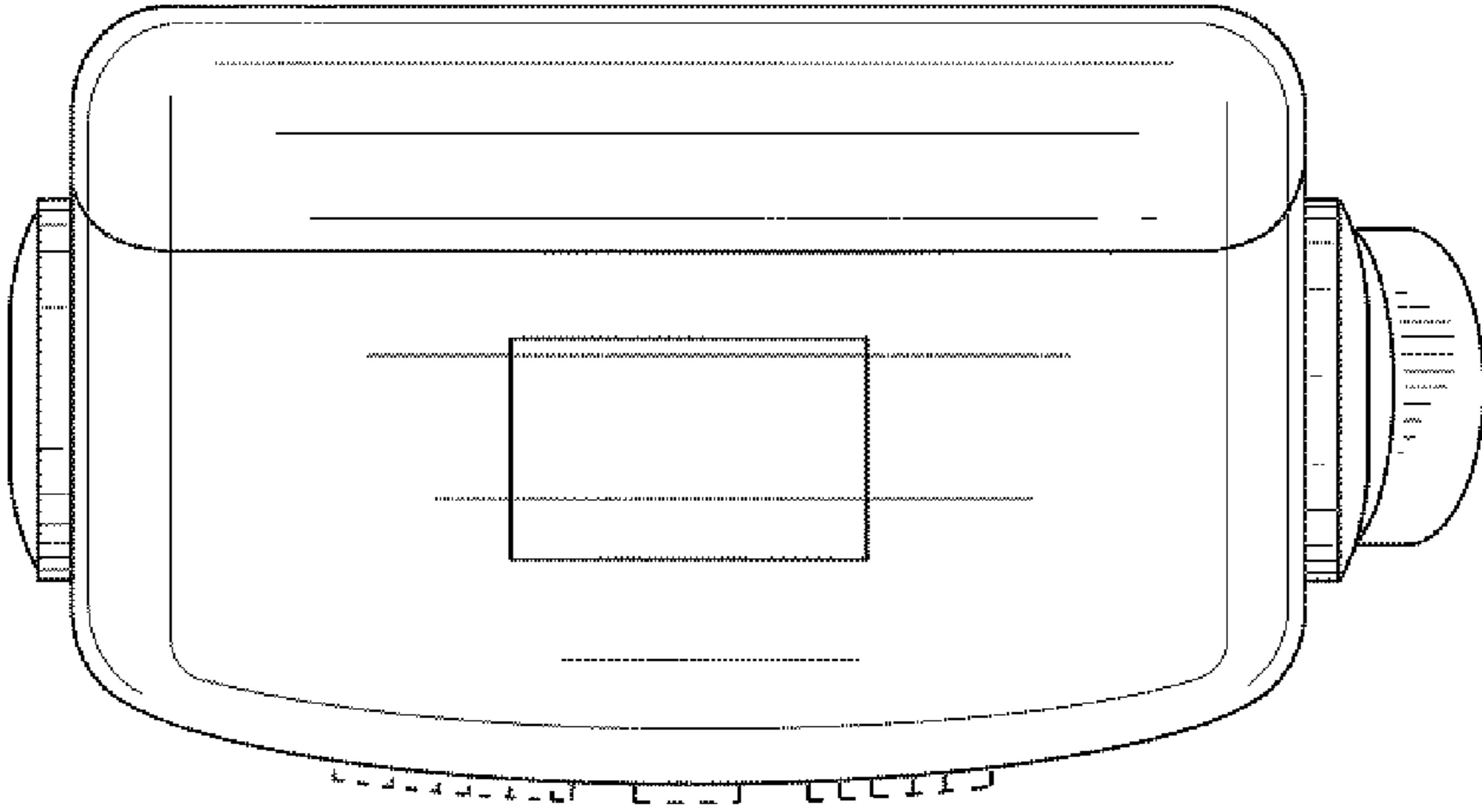


Fig. 7