



US00D652848S

(12) **United States Design Patent**  
**Flanagan et al.**

(10) **Patent No.:** **US D652,848 S**

(45) **Date of Patent:** **\*\* Jan. 24, 2012**

(54) **REFRIGERATION UNIT**

(75) Inventors: **Thomas Flanagan**, Bloomington, MN (US); **Martin Duffy**, Centennial, CO (US); **Scott Pearce**, Forest Lake, MN (US); **Bruce Kranz**, Farmington, MN (US); **Jason McVay**, Minneapolis, MN (US); **Jennifer Christianson**, Minneapolis, MN (US); **Richard Walters**, Cedargrove, WI (US)

(73) Assignee: **Thermo King Corporation**, Minneapolis, MN (US)

(\*\*) Term: **14 Years**

(21) Appl. No.: **29/323,200**

(22) Filed: **Aug. 20, 2008**

(51) **LOC (9) Cl.** ..... **15-07**

(52) **U.S. Cl.** ..... **D15/79; D12/106**

(58) **Field of Classification Search** ..... D15/79, D15/81, 89; D12/101-106, 400, 181; 296/24.35, 296/180.4, 181.6, 51, 22; 62/239, 115, 236  
See application file for complete search history.

(56) **References Cited**

**U.S. PATENT DOCUMENTS**

4,087,125 A \* 5/1978 Stephens ..... 296/24.35  
4,221,421 A \* 9/1980 Bettker et al. .... 296/24.35

4,310,192 A \* 1/1982 Fitzgerald ..... 296/180.4  
4,468,060 A \* 8/1984 FitzGerald et al. .... 296/180.4  
5,161,848 A \* 11/1992 Lutton ..... 296/181.6  
5,222,373 A \* 6/1993 Waldschmidt ..... 62/239  
6,907,747 B2 \* 6/2005 Laizer ..... 62/239  
7,364,050 B2 \* 4/2008 Guard ..... 296/22  
7,406,834 B2 \* 8/2008 Williams ..... 62/115  
7,784,707 B2 \* 8/2010 Witty et al. .... 236/51

\* cited by examiner

*Primary Examiner* — Mitchell Siegel

(74) *Attorney, Agent, or Firm* — Michael Best & Friedrich LLP

(57) **CLAIM**

We claim the ornamental design for a refrigeration unit, as shown and described.

**DESCRIPTION**

FIG. 1 is a front perspective view of a refrigeration unit according to one embodiment of the present invention shown in a position of use on a truck.

FIG. 2 is an enlarged front perspective view of the refrigeration unit of FIG. 1.

FIG. 3 is a front view of the refrigeration of FIG. 2.

FIG. 4 is a top view of the refrigeration unit of FIG. 2.

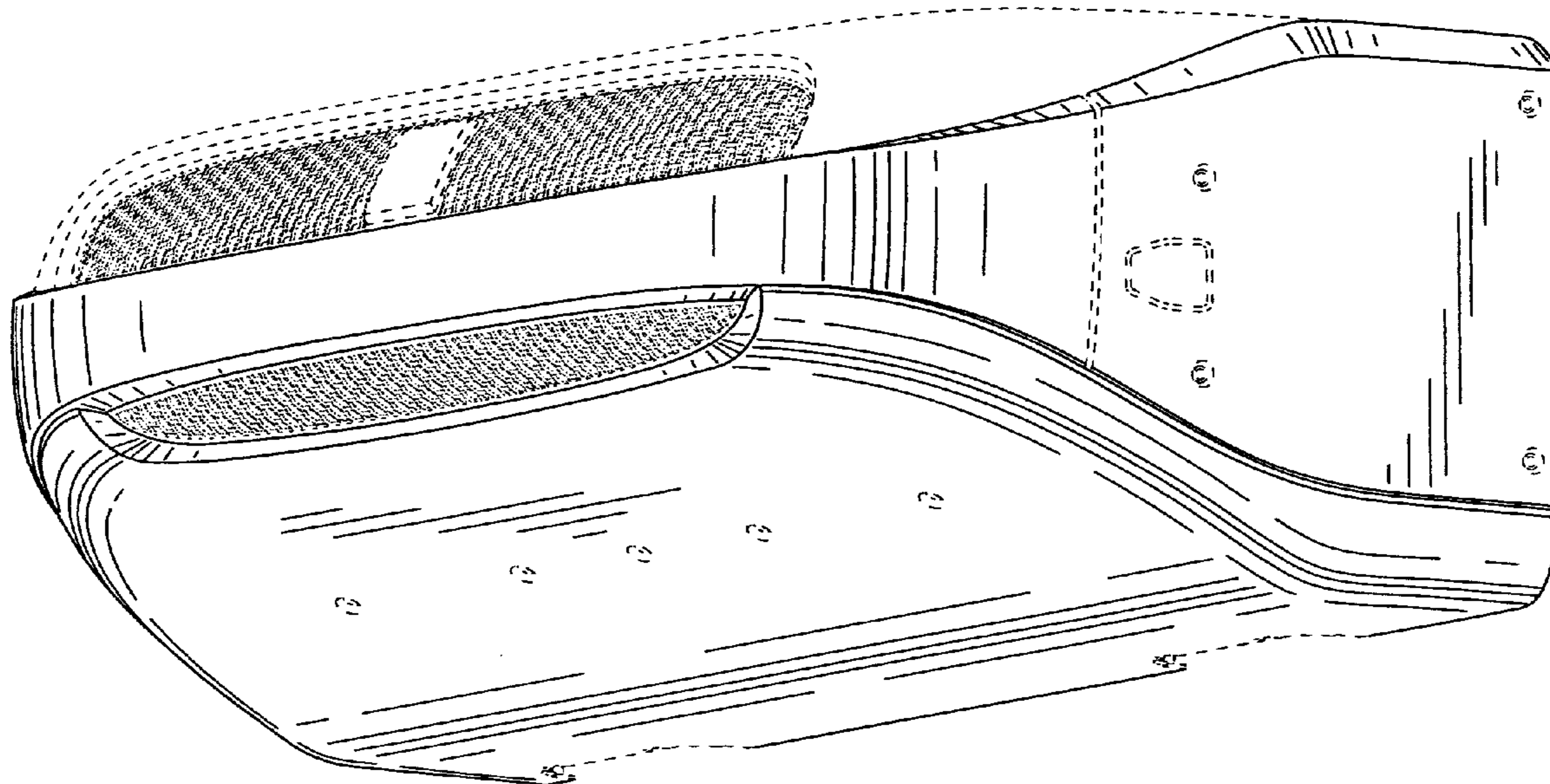
FIG. 5 is a bottom view of the refrigeration unit of FIG. 2.

FIG. 6 is a right side view of the refrigeration unit of FIG. 2; and,

FIG. 7 is a left side view of the refrigeration unit of FIG. 2.

The broken lines showing the environment are for illustrative purposes only and form no part of the claimed design.

**1 Claim, 6 Drawing Sheets**



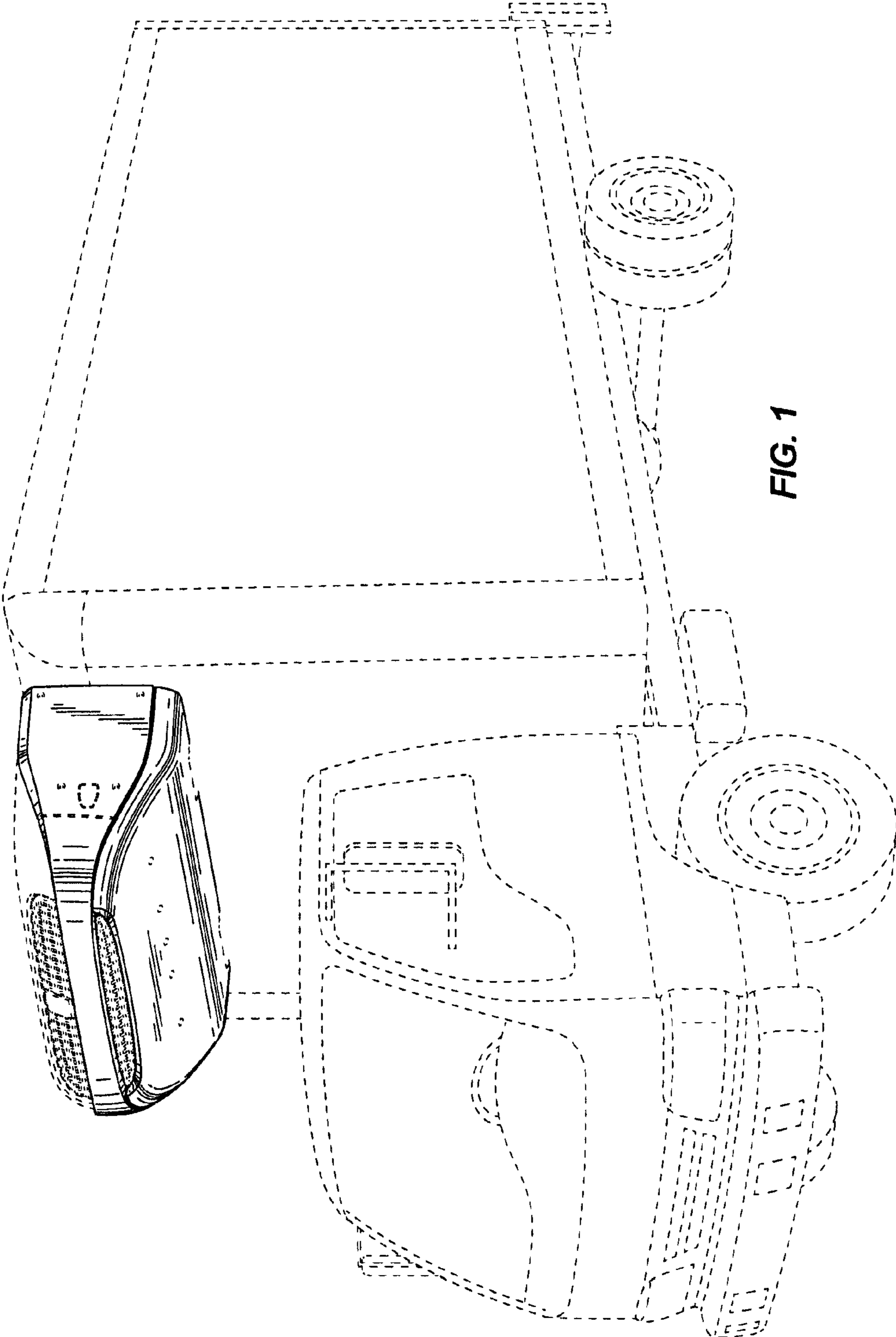


FIG. 1

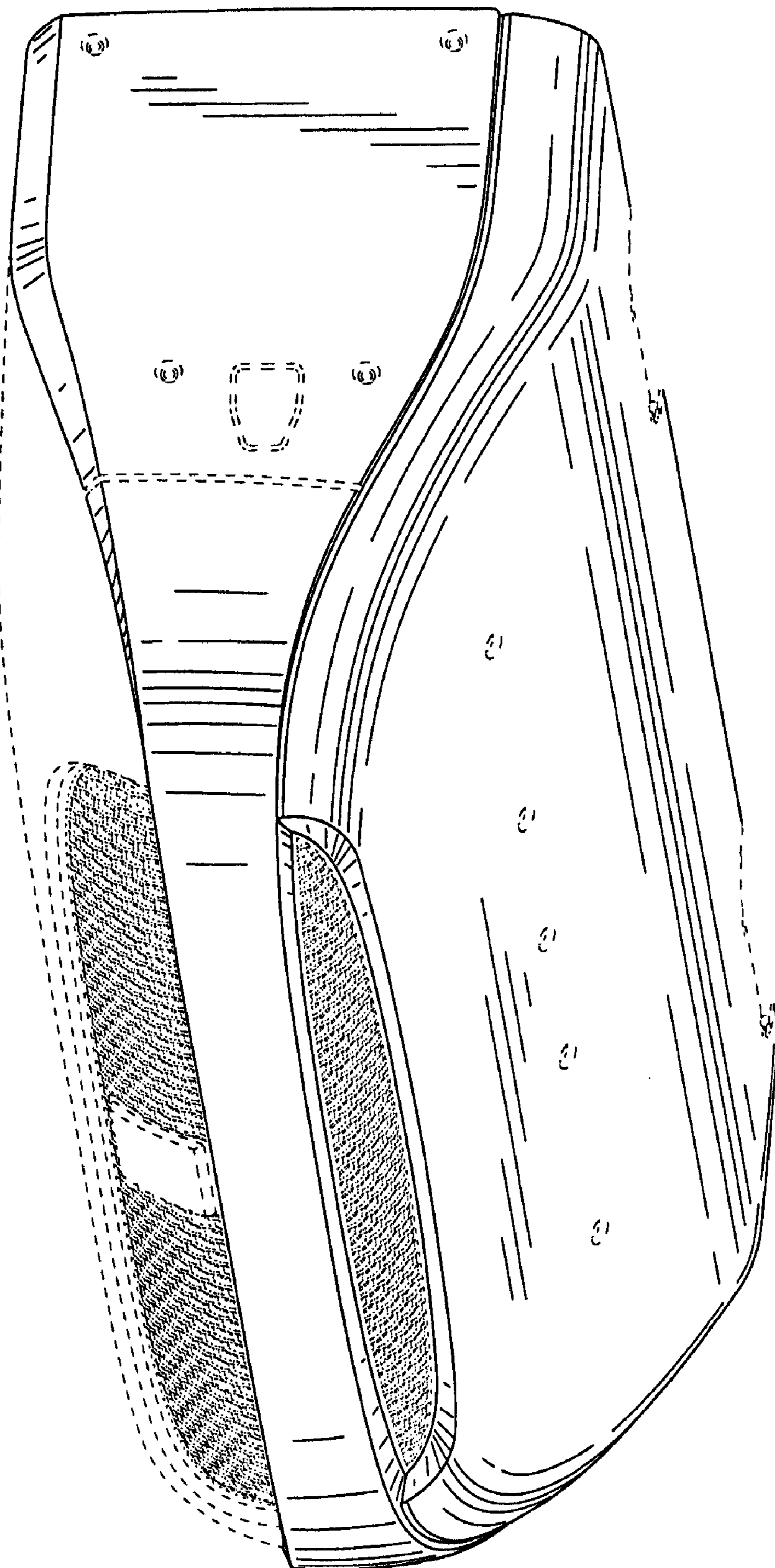


FIG. 2

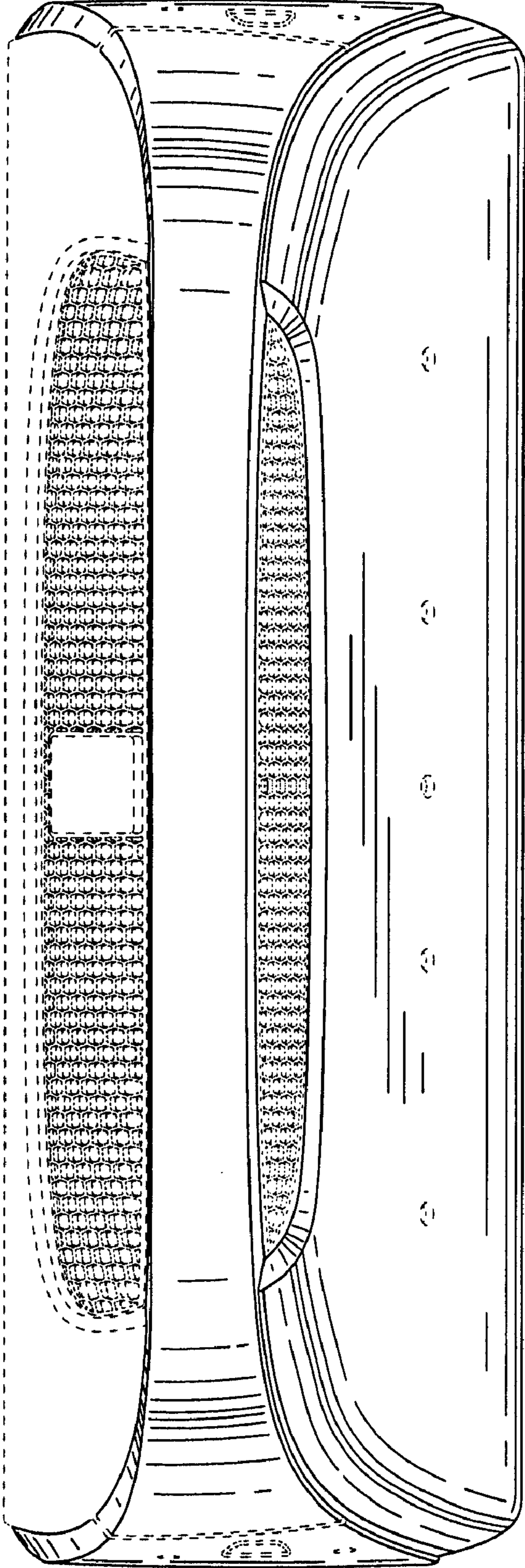


FIG. 3




FIG. 4


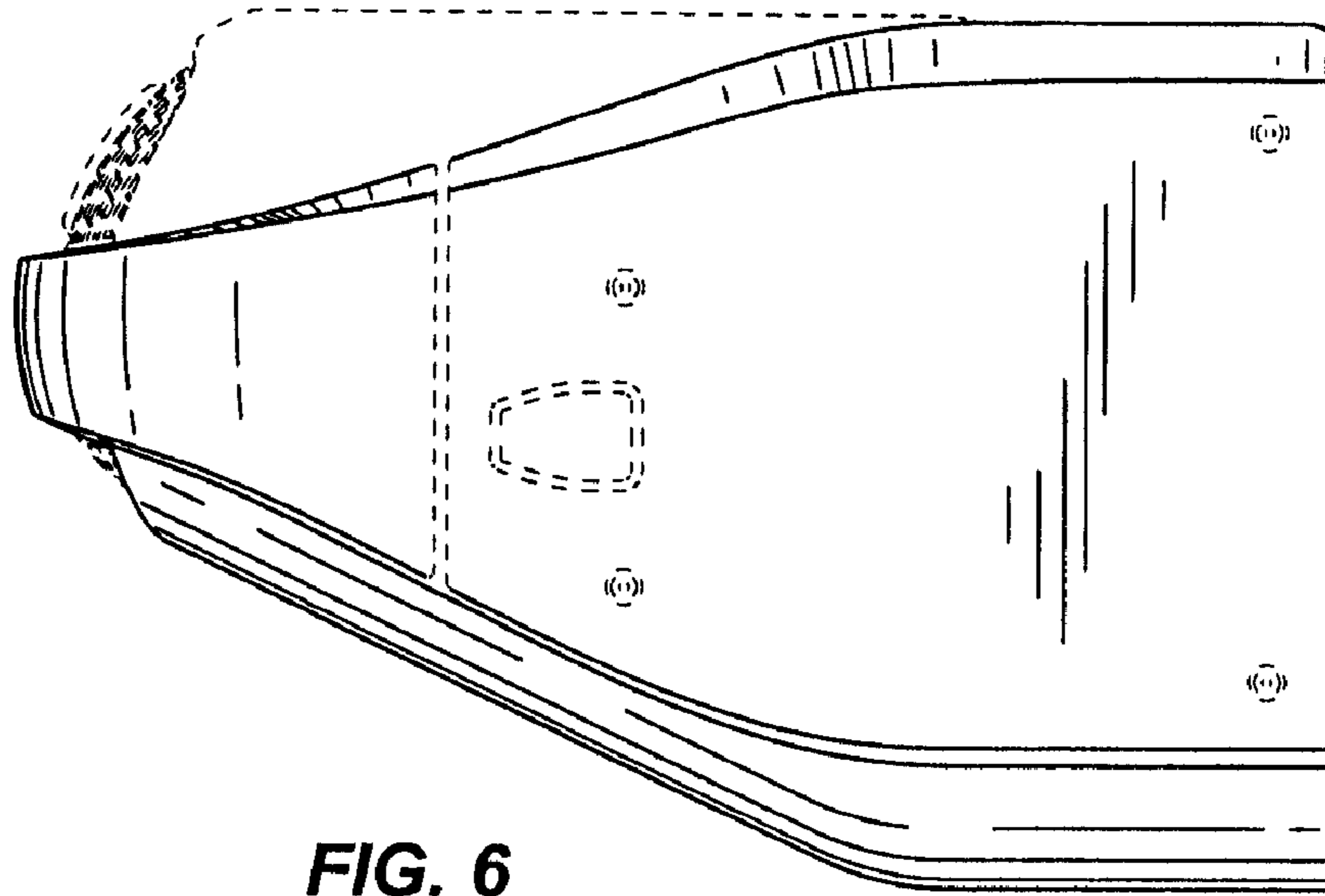
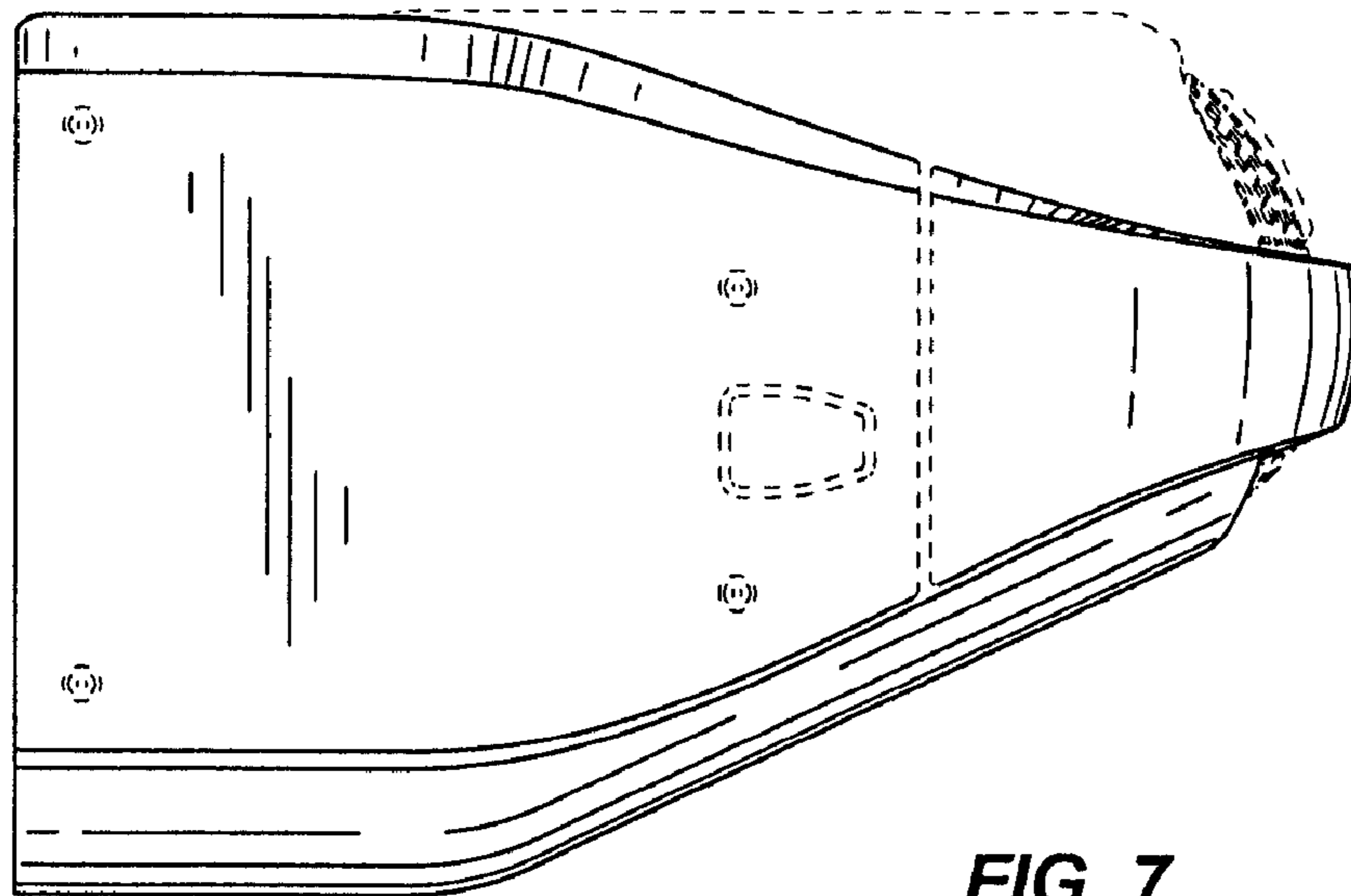


FIG. 5



**FIG. 6**



**FIG. 7**