



US00D652794S

(12) **United States Design Patent**
Christopher et al.

(10) **Patent No.:** **US D652,794 S**
(45) **Date of Patent:** **** Jan. 24, 2012**

(54) **TURBINE**
(75) Inventors: **Theodore J. Christopher**, Brooklyn Park, MN (US); **Anthony R. Booher**, Mission, KS (US)
(73) Assignee: **Verterra Energy Inc.**, Minneapolis, MN (US)

5,664,418 A 9/1997 Walters
5,971,820 A 10/1999 Morales
6,132,172 A 10/2000 Li
6,135,716 A 10/2000 Billdal et al.
6,448,669 B1 9/2002 Elder
7,040,859 B2 5/2006 Kane
7,108,482 B2 9/2006 Chapman
7,198,470 B2 4/2007 Enomoto et al.

(Continued)

(**) Term: **14 Years**

FOREIGN PATENT DOCUMENTS

(21) Appl. No.: **29/378,990**

EP 0 439 267 3/1994

(22) Filed: **Nov. 12, 2010**

OTHER PUBLICATIONS

(51) **LOC (9) Cl.** **13-01**
(52) **U.S. Cl.** **D13/115**
(58) **Field of Classification Search** D13/115, D13/118, 122, 199; D12/344, 345; D15/1, D15/5, 7, 199; D21/443, 444, 458; 290/52, 290/54, 55; 415/199.4, 916; 416/24, 31, 416/37, 38, 132 B, 132 R, 141, 142, 176, 416/177, 186 R, 196 A, 223 A
See application file for complete search history.

Pacella, Rena Marie, 'Invention Awards: A Fish-Friendly Tidal Turbine' [online]. Popular Science, May 20, 2010, 3 pages [retrieved on Nov. 15 2010]. Retrieved from the Internet: <URL: <http://www.popsci.com/diy/article/2010-05/invention-awards-fish-friendly-tidal-turbine>>.

(Continued)

Primary Examiner — Derrick Holland
(74) *Attorney, Agent, or Firm* — Fish & Richardson P.C.

(56) **References Cited**

(57) **CLAIM**
The ornamental design for a turbine, as shown and described.

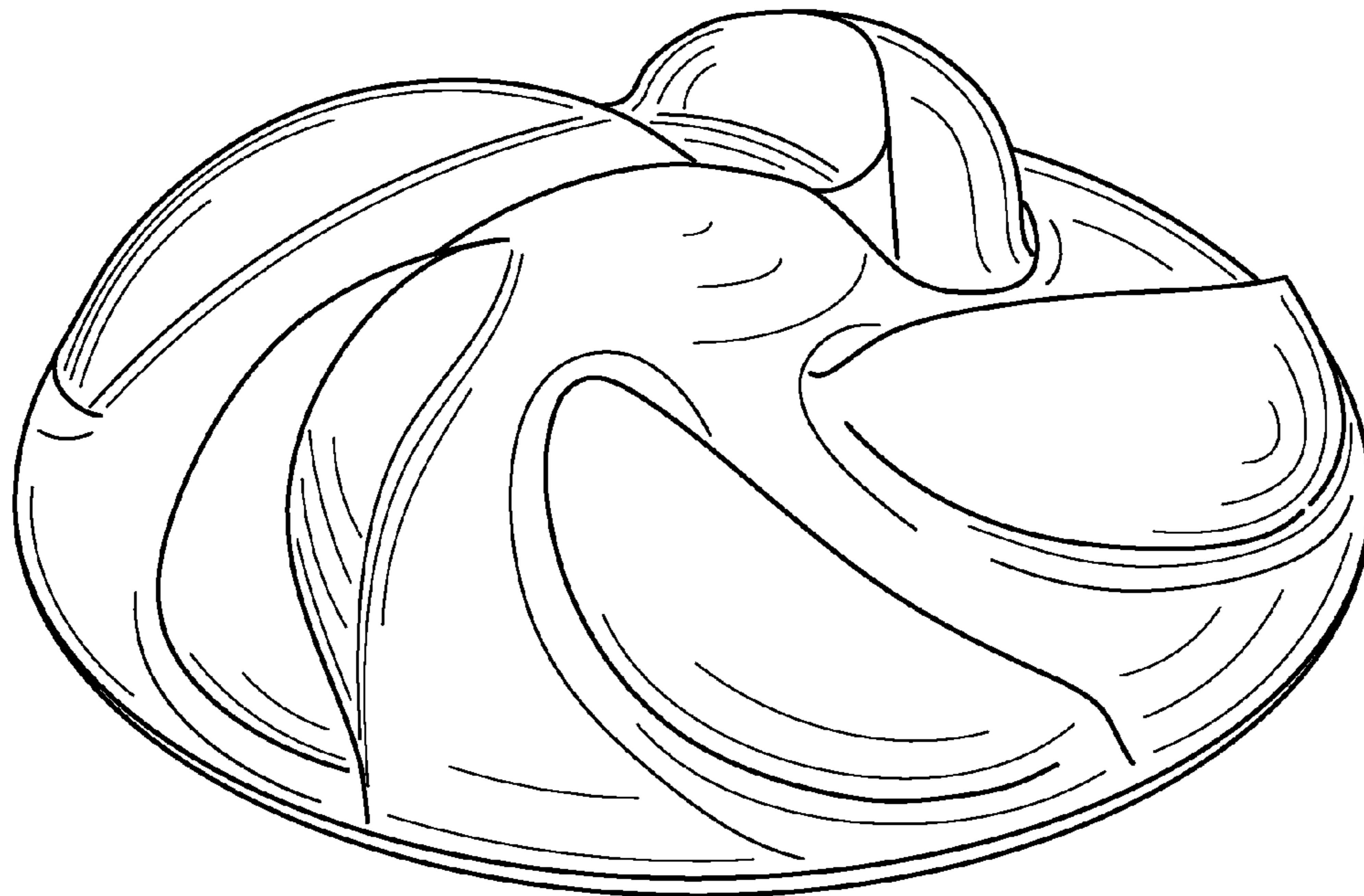
U.S. PATENT DOCUMENTS

DESCRIPTION

1,027,501 A 5/1912 Pearson
4,289,971 A 9/1981 Ueda
4,368,392 A 1/1983 Drees
4,416,584 A 11/1983 Norquest
4,664,596 A 5/1987 Wood
4,686,376 A 8/1987 Retz
4,958,986 A 9/1990 Boussuges
5,137,417 A 8/1992 Lund
5,252,029 A 10/1993 Barnes
D368,480 S * 4/1996 Thirumalaisamy et al. D15/5
D377,199 S * 1/1997 Vermy D21/443

FIG. 1 is a perspective view of a turbine.
FIG. 2 is a top plan view of the turbine of FIG. 1.
FIG. 3 is a front elevation view of the turbine of FIG. 1.
FIG. 4 is a right elevation view of the turbine of FIG. 1.
FIG. 5 is a rear elevation view of the turbine of FIG. 1.
FIG. 6 is a left elevation view of the turbine of FIG. 1; and,
FIG. 7 is a bottom plan view of the turbine of FIG. 1.

1 Claim, 4 Drawing Sheets



US D652,794 S

Page 2

U.S. PATENT DOCUMENTS

D543,495 S * 5/2007 Williams D12/345
7,284,949 B2 10/2007 Haworth
D554,546 S * 11/2007 Hart D10/59
D564,042 S * 3/2008 Roy D21/443
7,341,424 B2 3/2008 Dial
7,344,353 B2 3/2008 Naskali et al.
7,441,988 B2 10/2008 Manchester
7,471,009 B2 12/2008 Davis et al.
D587,195 S * 2/2009 van Wijck D13/115
7,492,054 B2 2/2009 Catlin
7,494,315 B2 2/2009 Hart
7,498,683 B2 3/2009 Landwehr
D594,818 S * 6/2009 Doucet D13/115
7,573,148 B2 8/2009 Nica
7,728,454 B1 6/2010 Anderson, Jr.
7,736,127 B1 6/2010 Carr
7,791,214 B2 9/2010 Hill

2003/0053909 A1 3/2003 O'Hearen
2005/0285407 A1 12/2005 Davis et al.
2006/0198724 A1 9/2006 Bertony
2006/0233647 A1 10/2006 Saunders
2009/0194997 A1 8/2009 Stabins

OTHER PUBLICATIONS

Images [online]. BioPower Systems, Australia, 2 pages [retrieved on Nov. 15, 2010]. Retrieved from the Internet: <URL: <http://www.biopowersystems.com/images.php>>.

'Pelamis WEC' [online]. Pelamis Wave Power, 1 page [retrieved on Nov. 15 2010]. Retrieved from the Internet: <URL: <http://www.pelamiswave.com/our-technology/pelamis-wec>>.

Free Flow System [online]. Verdant Power, 2009, 2 pages [retrieved on Nov. 15, 2010]. Retrieved from the Internet: <URL: <http://verdantpower.com/what-systemsint/>>.

* cited by examiner




FIG. 1




FIG. 2

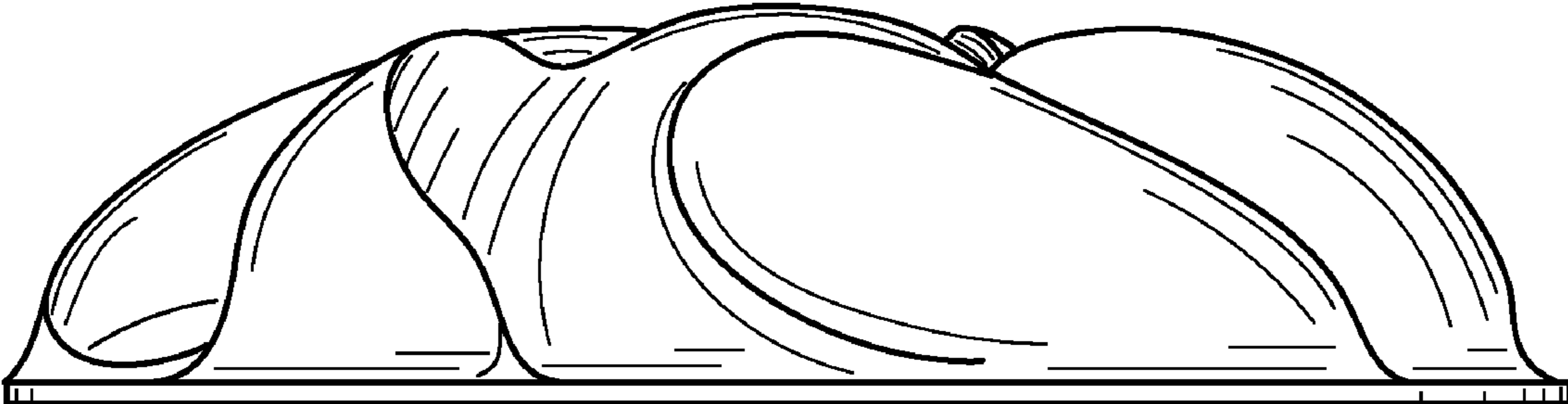


FIG. 3




FIG. 4

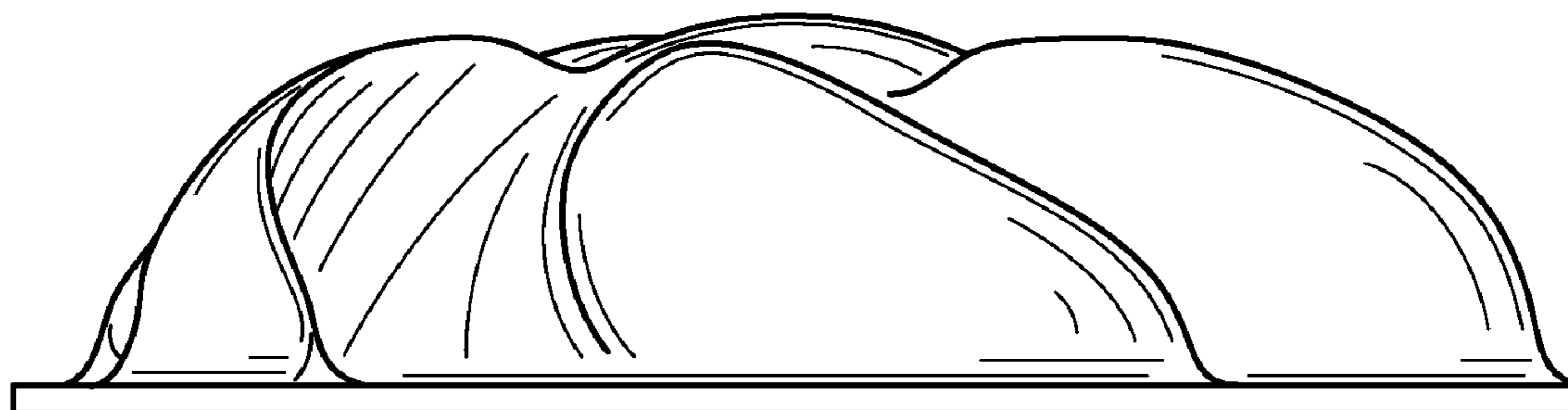


FIG. 5

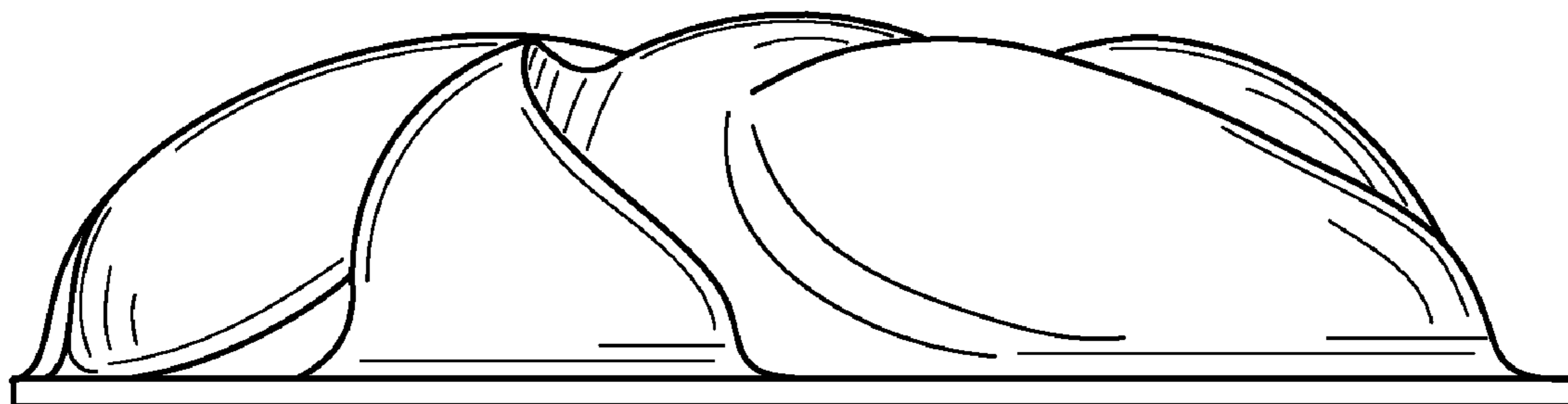


FIG. 6



FIG. 7