



US00D652773S

(12) **United States Design Patent**  
**Kitajima et al.**

(10) **Patent No.:** **US D652,773 S**  
(45) **Date of Patent:** **\*\* Jan. 24, 2012**

(54) **INSTRUMENT PANEL FOR AN  
AUTOMOBILE**

(75) Inventors: **Yoshiya Kitajima**, Saitama (JP); **Naoya  
Chinzai**, Saitama (JP)

(73) Assignee: **Honda Motor Co., Ltd**, Tokyo (JP)

(\*\*) Term: **14 Years**

(21) Appl. No.: **29/391,715**

(22) Filed: **May 12, 2011**

(30) **Foreign Application Priority Data**

Nov. 15, 2010 (JP) ..... 2010-027419

(51) **LOC (9) Cl.** ..... **12-16**

(52) **U.S. Cl.** ..... **D12/192**

(58) **Field of Classification Search** ..... D12/192,  
D12/415, 110, 114; 180/90; 296/190.01–190.09,  
296/191, 70; 280/750–752; D15/17, 28;  
D10/46, 98, 102–103, 122–127

See application file for complete search history.

(56) **References Cited**

**U.S. PATENT DOCUMENTS**

D389,798 S \* 1/1998 Ma et al. .... D12/192  
D464,008 S \* 10/2002 Siegert et al. .... D12/192

D499,998 S \* 12/2004 Tanaka et al. .... D12/192  
D519,893 S \* 5/2006 Kabayama et al. .... D12/192  
D549,628 S \* 8/2007 Esaki et al. .... D12/192  
D558,656 S \* 1/2008 Tanaka et al. .... D12/192  
D560,150 S \* 1/2008 Honma et al. .... D12/192  
D641,673 S \* 7/2011 Zimmermann et al. .... D12/192

\* cited by examiner

*Primary Examiner* — Caron D Veynar

*Assistant Examiner* — Katrina A Betton

(74) *Attorney, Agent, or Firm* — Westerman, Hattori,  
Daniels & Adrian, LLP

(57) **CLAIM**

The ornamental design for, an instrument panel for an auto-  
mobile, as shown and described.

**DESCRIPTION**

FIG. 1 is a perspective view of an instrument panel for an  
automobile, showing our new design;  
FIG. 2 is a front elevation view thereof;  
FIG. 3 is a top plan view thereof;  
FIG. 4 is a right side elevation view thereof; and,  
FIG. 5 is a left side elevation view thereof.  
The broken lines are for illustrative purposes only and form  
no part of the claimed design.

**1 Claim, 3 Drawing Sheets**

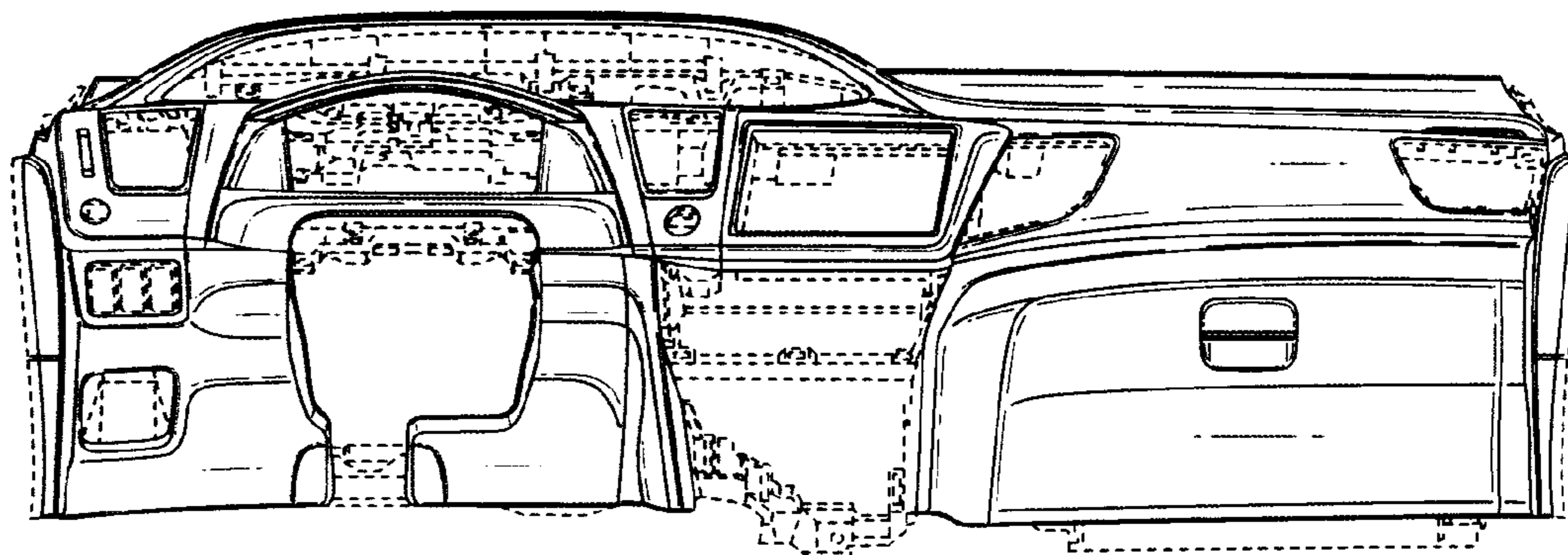


Fig.1

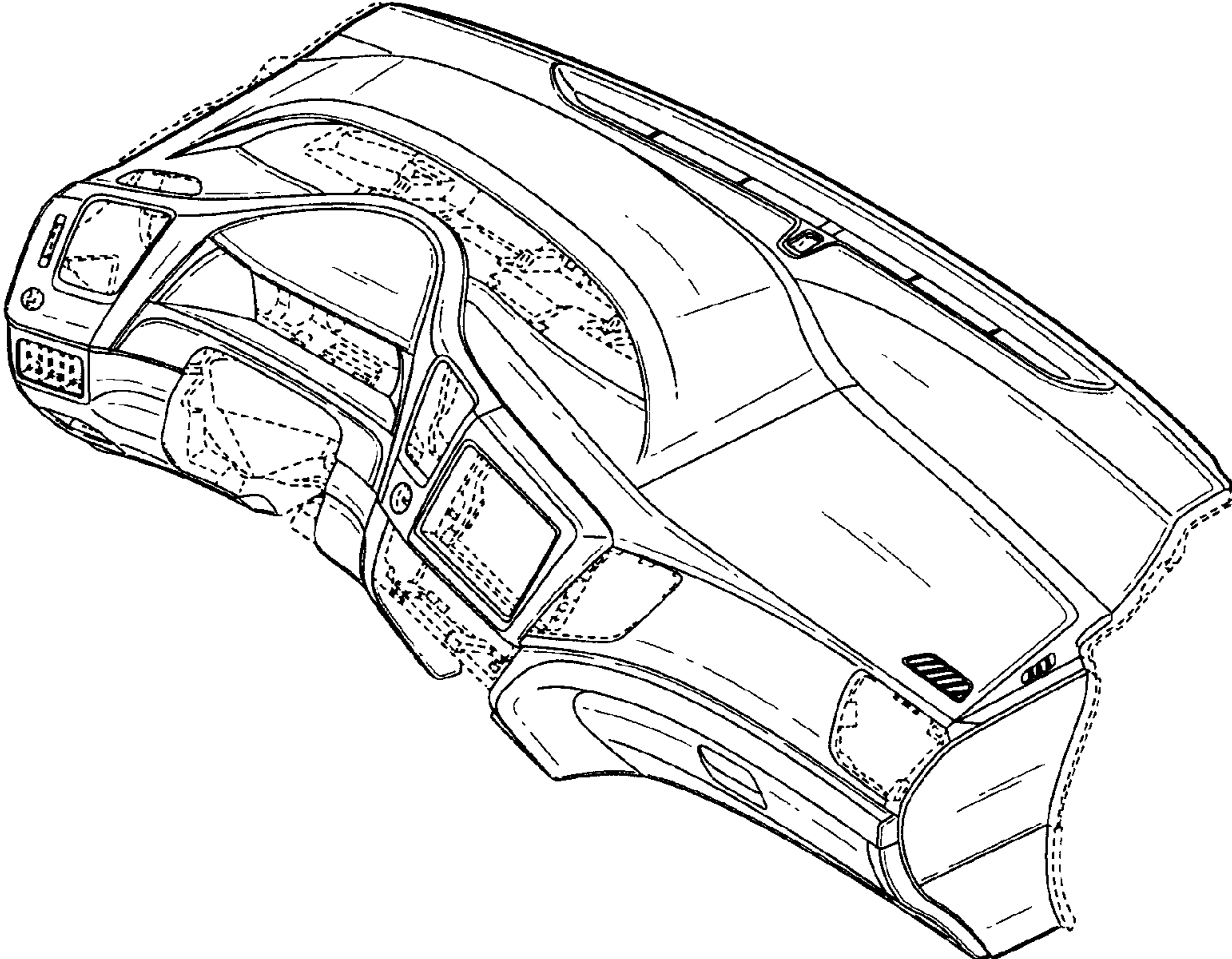


Fig.2

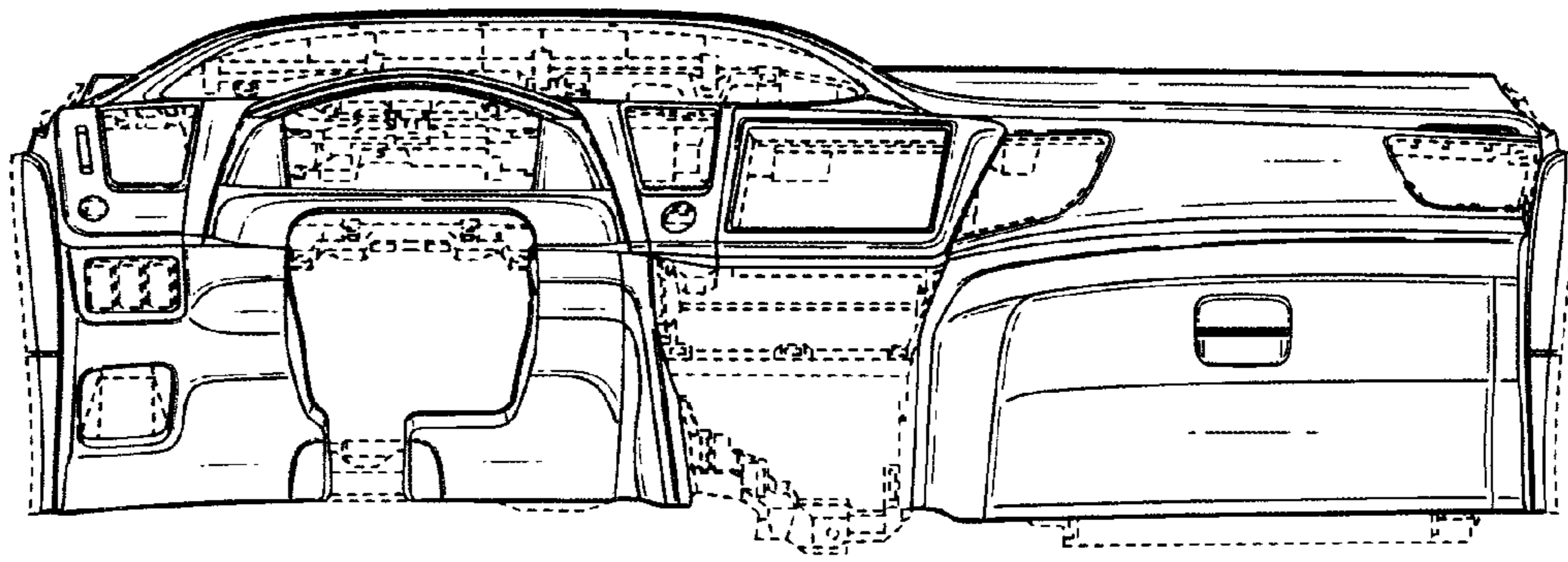


Fig.3

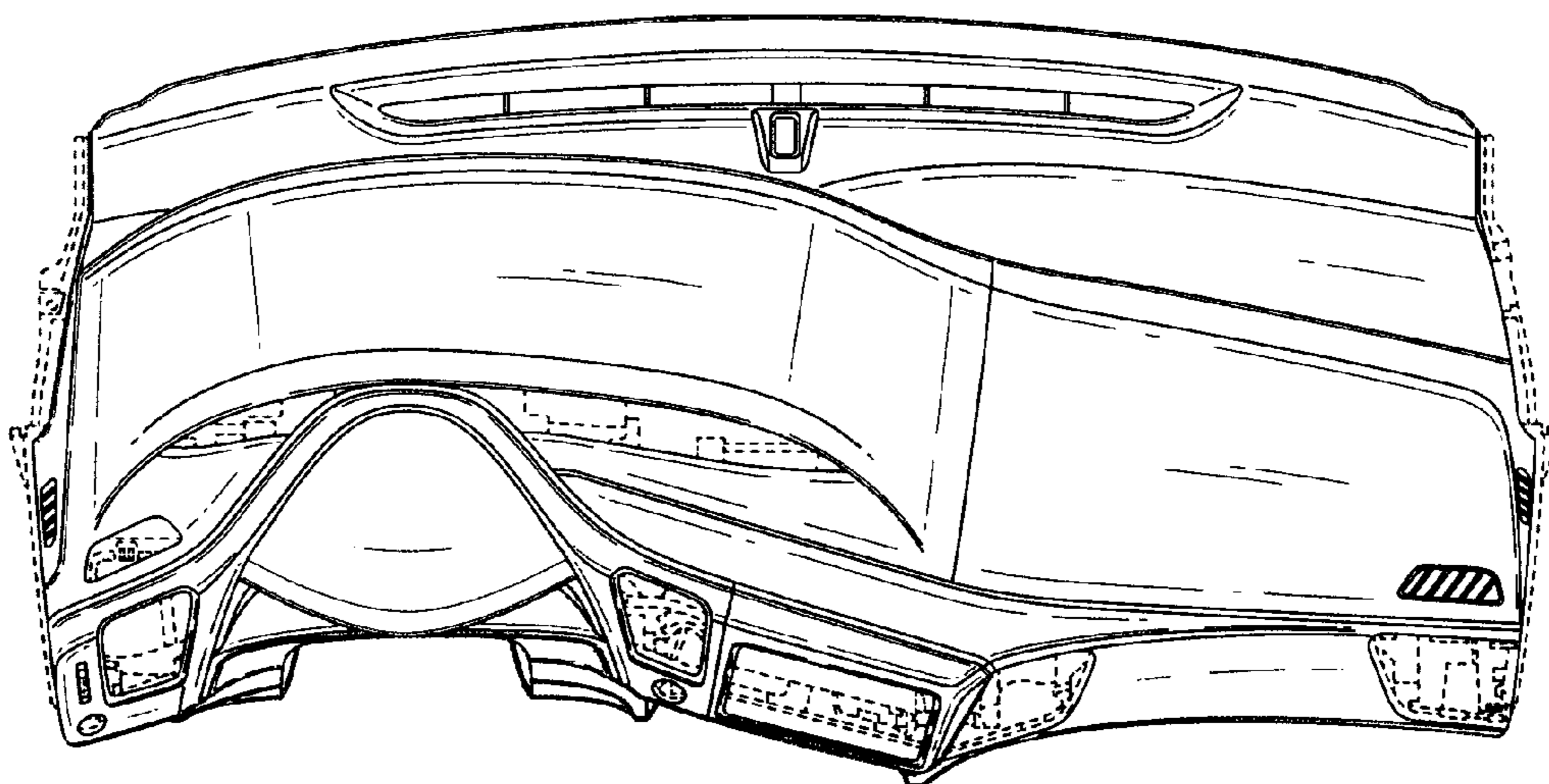


Fig.4

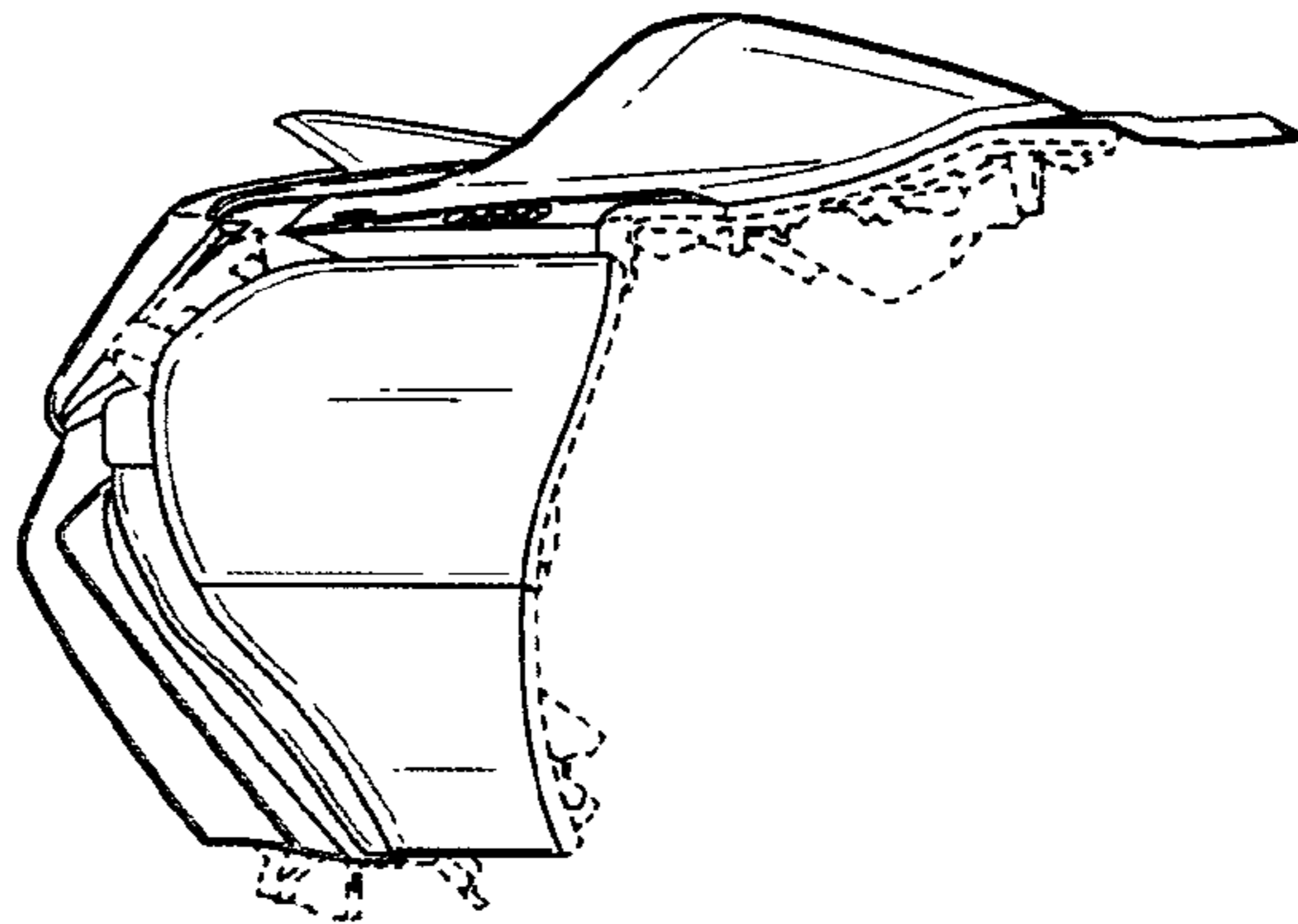


Fig.5

