



US00D652764S

(12) **United States Design Patent**  
**Cadigan**

(10) **Patent No.:** **US D652,764 S**

(45) **Date of Patent:** **\*\* Jan. 24, 2012**

(54) **WOODEN CROSS**

(76) **Inventor:** **J. Dennis Cadigan**, Brick, NJ (US)

(\*\*) **Term:** **14 Years**

(21) **Appl. No.:** **29/392,092**

(22) **Filed:** **May 17, 2011**

(51) **LOC (9) Cl.** ..... **11-02**

(52) **U.S. Cl.** ..... **D11/157**

(58) **Field of Classification Search** ..... D11/81,  
D11/96, 122, 125, 131, 157, 160-161, 163;  
D99/17, 25-27; D19/96-97; D20/41; 235/123;  
428/3; 434/246; 312/33; 40/409-410; 248/346.03,  
248/473; 206/19

See application file for complete search history.

(56) **References Cited**

**U.S. PATENT DOCUMENTS**

D67,289 S *	5/1925	Ladewich	.....	D99/23
D133,983 S *	10/1942	Ladewich	.....	D11/157
2,355,154 A *	8/1944	Goudreau	.....	428/3
D256,398 S *	8/1980	Mitchell	.....	D99/25
D365,781 S *	1/1996	Osborn	.....	D11/96

D563,828 S *	3/2008	Meijer	.....	D11/163
D578,275 S *	10/2008	Shantz et al.	.....	D99/17
D589,225 S *	3/2009	Wilburn	.....	D99/25
D590,574 S *	4/2009	Pawlik	.....	D99/27

\* cited by examiner

*Primary Examiner* — T. Chase Nelson

*Assistant Examiner* — Michelle E Wilson

(74) *Attorney, Agent, or Firm* — Arthur M. Peslak; Gertner Mandel & Peslak, LLC


(57) **CLAIM**

The ornamental design for a wooden cross, as shown and described.

**DESCRIPTION**

FIG. 1 is a perspective view of the present invention.  
FIG. 2 is a front elevational view of the present invention.  
FIG. 3 is a rear elevational view of the present invention.  
FIG. 4 is a side elevational view of the present invention.  
FIG. 5 is a side elevational view of the present invention.  
FIG. 6 is a top plan view of the present invention; and,  
FIG. 7 is a bottom plan view of the present invention.

**1 Claim, 5 Drawing Sheets**



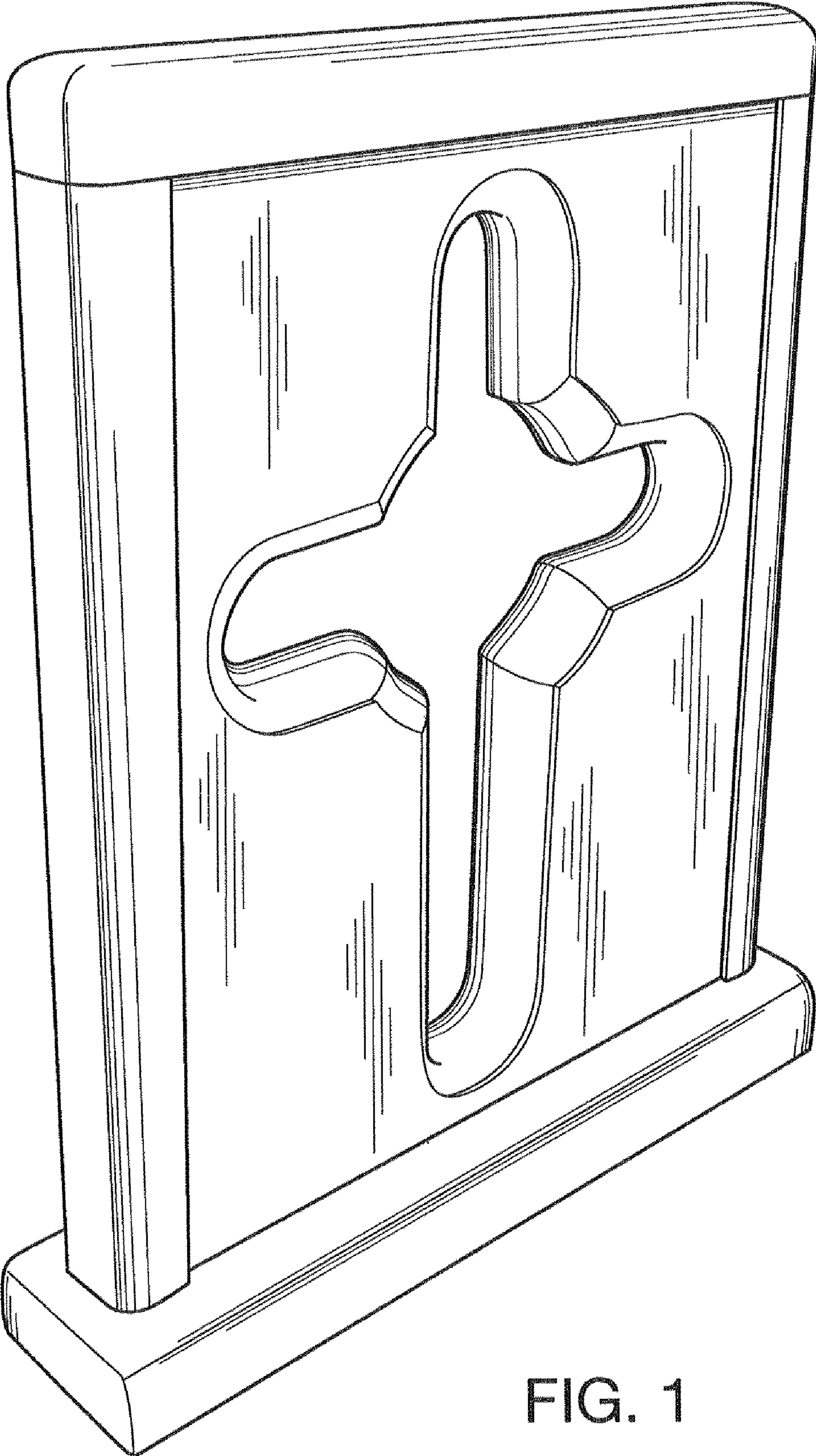


FIG. 1




FIG. 2




FIG. 3

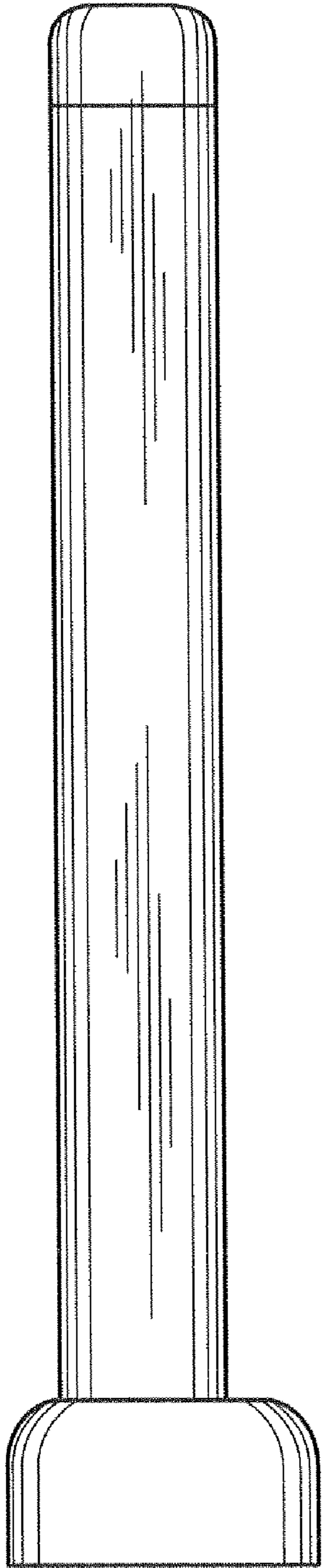


FIG. 4

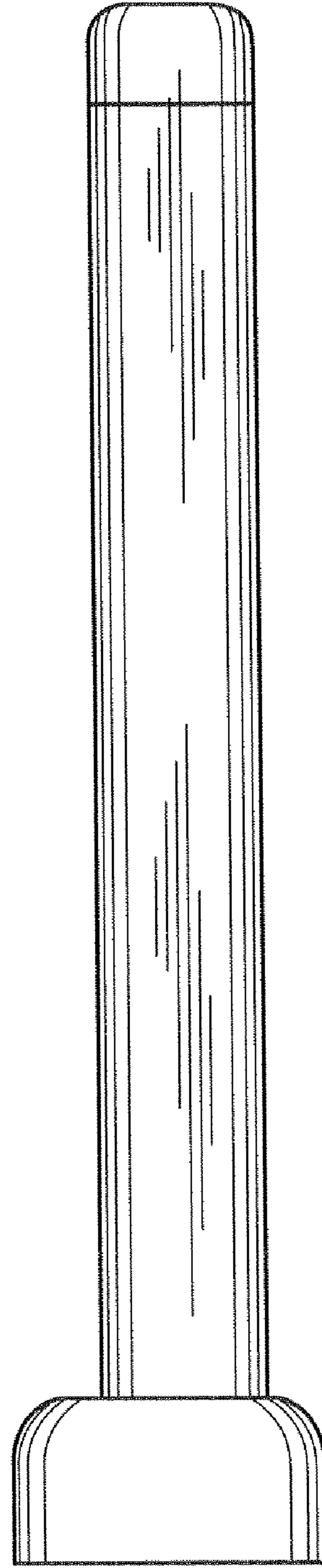


FIG. 5




FIG. 6




FIG. 7