



US00D652757S

(12) **United States Design Patent**
Aug et al.

(10) **Patent No.:** **US D652,757 S**
(45) **Date of Patent:** **** Jan. 24, 2012**

(54) **VARIABLE NECKWEAR WITH ORNAMENTAL ENDS**
(76) Inventors: **Lise Ann Aug**, New York, NY (US);
Lisa Bari Silverman, Glencoe, IL (US)
(**) Term: **14 Years**
(21) Appl. No.: **29/338,820**
(22) Filed: **Jun. 18, 2009**
(51) **LOC (9) Cl.** **11-01**
(52) **U.S. Cl.** **D11/5**
(58) **Field of Classification Search** D11/5,
D11/7-11, 17, 43-45, 48, 49, 79, 40, 41,
D11/42; 63/3, 4, 12, 13, 15, 37, 38, 18, 19,
63/20, 1.11, 14.1, 14.2, 3.1, 3.2, 21; D3/207-211;
D2/500, 501, 607; 35/156, 159; D16/300-342
See application file for complete search history.

D267,159 S * 12/1982 Borofsky et al. D11/5
D273,284 S * 4/1984 Szabo
D291,894 S * 9/1987 Weisenfeld et al. D16/339
D393,229 S * 4/1998 Milner
D396,000 S * 7/1998 Cornelius D8/373
D396,199 S * 7/1998 Chang
5,974,830 A 11/1999 Colero
D418,774 S * 1/2000 Kalbach D11/7
D426,788 S * 6/2000 Wieck D11/7
D437,609 S * 2/2001 Riley D16/339
D453,702 S * 2/2002 Hill
D455,097 S * 4/2002 Salvarani
D516,933 S * 3/2006 Armani
D517,938 S * 3/2006 Lawlor
D518,403 S * 4/2006 Armani D11/7

(Continued)

Primary Examiner — Cynthia Ramirez
(74) *Attorney, Agent, or Firm* — QuickPatents, Inc.; Kevin Prince

(57) **CLAIM**
We claim the ornamental design for variable neckwear with ornamental ends, as shown and described.

(56) **References Cited**

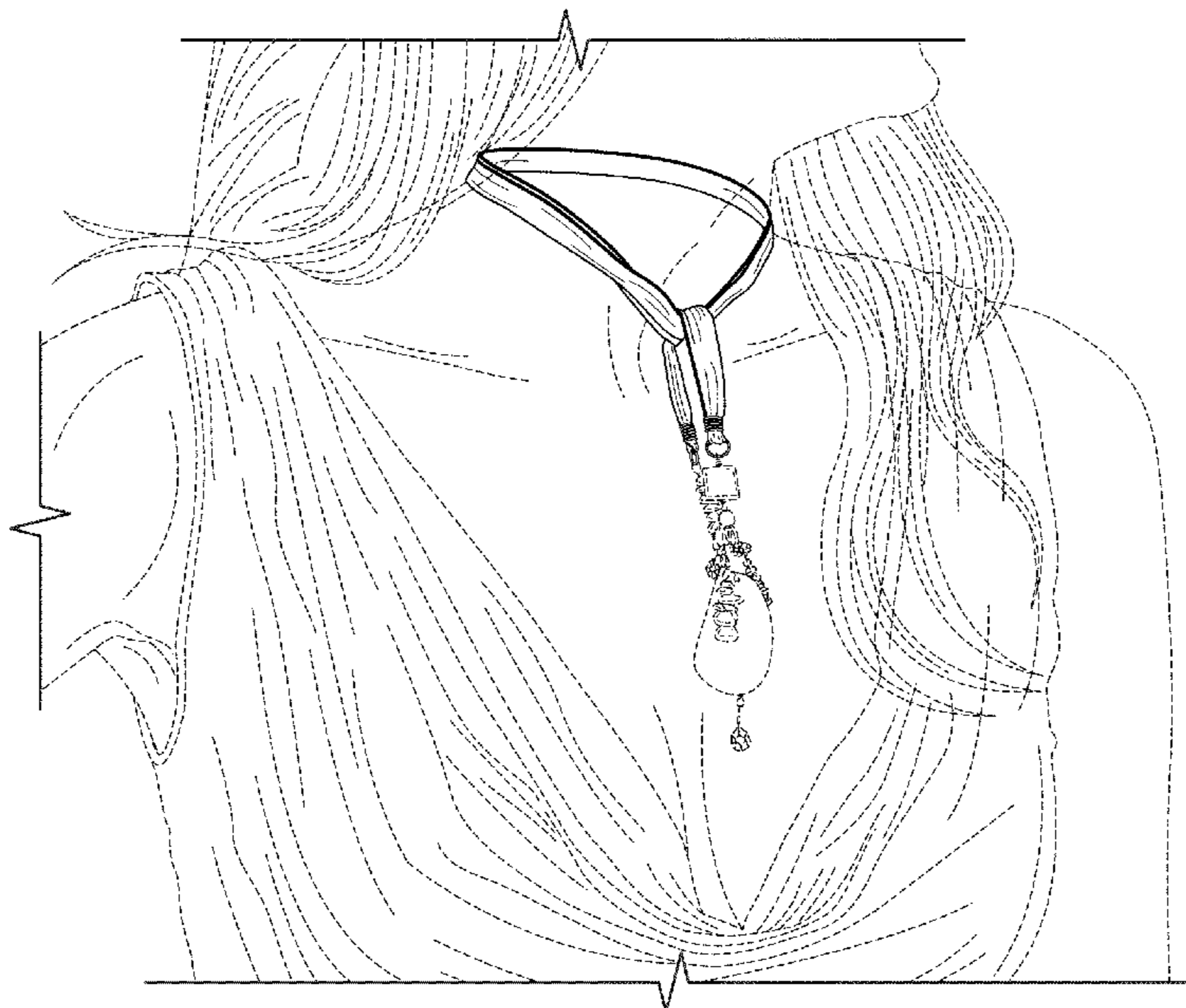
U.S. PATENT DOCUMENTS

30,969 A * 12/1860 Hews 24/521
118,294 A * 8/1871 Stevens 63/21
1,059,520 A * 4/1913 Blomstrom
1,077,025 A * 10/1913 Whitehead
D81,019 S * 4/1930 Reichert
D140,109 S * 1/1945 Pierce
D153,153 S * 3/1949 Kramer
2,896,217 A * 7/1959 Cedarstaff 2/150
D185,852 S * 8/1959 McFadyen D16/339
3,187,396 A * 6/1965 Carroll 24/115 R
D204,298 S * 4/1966 Steinman
D237,732 S * 11/1975 Roberts
D245,728 S * 9/1977 Rials
D250,007 S * 10/1978 Kleiner
D253,437 S * 11/1979 Jensen
D263,937 S * 4/1982 Gordan

DESCRIPTION

FIG. 1 is a perspective view of variable neckwear with ornamental ends, showing our new design;
FIG. 2 is a bottom plan view of the invention;
FIG. 3 is a top plan view of the invention;
FIG. 4 is a right-side elevational view of the invention;
FIG. 5 is a left-side elevational view of the invention;
FIG. 6 is a front elevational view of the invention; and,
FIG. 7 is a rear elevational view of the invention.
The broken lines showing a person and jewels in FIG. 1 are included for the purpose of illustrating the invention in use, and form no part of the claimed design.

1 Claim, 2 Drawing Sheets



US D652,757 S

Page 2

U.S. PATENT DOCUMENTS

D536,364 S *	2/2007	Kalbach	D16/339	D629,835 S *	12/2010	Rayborn, Jr.	D16/339
D607,919 S *	1/2010	Williams	D16/339	2007/0039352 A1 *	2/2007	Wang	63/13
D617,230 S *	6/2010	Johnson	D11/3	2008/0264103 A1 *	10/2008	Upton Young	63/3.1

* cited by examiner

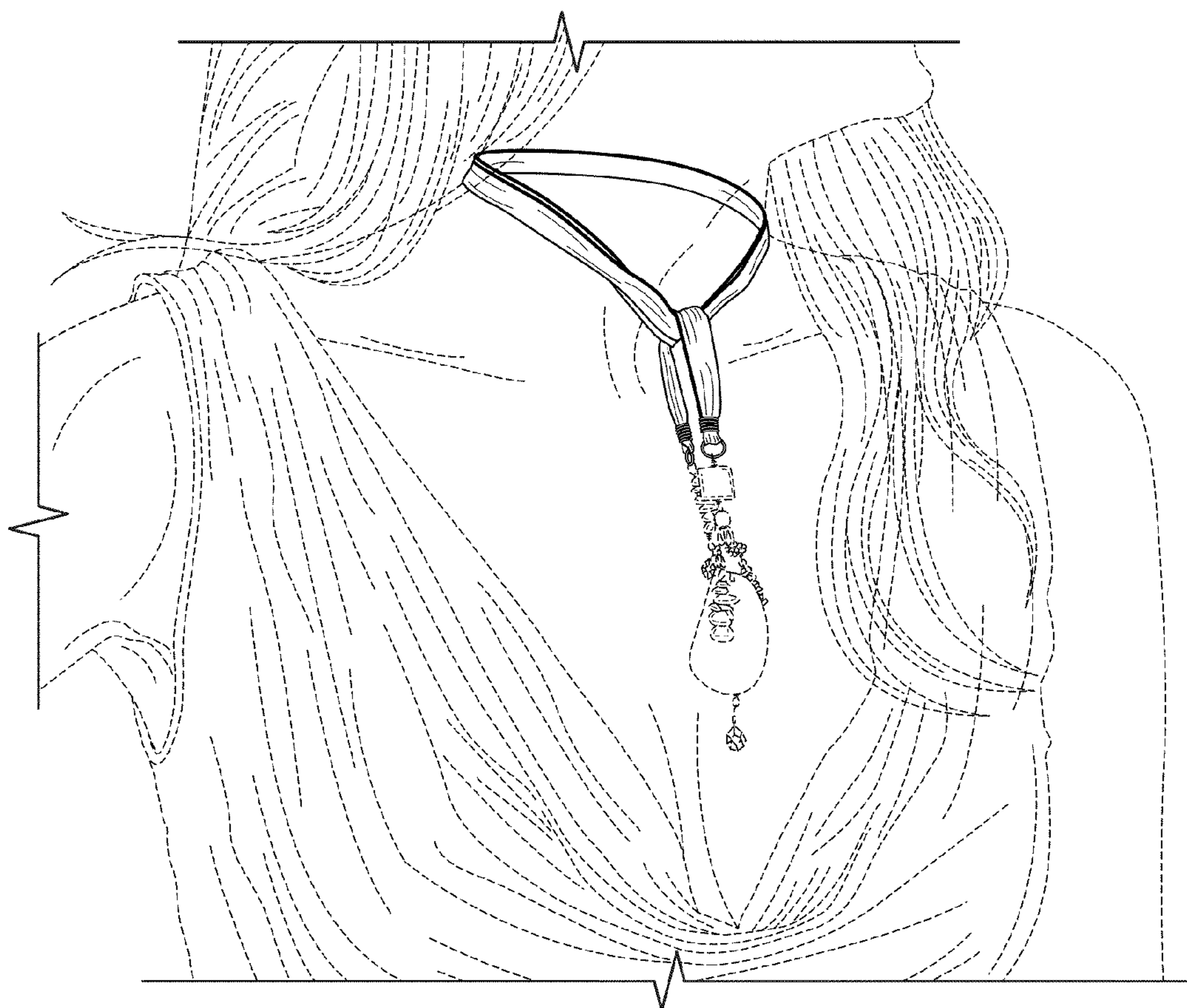


FIG. 1

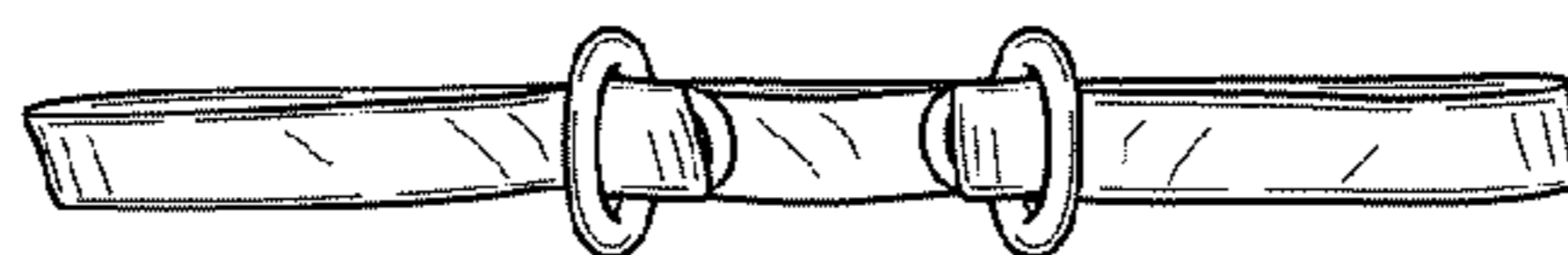


FIG. 2



FIG. 3

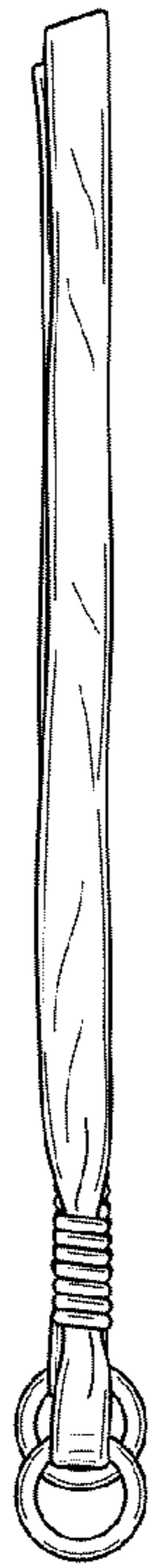


FIG. 4

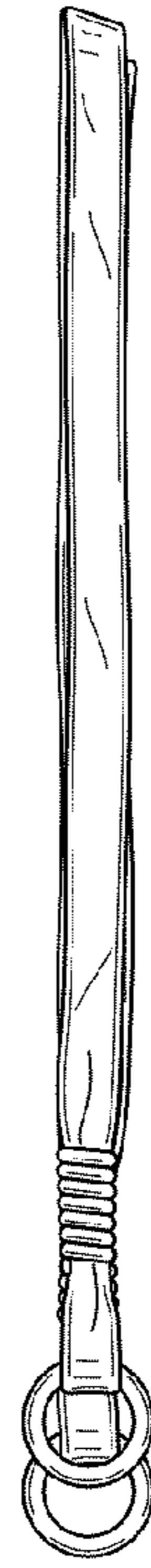


FIG. 5

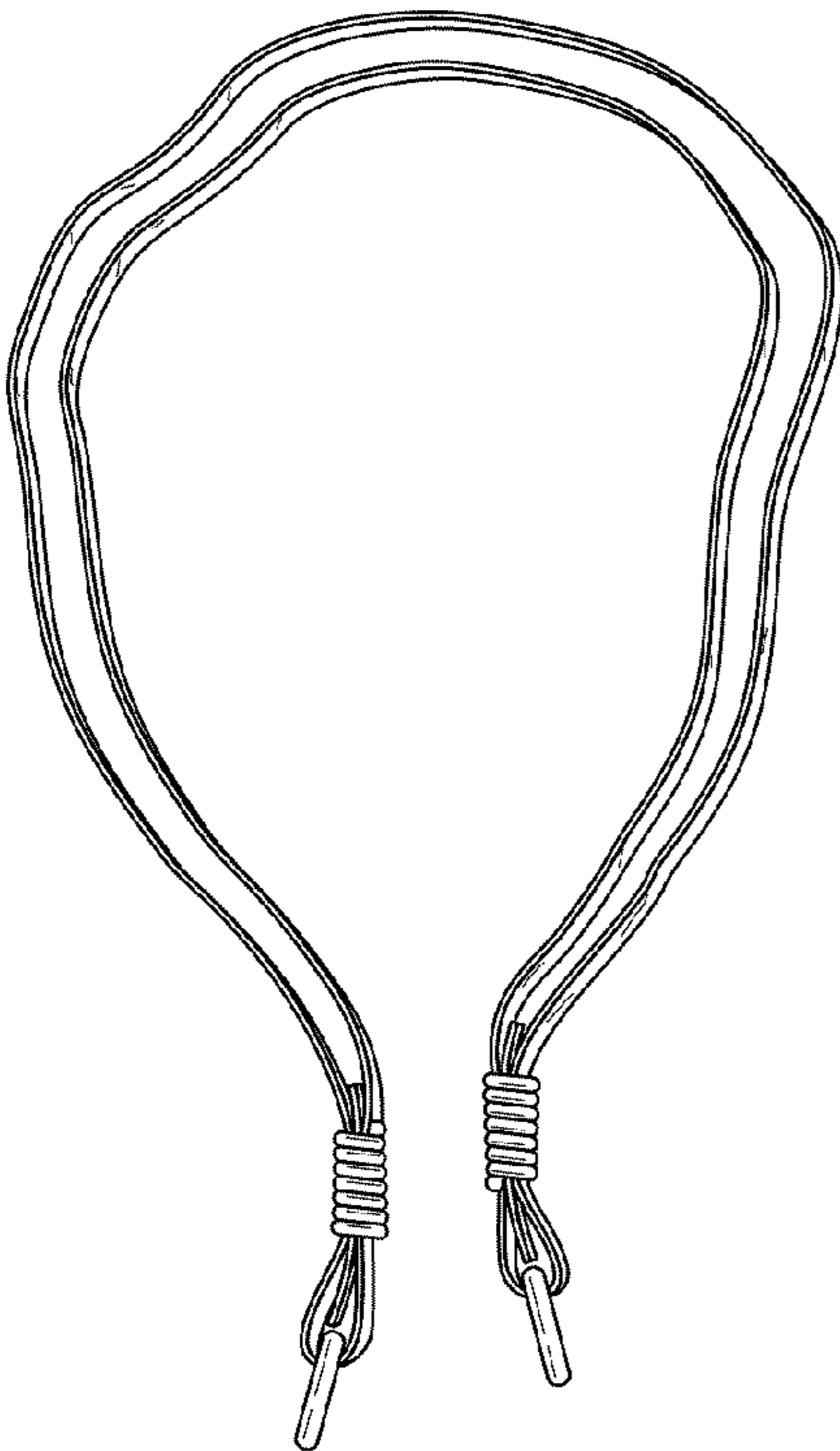


FIG. 6

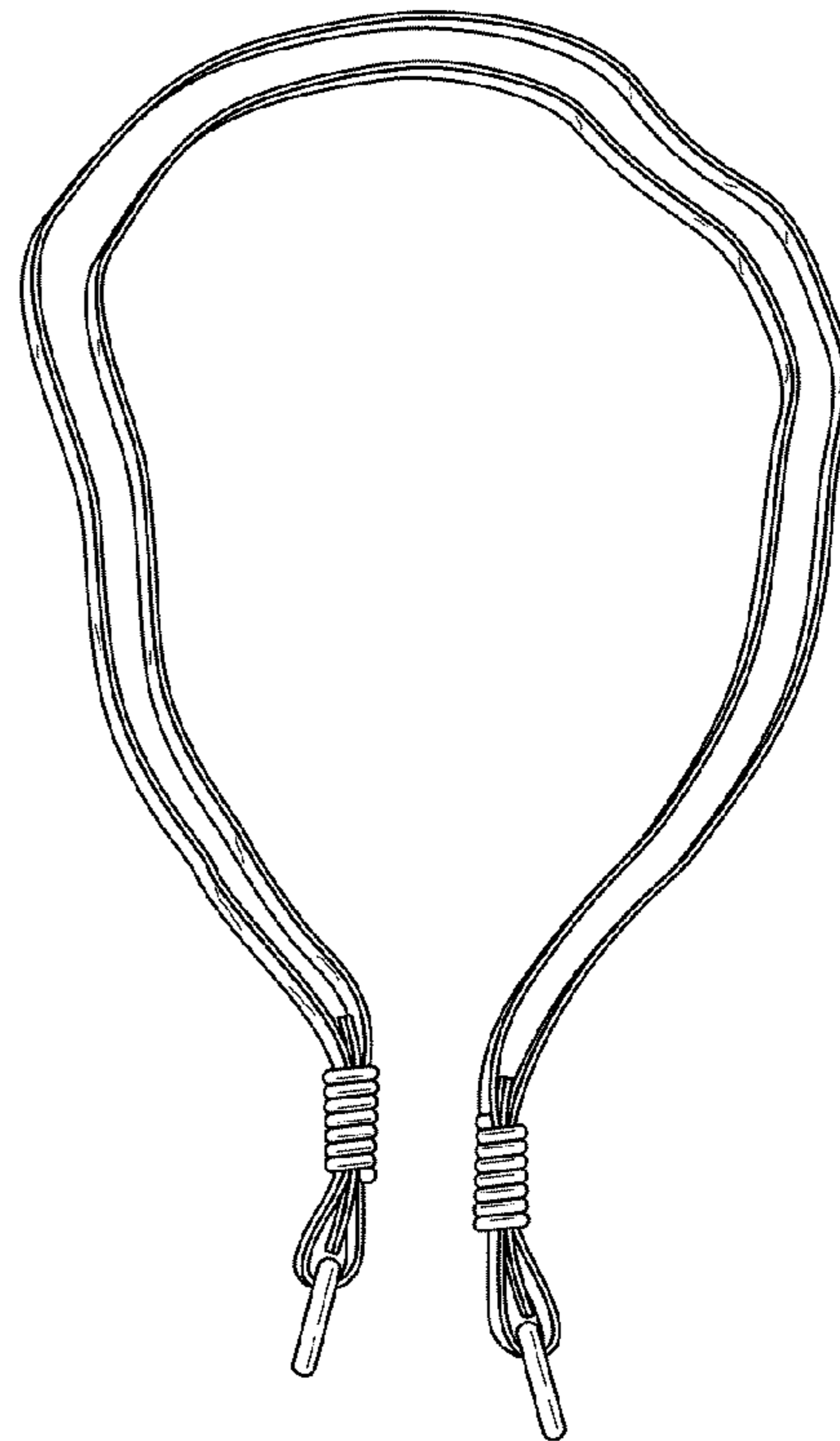


FIG. 7