



US00D652756S

(12) **United States Design Patent**
Lans

(10) **Patent No.:** **US D652,756 S**
(45) **Date of Patent:** **** Jan. 24, 2012**

(54) **WRIST BAND**

(75) Inventor: **Maris J. Lans**, Highland Park, IL (US)

(73) Assignee: **Mar2Mar Incorporated**, Highland Park, IL (US)

(**) Term: **14 Years**

(21) Appl. No.: **29/371,648**

(22) Filed: **Jun. 23, 2011**

(51) **LOC (9) Cl.** **11-01**

(52) **U.S. Cl.** **D11/3**

(58) **Field of Classification Search** D11/1-25,
D11/26; 63/12, 13, 1.11, 15, 15.1, 15.2,
63/15.3, 15.4, 15.45, 15.5, 15.6, 15.65, 15.7,
63/26, 27

See application file for complete search history.

(56) **References Cited**

U.S. PATENT DOCUMENTS

2,871,592	A	*	2/1959	Polzin	D11/3
D523,369	S	*	6/2006	Jacober et al.	D11/3
D546,225	S	*	7/2007	Brown	D11/4
D546,226	S	*	7/2007	Brown	D11/4
D552,003	S	*	10/2007	Lecut	D11/3
D553,536	S	*	10/2007	Andren et al.	D11/3
D554,555	S	*	11/2007	Ousley	D11/4
D559,724	S	*	1/2008	Dabbs et al.	D11/4

D562,172	S	*	2/2008	Yuengling	D11/4
D597,436	S	*	8/2009	Bowdish	D11/4
D623,550	S	*	9/2010	Weber	D11/3

* cited by examiner

Primary Examiner — Cathron Brooks

Assistant Examiner — Melanie Levy

(74) *Attorney, Agent, or Firm* — John S. Hale; Gipple & Hale

(57) **CLAIM**

The ornamental design for a wrist band, as shown and described.

DESCRIPTION

FIG. 1 is a top plan view of the wrist band showing my new design;

FIG. 2 is a bottom plan view of the wrist band of FIG. 1;

FIG. 3 is a side elevational view of the wrist band of FIG. 1, the opposite side view being a mirror image thereof;


FIG. 4 is an enlarged end elevational view of the wrist band of FIG. 1;

FIG. 5 is an enlarged opposite end elevational view of the wrist band of FIG. 1; and,

FIG. 6 is a perspective view of the wrist band showing my new design.

The broken lines shown in the drawings represent unclaimed portions of the wrist band and environmental matter and form no part of the claimed design.

1 Claim, 2 Drawing Sheets



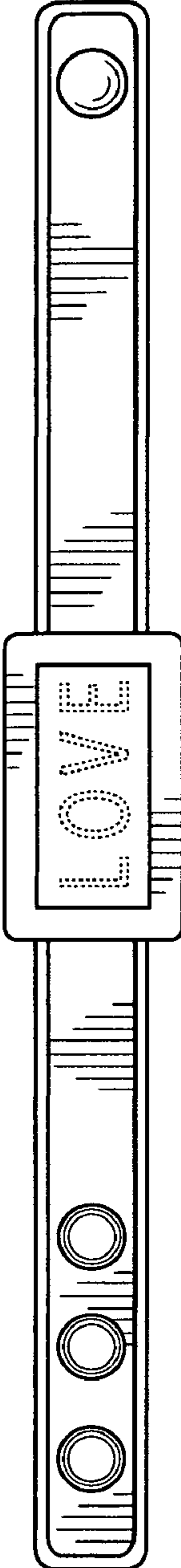


Fig. 1

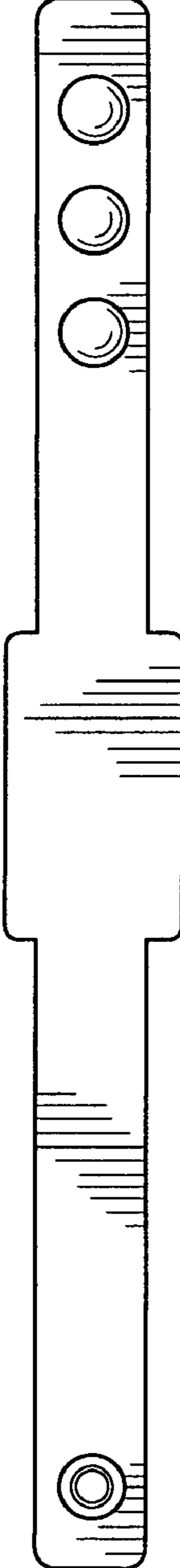


Fig. 2



Fig. 3

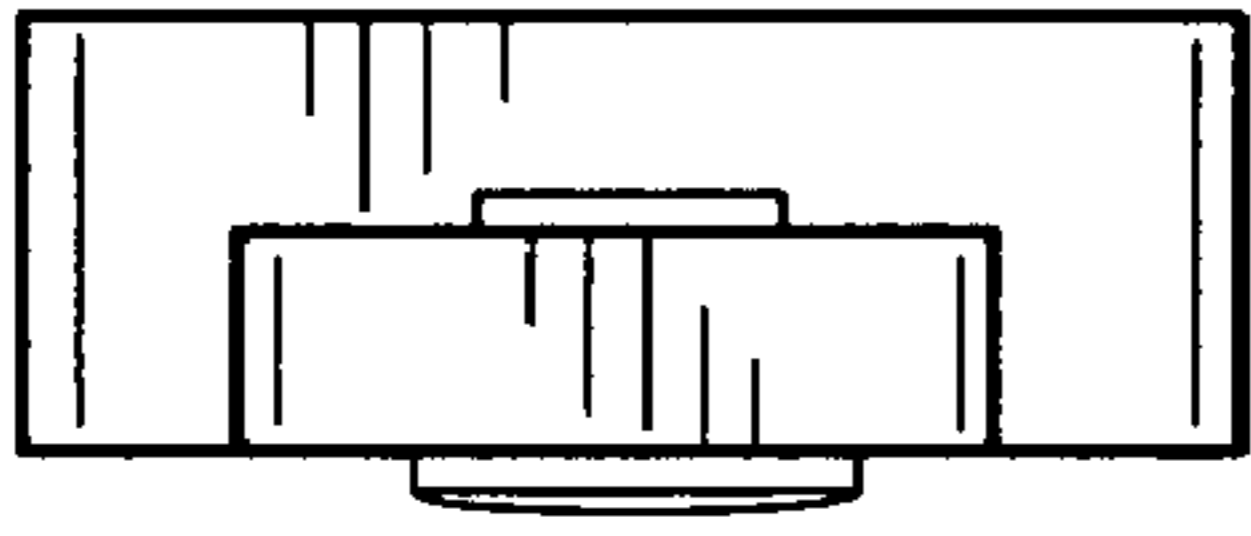


Fig. 4

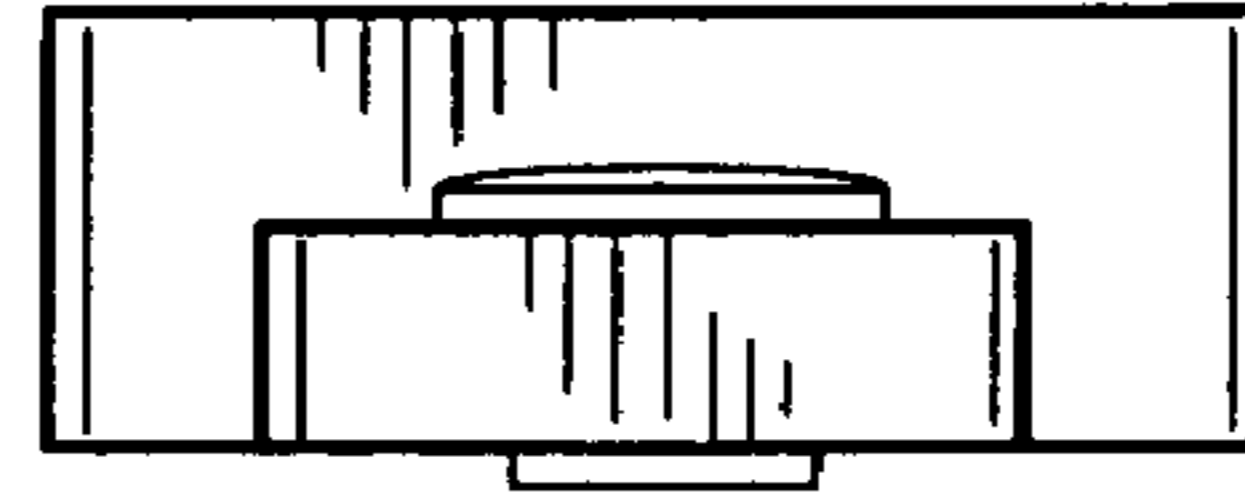


Fig. 5

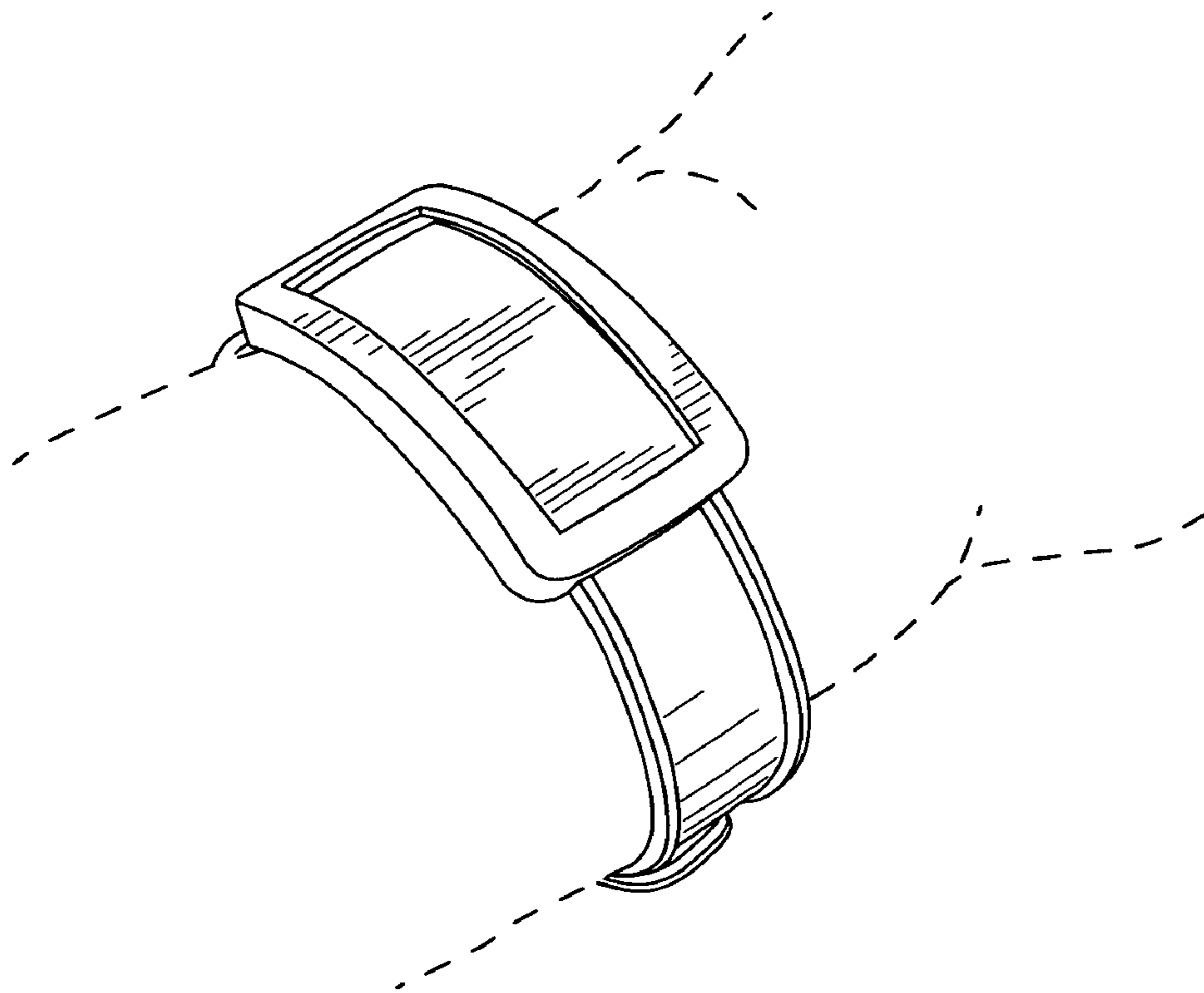


Fig. 6