



US00D652720S

(12) **United States Design Patent**
Pelkey

(10) **Patent No.:** **US D652,720 S**
(45) **Date of Patent:** **** Jan. 24, 2012**

(54) **BOTTLE**

(75) Inventor: **Steven Gerald Pelkey**, Coldstream (CA)

(73) Assignee: **UPI Designs Inc.**, Vancouver, British Columbia (CA)

(**) Term: **14 Years**

(21) Appl. No.: **29/396,218**

(22) Filed: **Jun. 27, 2011**

(51) **LOC (9) Cl.** **09-01**

(52) **U.S. Cl.** **D9/500**

(58) **Field of Classification Search** D9/500,
D9/502-505, 516, 544-546, 549, 575, 682,
D9/686-692, 537-539; 215/379, 381-382;
220/360, 662, 669, 675

See application file for complete search history.

(56) **References Cited**

U.S. PATENT DOCUMENTS

D6,985 S	*	11/1873	Sleeper	D9/500
D435,450 S		12/2000	Eisenbarth		
D526,197 S		8/2006	Lauret		
D536,976 S	*	2/2007	Ciulla et al.	D9/500
D555,489 S	*	11/2007	Corrado	D9/547
D601,424 S	*	10/2009	Rica	D9/500
D626,424 S	*	11/2010	Ross et al.	D9/601
D635,856 S	*	4/2011	Lauret	D9/500
D636,677 S	*	4/2011	Diez et al.	D9/500
D637,082 S	*	5/2011	Delbon	D9/500

OTHER PUBLICATIONS

“Glass Bottles,” Illinois Glass Company, 1906.
“The Chicago Bottle Design,” Univeral Packaging Inc., Jun. 22, 2010.

* cited by examiner

Primary Examiner — Ian Simmons

Assistant Examiner — Dana L Sipos

(74) *Attorney, Agent, or Firm* — Graham & Dunn PC;
Kathleen T. Petrich

(57) **CLAIM**

I claim the ornamental design for a bottle, as shown and described.

DESCRIPTION

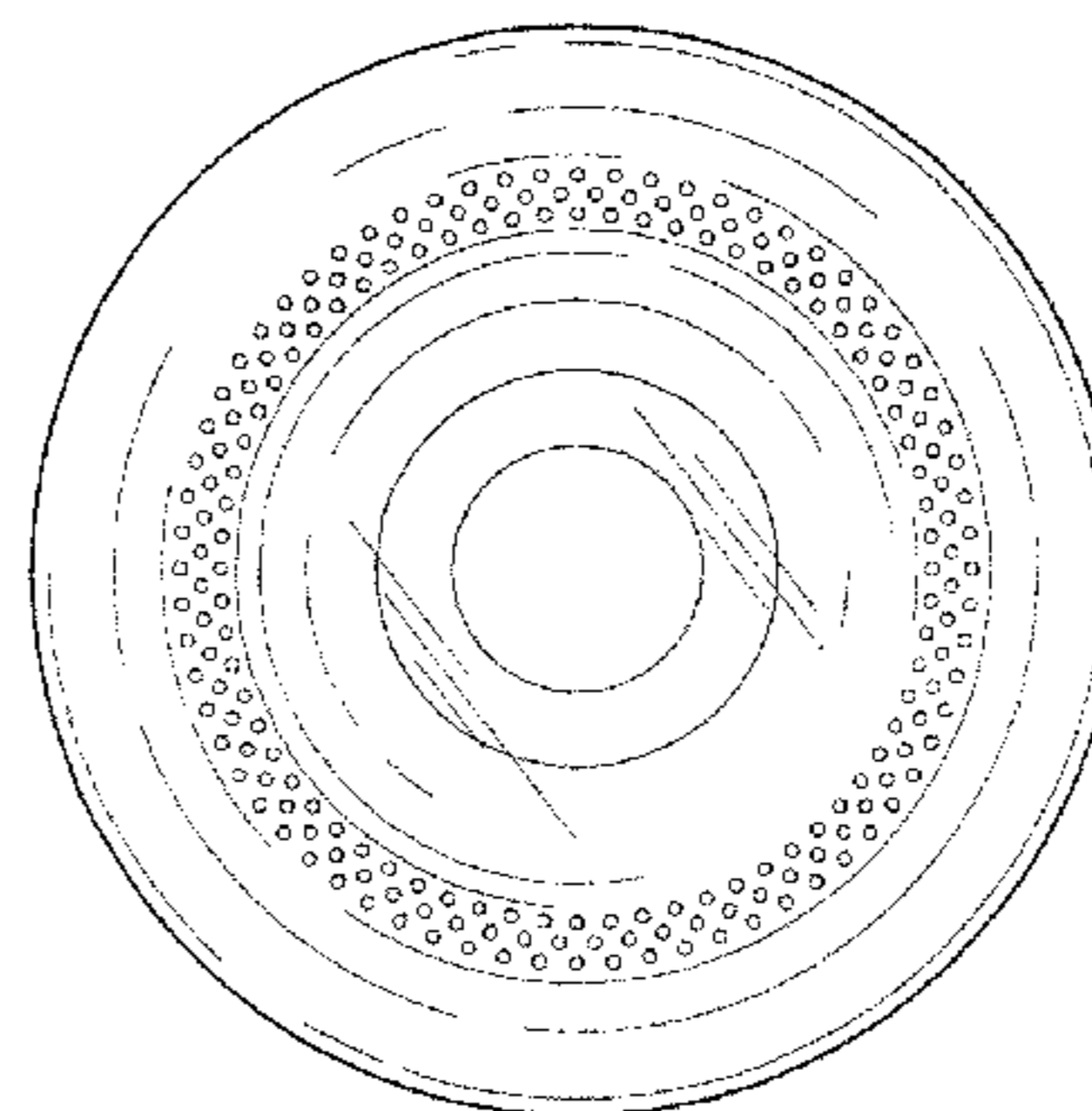
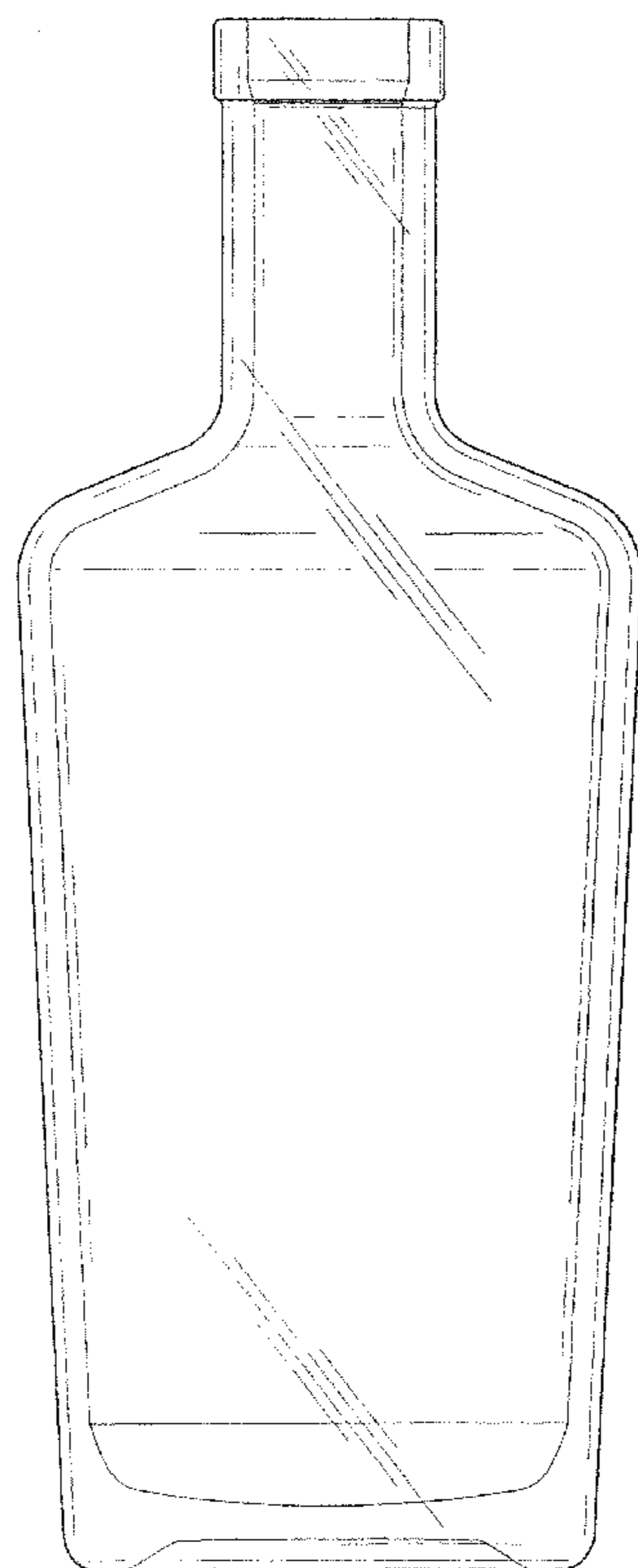
FIG. 1 is a top, front perspective view of a bottle showing my new design, the repeating circular details of the bottom surface not shown through the transparent material for ease of understanding;

FIG. 2 is a right side elevation view thereof, the left side elevation being a mirror image;

FIG. 3 is a top plan view thereof, the bottom surface details not shown through the transparent material for ease of understanding; and,

FIG. 4 is a bottom plan view thereof.

1 Claim, 2 Drawing Sheets






Fig. 1




Fig. 2

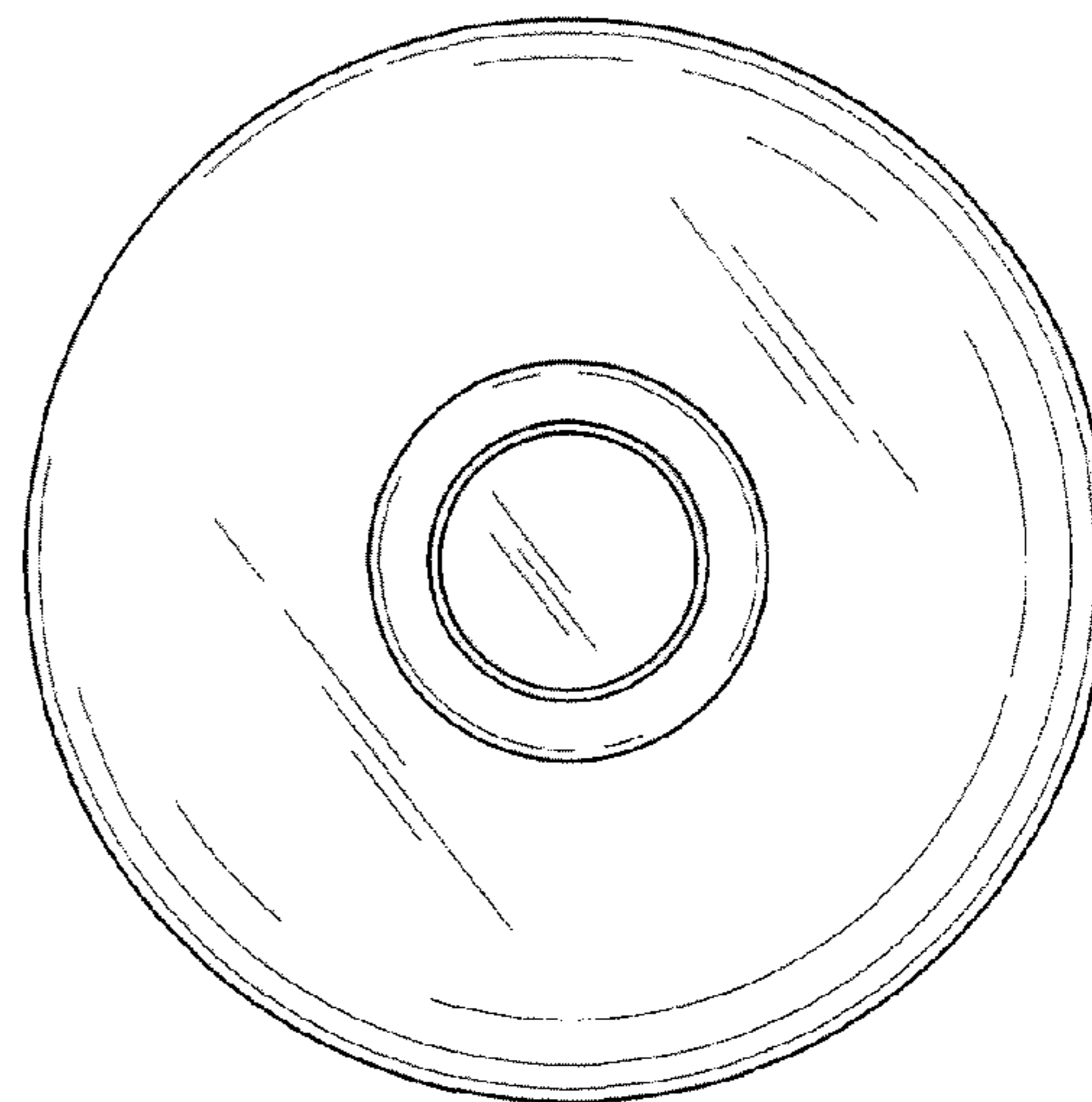


Fig. 3

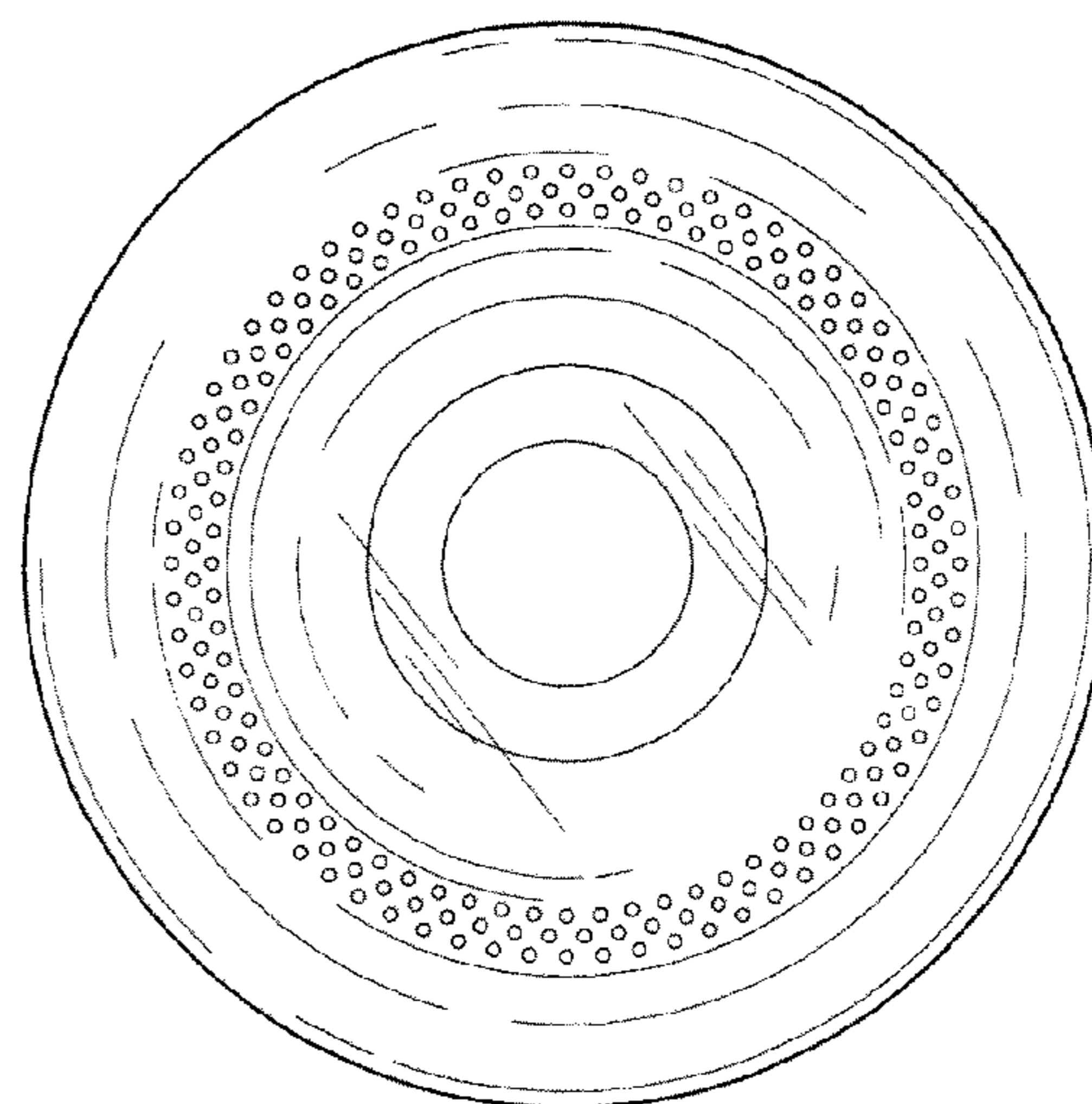


Fig. 4