



US00D652715S

(12) **United States Design Patent**
Quinter et al.

(10) **Patent No.:** **US D652,715 S**
(45) **Date of Patent:** **** Jan. 24, 2012**

(54) **PACKAGE FOR A MATTRESS, PILLOW AND/OR CUSHION**

(75) Inventors: **Geoffrey R. Quinter**, Earlville, PA (US); **Eric Holzer**, Coopersburg, PA (US); **Nicole Meluskey**, Center Valley, PA (US); **Lauren C. Gatto**, Bethlehem, PA (US)

(73) Assignee: **Foamex Innovations Operating Company**, Media, PA (US)

(**) Term: **14 Years**

(21) Appl. No.: **29/358,711**

(22) Filed: **Mar. 31, 2010**

(51) **LOC (9) Cl.** **09-03**

(52) **U.S. Cl.** **D9/414; D9/418; D9/431**

(58) **Field of Classification Search** D9/600, D9/702, 711, 715, 721, 782, 561, 414-436, D9/489; 206/326, 388, 389, 407, 413-417, 206/457, 775-780, 782, 494, 83.5, 784, 525, 206/526, 822; 229/100, 104, 106, 108-112, 229/115, 116.1, 121.21, 121.22, 125.01, 229/125.15, 125.13, 162.1, 162.5, 162.6, 229/182.1, 5.5, 922; 220/602, 608, 623, 220/669, 676

See application file for complete search history.

(56) **References Cited**

U.S. PATENT DOCUMENTS

1,160,601	A *	11/1915	Hart, Jr.	229/115
1,507,370	A *	9/1924	Freeble	220/629
1,913,880	A *	6/1933	Hoffman	229/5.5
1,996,778	A *	4/1935	Wellman	206/418

1,996,997	A *	4/1935	Inman	229/104
2,531,792	A *	11/1950	Smith	206/446
D205,317	S *	7/1966	Colella	D9/711
4,572,362	A *	2/1986	Kronfeld	206/418
D334,887	S *	4/1993	Barbans	D9/430
5,738,218	A *	4/1998	Gonzales	206/583
D442,083	S *	5/2001	Hoffman et al.	D9/431
D442,861	S *	5/2001	Sagel	D9/430
D530,196	S *	10/2006	Wijerama	D9/418
D617,554	S *	6/2010	Raile	D3/265

FOREIGN PATENT DOCUMENTS

EM	000006580-0011	*	5/2003
EM	000276506-0001	*	3/2005
WO	D015639-001	*	3/1990
WO	D035877-003	*	5/1995
WO	D062946-001	*	3/2003

* cited by examiner

Primary Examiner — Catherine Tuttle

(74) *Attorney, Agent, or Firm* — Connolly Bove Lodge & Hutz LLP

(57) **CLAIM**

The ornamental design for a package for a mattress, pillow and/or cushion, as shown and described.

DESCRIPTION

FIG. 1 is a right front perspective view of a package showing the invention;

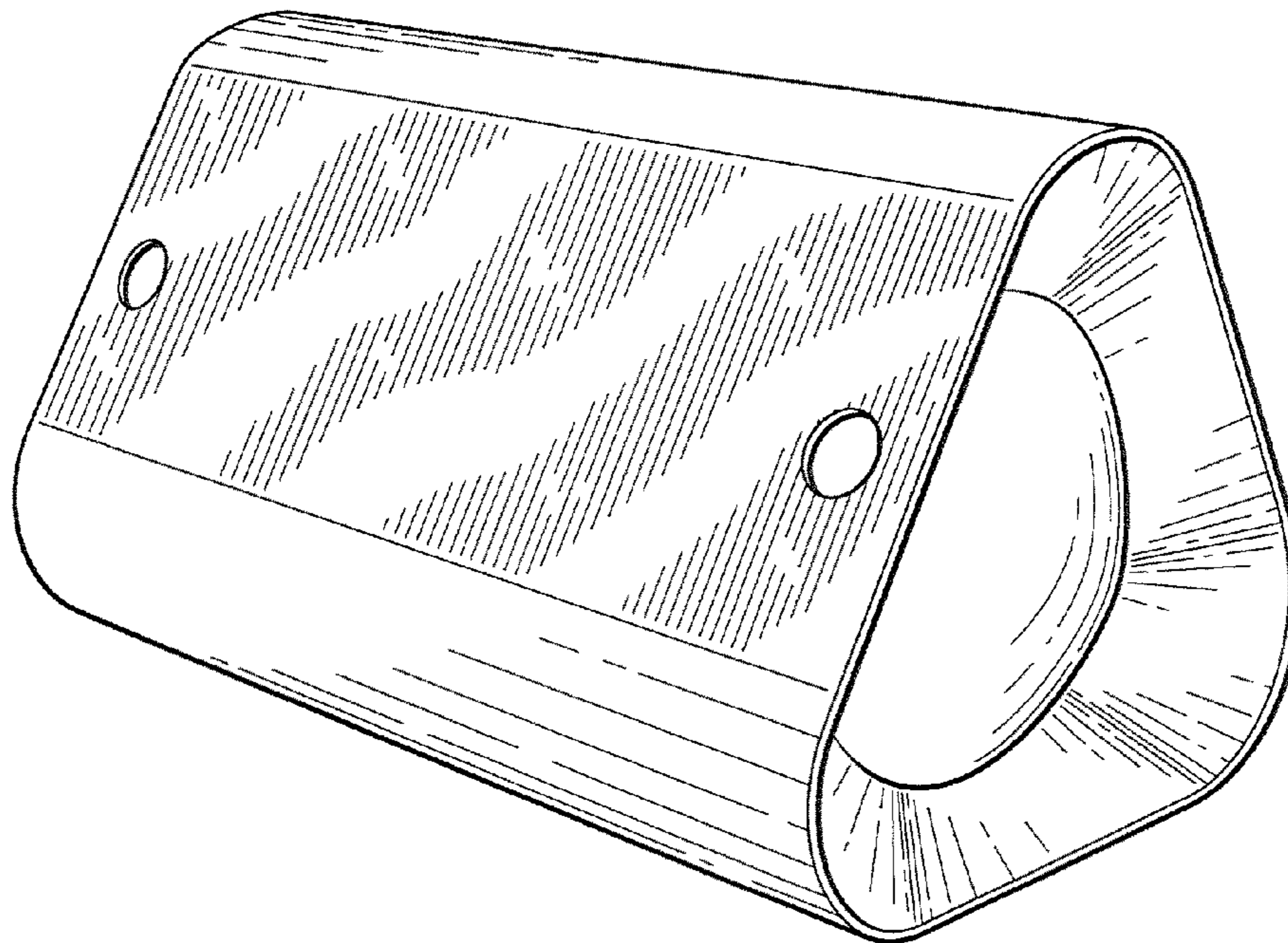
FIG. 2 is a top plan view of the package of FIG. 1;

FIG. 3 is a bottom plan view of the package of FIG. 1;

FIG. 4 is a front elevational view of the package of FIG. 1, wherein the rear elevational view is identical thereto; and,

FIG. 5 is a right side elevational view of the package of FIG. 1, wherein the left side elevational view is a mirror image thereof.

1 Claim, 3 Drawing Sheets






FIG. 1

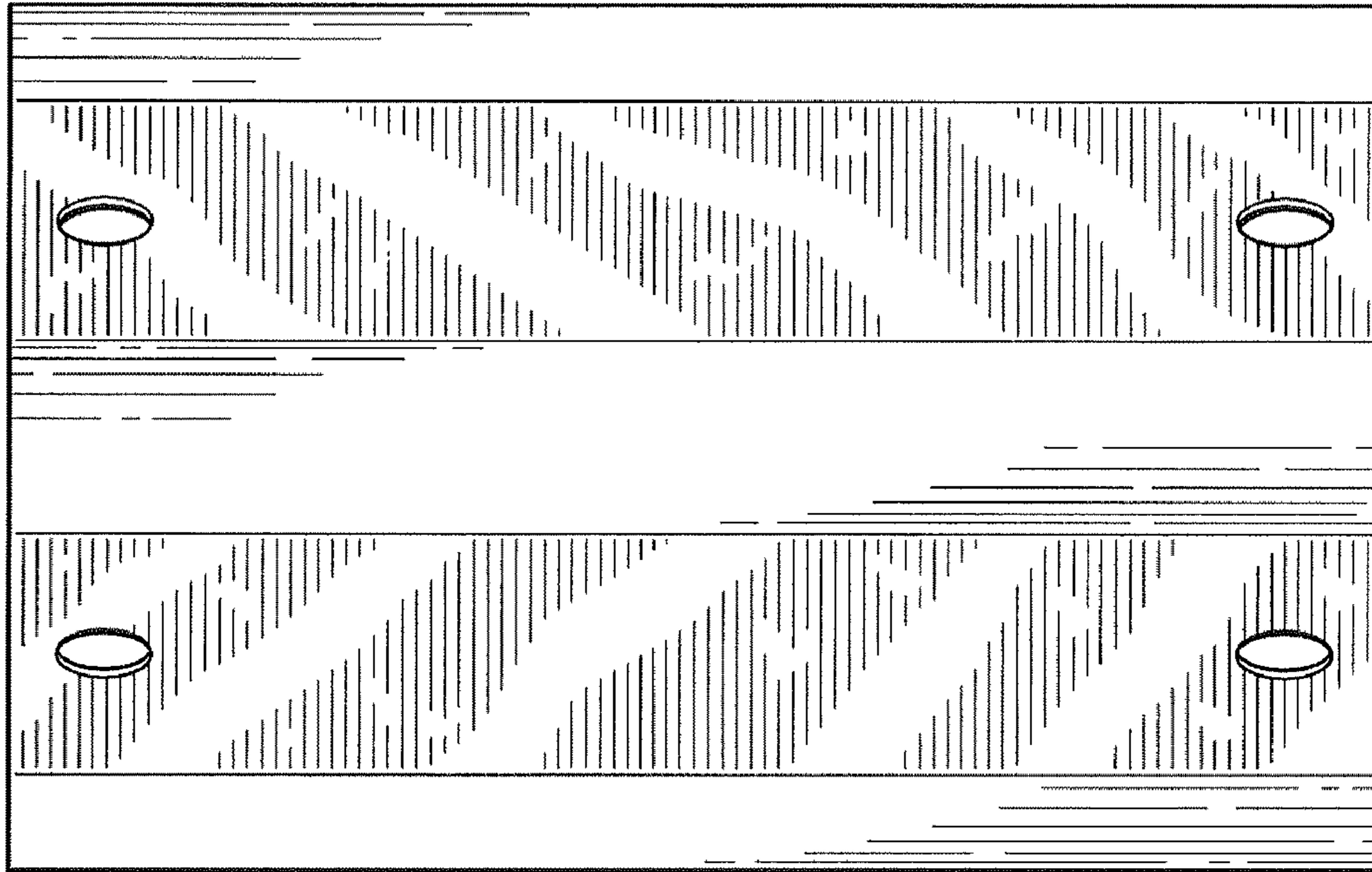


FIG. 2

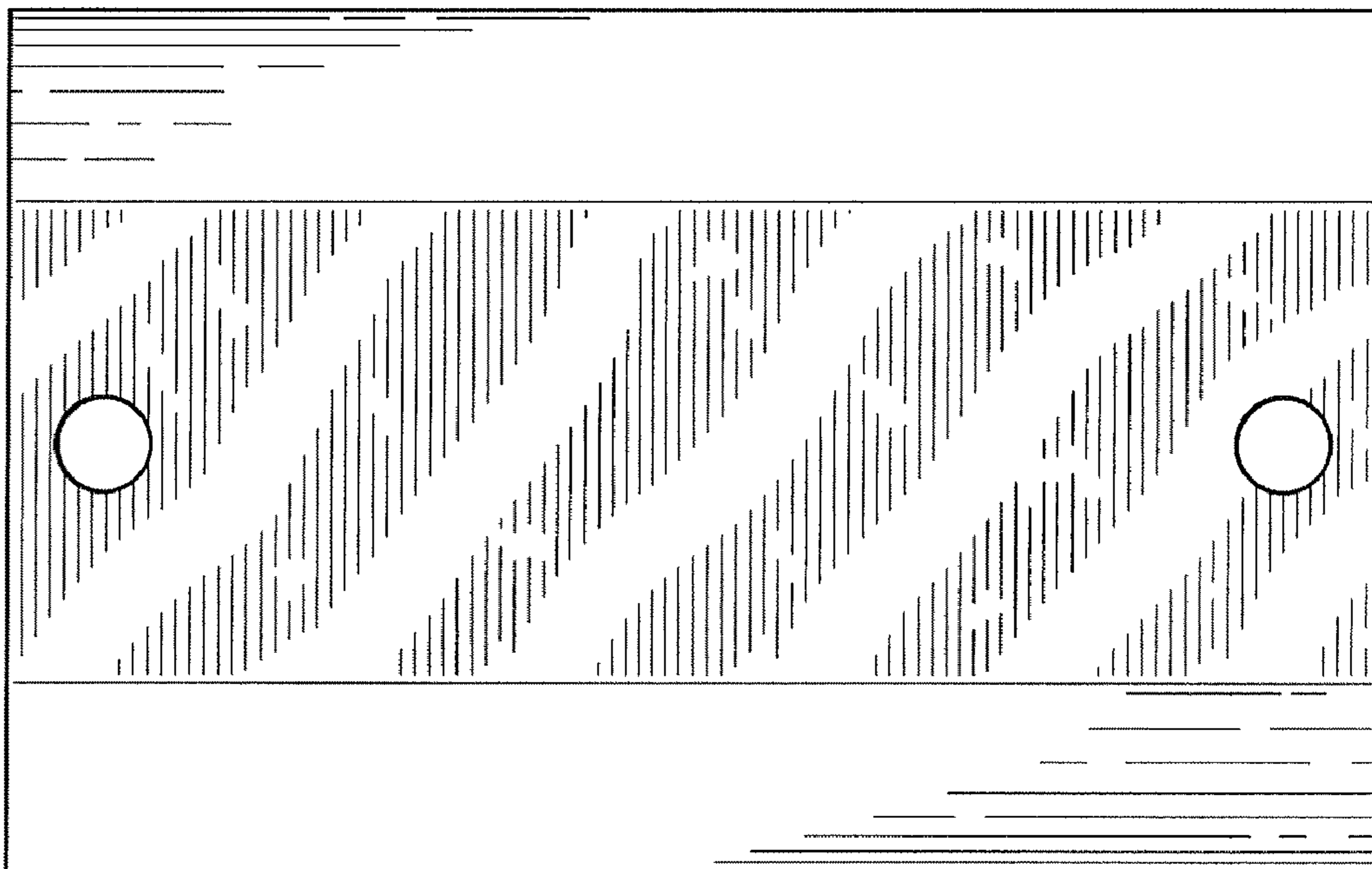


FIG. 3

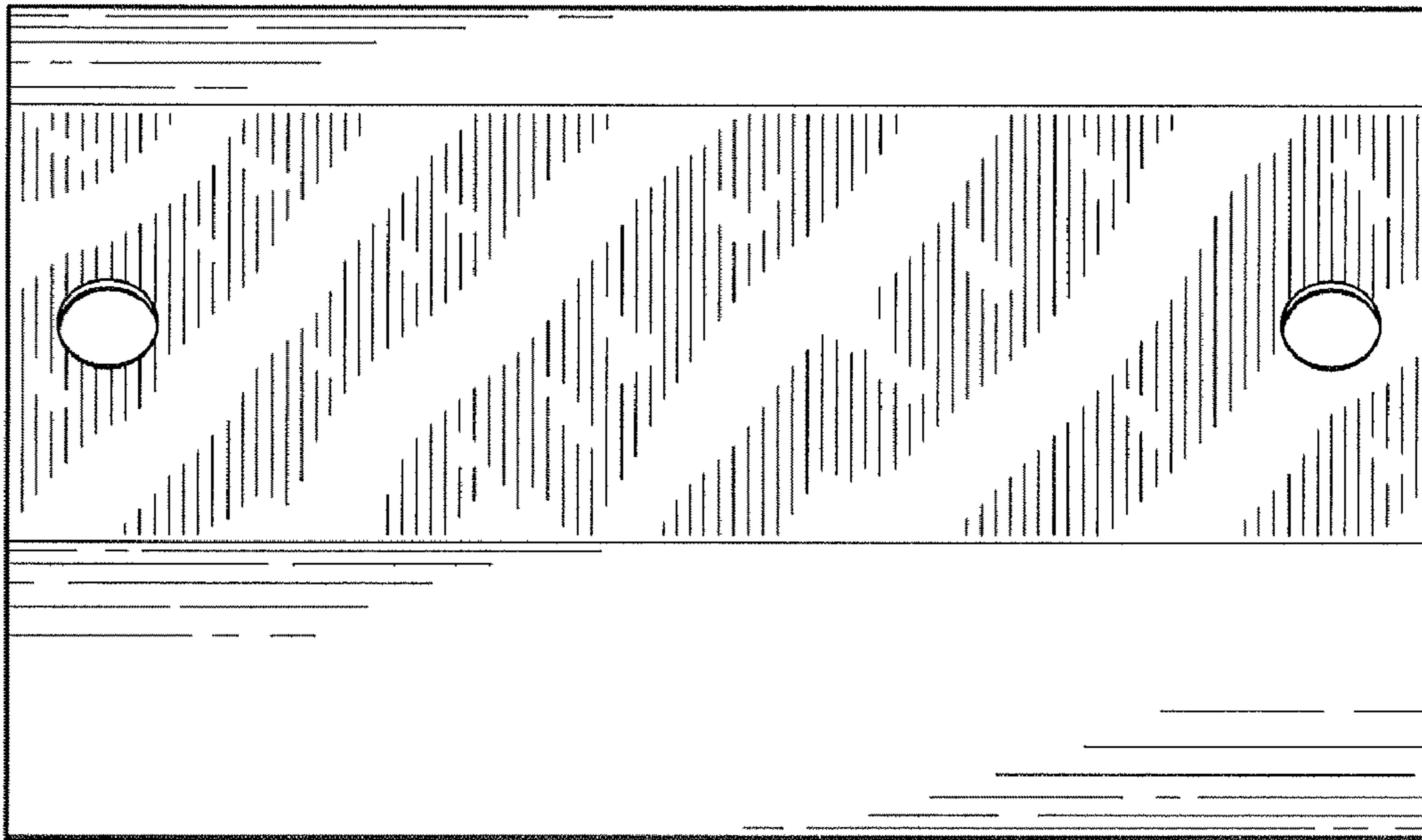


FIG. 4

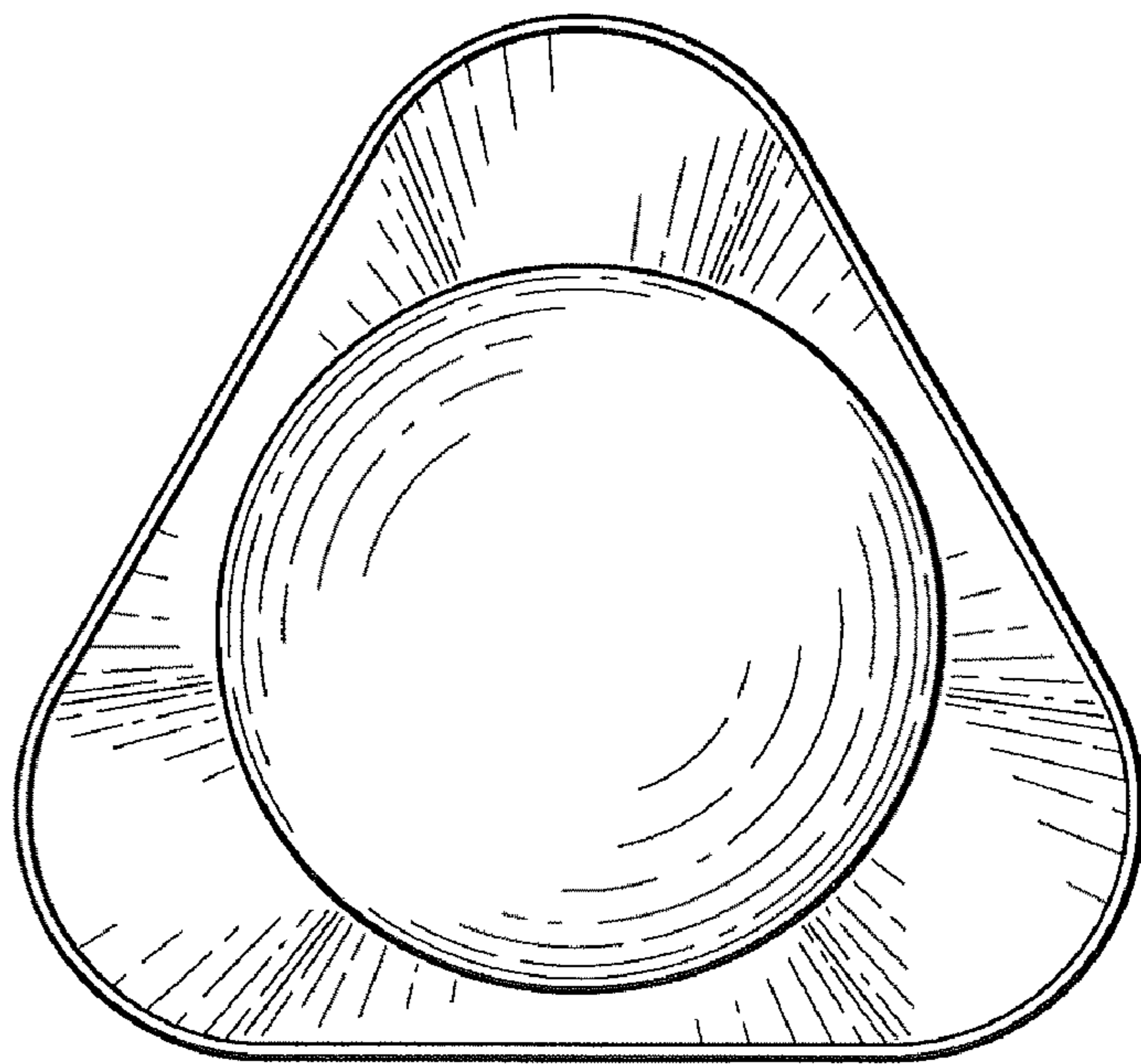


FIG. 5