



US00D652712S

(12) **United States Design Patent**
Bushey

(10) **Patent No.:** **US D652,712 S**
(45) **Date of Patent:** **** Jan. 24, 2012**

(54) **FURNITURE TIP**

(76) Inventor: **Richard D. Bushey**, Kenosha, WI (US)

(**) Term: **14 Years**

(21) Appl. No.: **29/339,832**

(22) Filed: **Jul. 8, 2009**

(51) **LOC (9) Cl.** **08-05**

(52) **U.S. Cl.** **D8/374**

(58) **Field of Classification Search** D3/17;
D8/374; 248/188.2, 188.8–188.9, 346.01
See application file for complete search history.

(56) **References Cited**

U.S. PATENT DOCUMENTS

710,073	A *	9/1902	Pratt	135/86
1,356,797	A *	10/1920	Stock	248/188.9
1,753,065	A *	4/1930	Payne	135/82
1,903,609	A	4/1933	Uhl	
2,030,649	A	2/1936	Miller	
2,376,282	A *	5/1945	Schroeder	135/81
2,458,621	A	1/1949	Miller	
2,476,436	A *	7/1949	Trafton	16/42 T
2,836,843	A *	6/1958	Gallagher, Jr.	16/44
2,865,133	A	12/1958	Hoven et al.	
2,921,760	A	1/1960	Wheeler	
3,138,893	A	6/1964	Rupar	
3,166,782	A	1/1965	Miller	
3,177,518	A *	4/1965	Bergstrom	16/42 R
3,183,545	A *	5/1965	Bergstrom	16/42 R
3,326,508	A	6/1967	Born	
3,389,421	A	6/1968	Wheeler	
3,505,724	A	4/1970	Sator et al.	
3,675,269	A *	7/1972	Closa	16/18 A
4,630,626	A *	12/1986	Urban	135/84
5,010,621	A	4/1991	Bock	
5,191,676	A	3/1993	Gerner	
5,220,705	A	6/1993	Bushey	
5,426,818	A	6/1995	Bushey	
5,573,212	A	11/1996	Palazzolo	
D376,753	S *	12/1996	Nakamura	D8/374

5,699,819	A *	12/1997	Simons	135/82
5,810,038	A *	9/1998	Carpinella	135/77
D412,106	S	7/1999	Kennard	
5,945,178	A	8/1999	Volkman	
D423,340	S *	4/2000	Sittig	D8/374
6,088,877	A	7/2000	Swy et al.	
6,134,747	A	10/2000	Leibman	
6,155,530	A	12/2000	Borgen	
6,405,982	B2	6/2002	Ferencz	
6,866,338	B2	3/2005	Mendenhall et al.	
6,869,052	B2	3/2005	Keast et al.	
6,901,629	B2	6/2005	Wurdack	
6,910,246	B2	6/2005	Desmarais	
7,234,199	B2 *	6/2007	Bushey	16/42 R
7,234,200	B2 *	6/2007	Chase	16/42 R
D548,576	S *	8/2007	Bushey	D8/374
D572,576	S *	7/2008	Bushey et al.	D8/374
7,533,858	B2 *	5/2009	Straus	248/188.8
D617,631	S *	6/2010	Bushey et al.	D8/374
2003/0163894	A1 *	9/2003	Jones et al.	16/42 R
2008/0178430	A1 *	7/2008	Berthiaume et al.	16/42 T
2008/0210827	A1 *	9/2008	Samelson	248/56

* cited by examiner

Primary Examiner — Patricia Palasik

(74) *Attorney, Agent, or Firm* — Boyle Fredrickson, s.c.

(57) **CLAIM**

The ornamental design for a furniture tip, as shown and described.

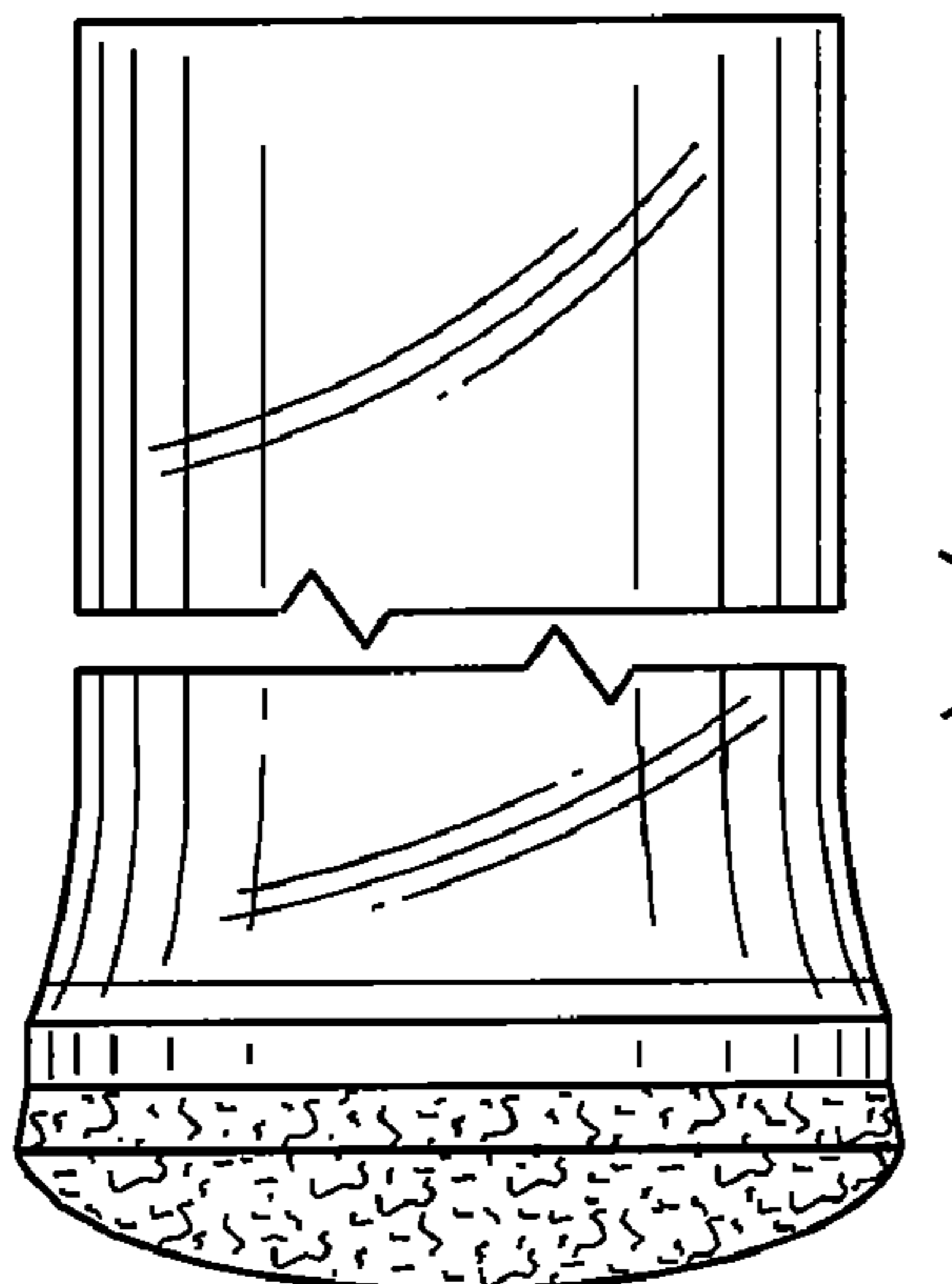
DESCRIPTION

FIG. 1 is a first isometric view showing the top and front of a furniture tip shown broken away to indicate no specific length;

FIG. 2 is a second isometric view showing the bottom and front view of a furniture tip shown broken away to indicate no specific length; and,

FIG. 3 is a side elevational view of a first side of the furniture tip of FIG. 1.

1 Claim, 1 Drawing Sheet



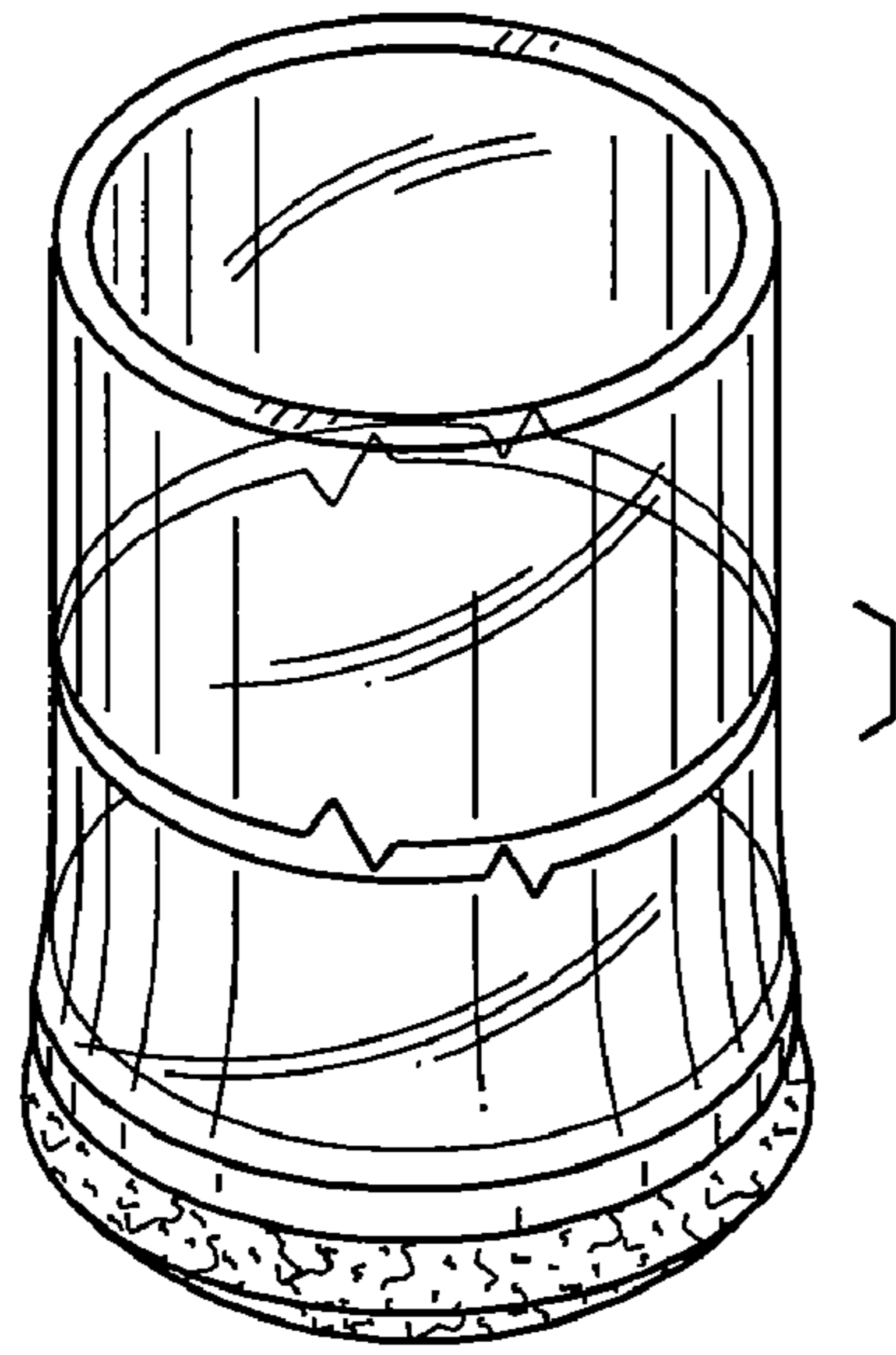


FIG. 1

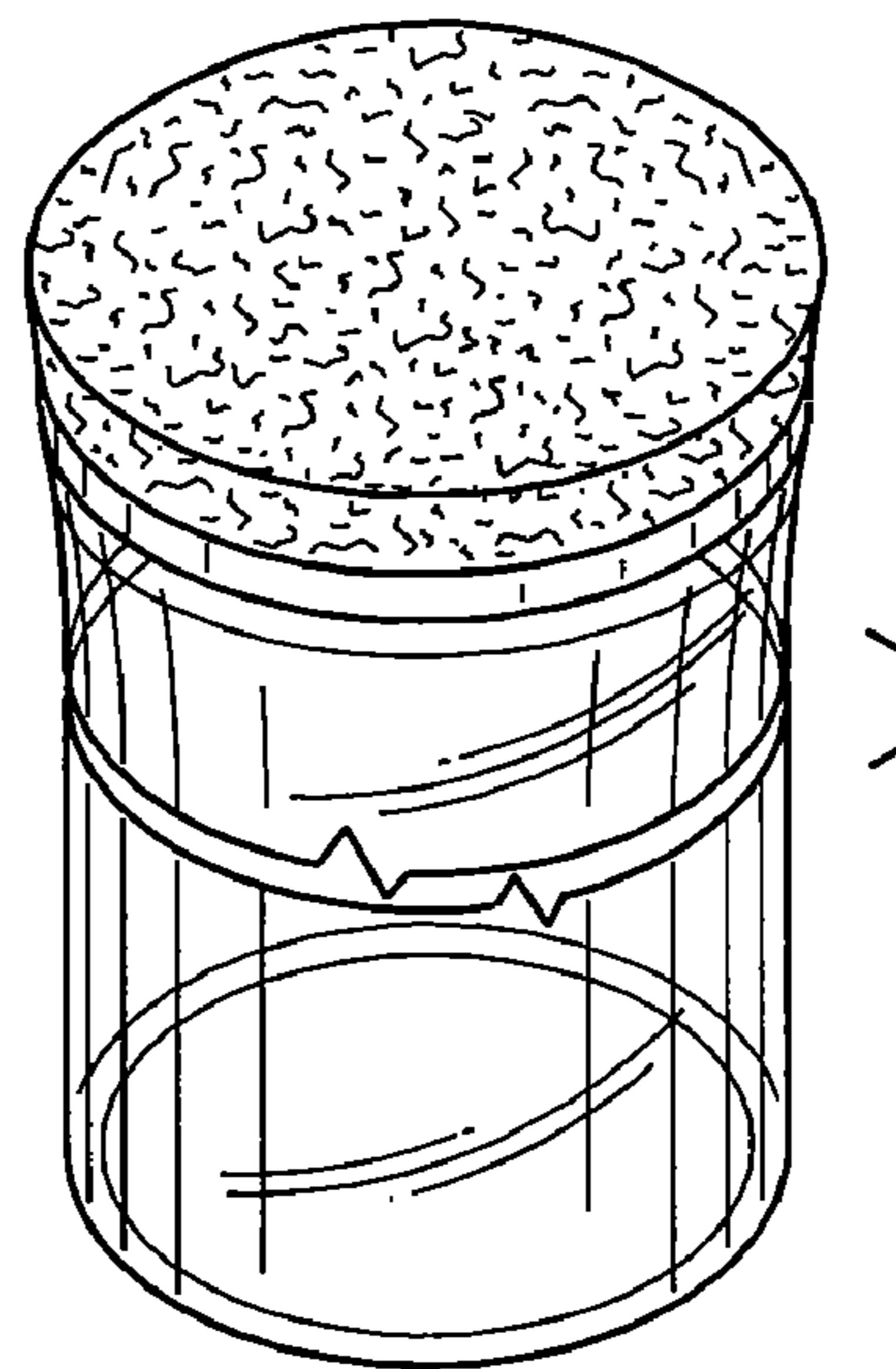


FIG. 2

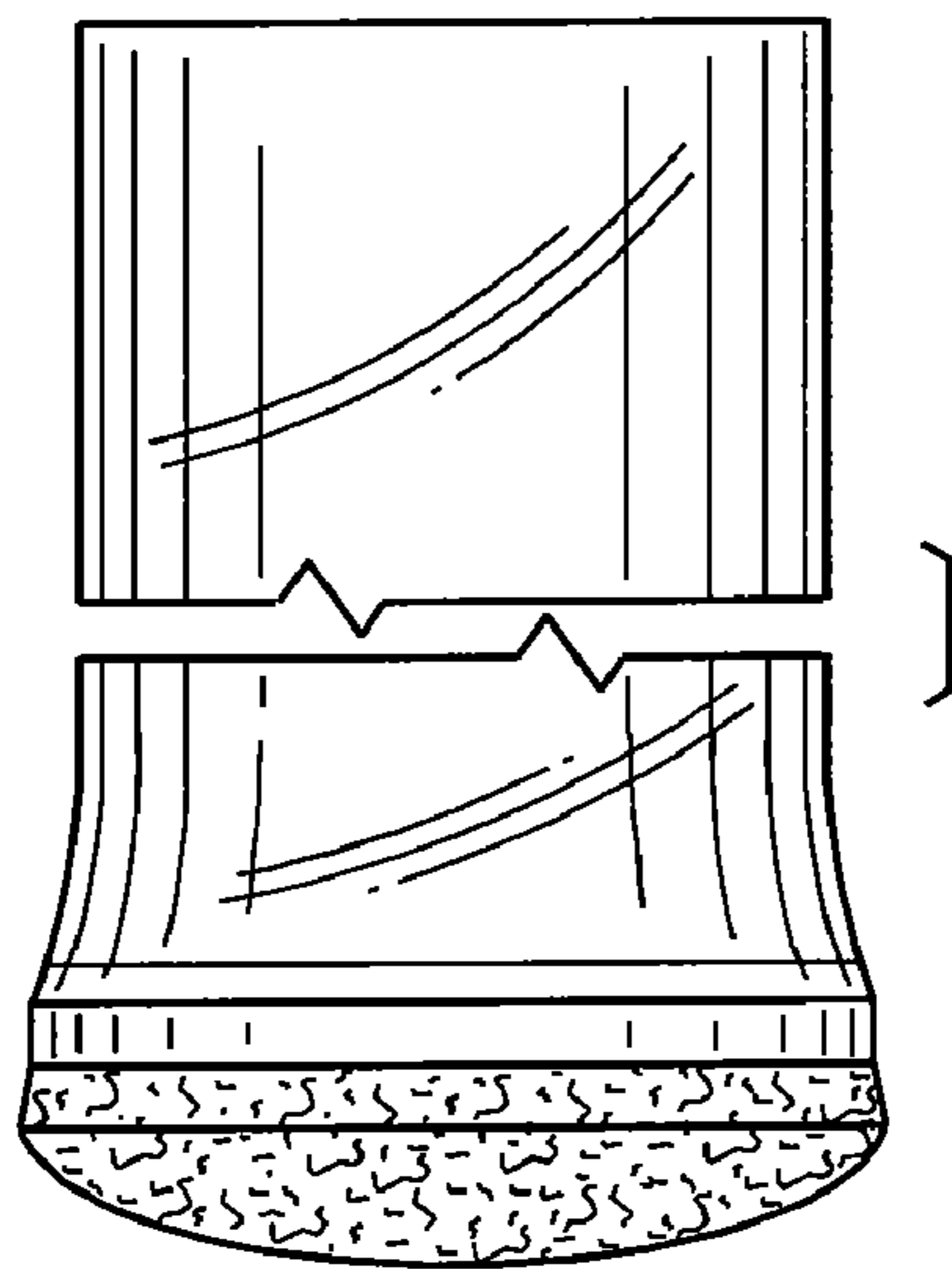


FIG. 3