



US00D652711S

(12) **United States Design Patent**
Lee et al.

(10) **Patent No.:** **US D652,711 S**
(45) **Date of Patent:** **** Jan. 24, 2012**

(54) **HANGING RING**

(75) Inventors: **Stuart Harvey Lee**, Forest Hills, NY
(US); **Jochen Schaepers**, New York, NY
(US)

(73) Assignee: **Robinson Home Products Inc.**, Buffalo,
NY (US)

(**) Term: **14 Years**

(21) Appl. No.: **29/397,734**

(22) Filed: **Jul. 20, 2011**

(51) **LOC (9) Cl.** **08-05**

(52) **U.S. Cl.** **D8/367**

(58) **Field of Classification Search** D8/356,
D8/354, 367, 349, 330, 383; 439/501; 70/421,
70/371, 369, 208

See application file for complete search history.

(56) **References Cited**

U.S. PATENT DOCUMENTS

D32,654 S *	5/1900	Kroder	D8/367
3,390,889 A *	7/1968	Grover	277/440
4,533,149 A *	8/1985	Vater et al.	277/499
5,412,956 A *	5/1995	Levy	63/15.65

5,746,067 A *	5/1998	Leach et al.	63/7
5,934,685 A *	8/1999	Danzer	277/499
D523,328 S *	6/2006	Ramos	D8/382
7,107,789 B1 *	9/2006	Bruner	63/15.7
7,347,065 B1 *	3/2008	DeGolyer	63/7
D642,045 S *	7/2011	Sweeney	D8/356
2008/0236195 A1 *	10/2008	Woebke	63/1.14

* cited by examiner

Primary Examiner — Cynthia Underwood

(74) *Attorney, Agent, or Firm* — Brian B. Shaw, Esq.;
Stephen B. Salai, Esq.; Harter Secrest & Emery LLP


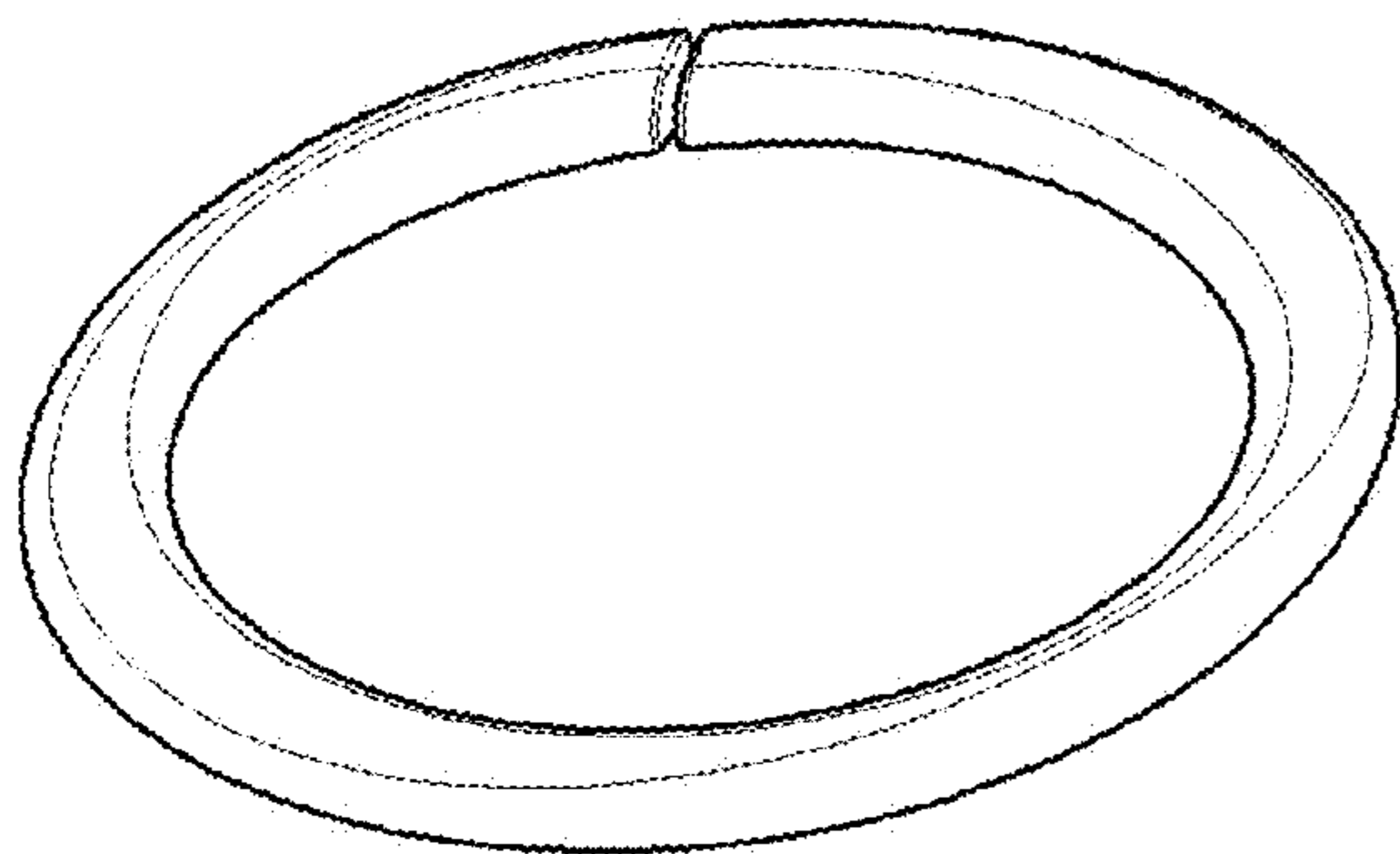
(57) **CLAIM**

The ornamental design for a hanging ring, as shown and described.

DESCRIPTION

FIG. 1 is a perspective view of a hanging ring.
FIG. 2 is a top plan view of the hanging ring of FIG. 1.
FIG. 3 is a left elevation view of the hanging ring of FIG. 1.
FIG. 4 is a rear elevation view of the hanging ring of FIG. 1.
FIG. 5 is a right elevation view of the hanging ring of FIG. 1.
FIG. 6 is a bottom plan view of the hanging ring of FIG. 1;
and,
FIG. 7 is a front elevation view of the hanging ring of FIG. 1.

1 Claim, 2 Drawing Sheets



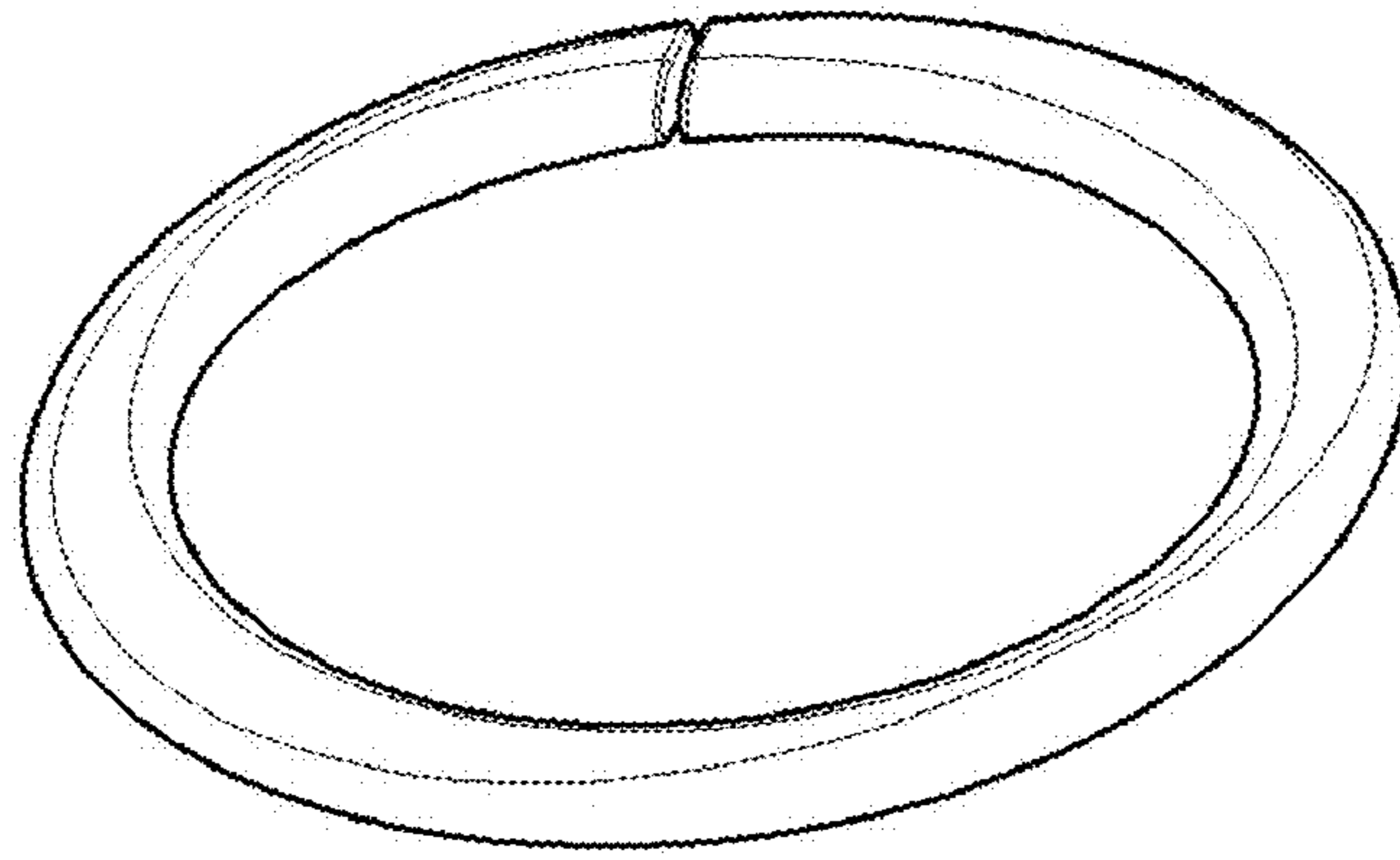


FIG. 1

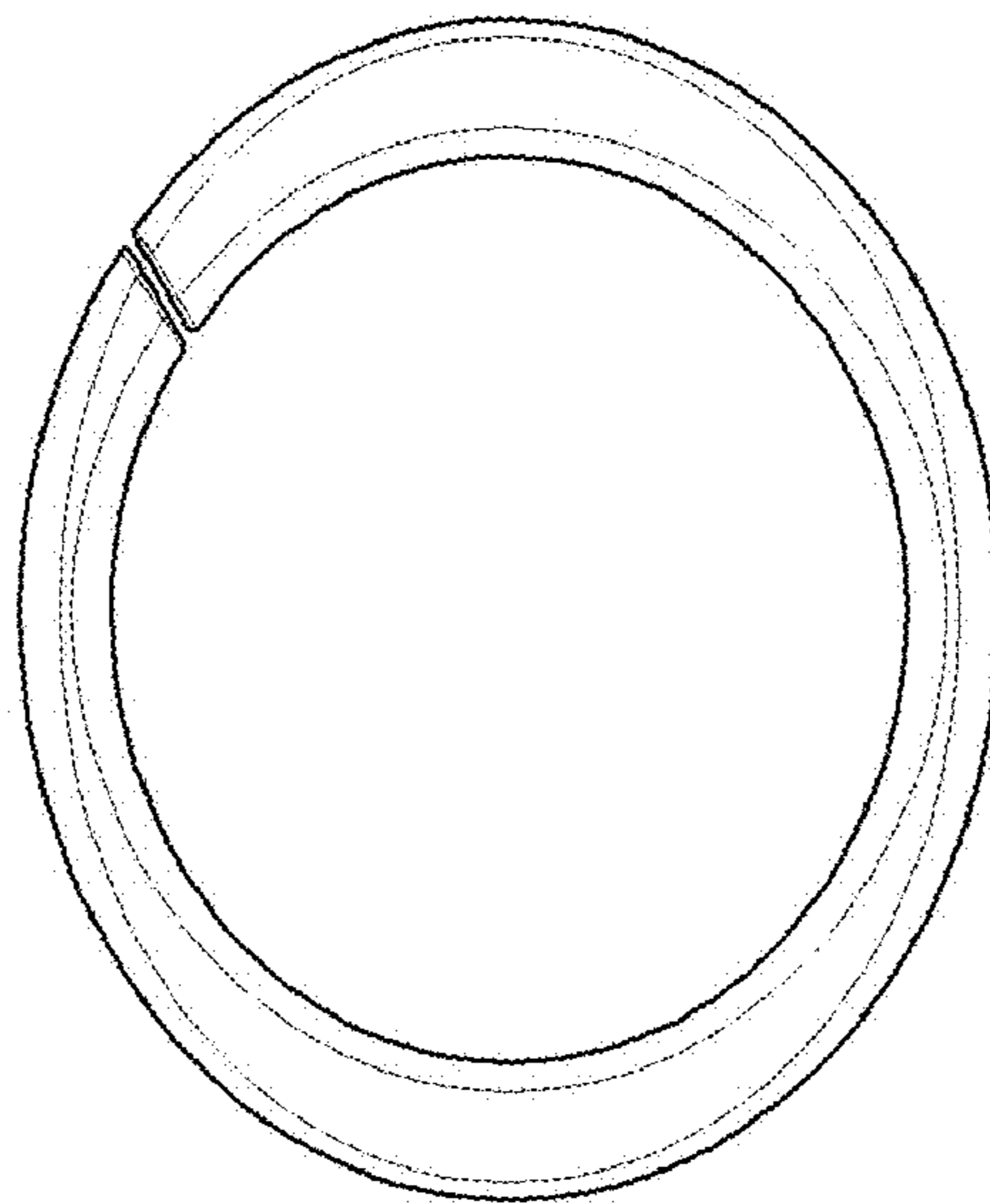


FIG. 2



FIG. 3

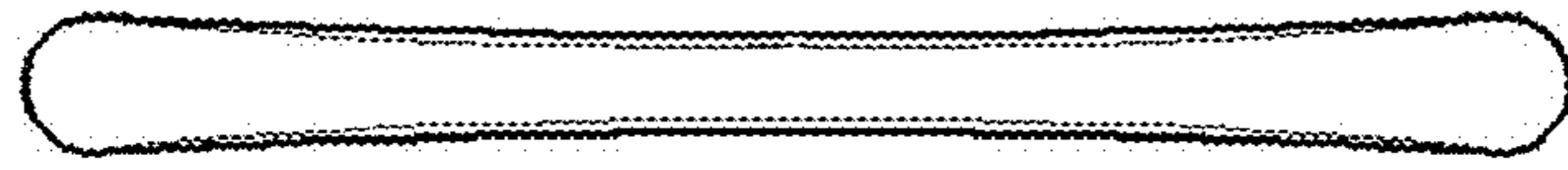


FIG. 4



FIG. 5

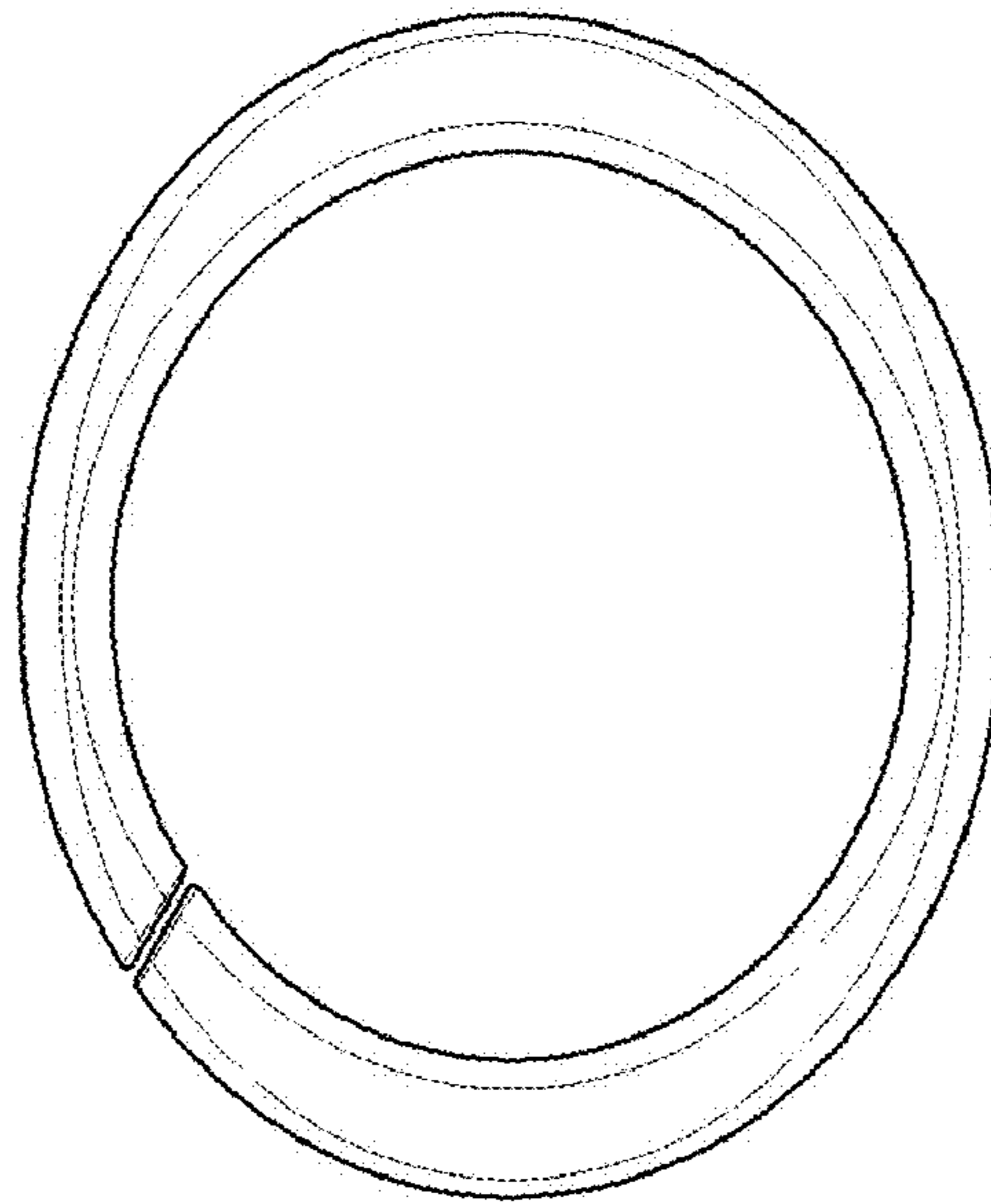


FIG. 6



FIG. 7