



US00D652698S

(12) **United States Design Patent**
Rothell

(10) **Patent No.:** **US D652,698 S**

(45) **Date of Patent:** **** Jan. 24, 2012**

(54) **FIELD STAKE ROLLER**

(76) **Inventor:** **Ronald Glenn Rothell**, Santa Barbara,
CA (US)

(**) **Term:** **14 Years**

(21) **Appl. No.:** **29/373,875**

(22) **Filed:** **May 31, 2011**

(51) **LOC (9) Cl.** **08-01**

(52) **U.S. Cl.** **D8/1; D8/356**

(58) **Field of Classification Search** D6/403-405,
D6/556-558; D8/1, 356; D11/143-156,
D11/164; D19/77, 80, 81; D25/100; D26/9-11,
D26/16; D34/1, 2, 4-6; D99/5, 19; 47/32.4,
47/32.5, 32.7, 33, 41.01, 41.1, 41.11-41.15,
47/44-47, 65, 65.5, 65.9, 66.1, 66.2, 66.6,
47/66.7, 67-71

See application file for complete search history.

(56) **References Cited**

U.S. PATENT DOCUMENTS

1,223,276 A * 4/1917 Haney D8/1
D130,495 S * 11/1941 Stewart D8/356

2,536,341 A * 1/1951 Asher D8/1
D306,681 S * 3/1990 Toca, III D8/1
D390,429 S * 2/1998 Spero D8/1
D398,199 S * 9/1998 Bowling et al. D8/1
D408,230 S * 4/1999 Evans D8/1
D410,269 S * 5/1999 Byrd D8/1
D417,596 S * 12/1999 Crowder D8/1
D554,478 S * 11/2007 Robinson et al. D8/356

* cited by examiner

Primary Examiner — Garth Rademaker

(57) **CLAIM**

The ornamental design for a field stake roller, as shown and described.

DESCRIPTION

FIG. 1 is a front, top perspective view of a field stake roller, showing my new design;

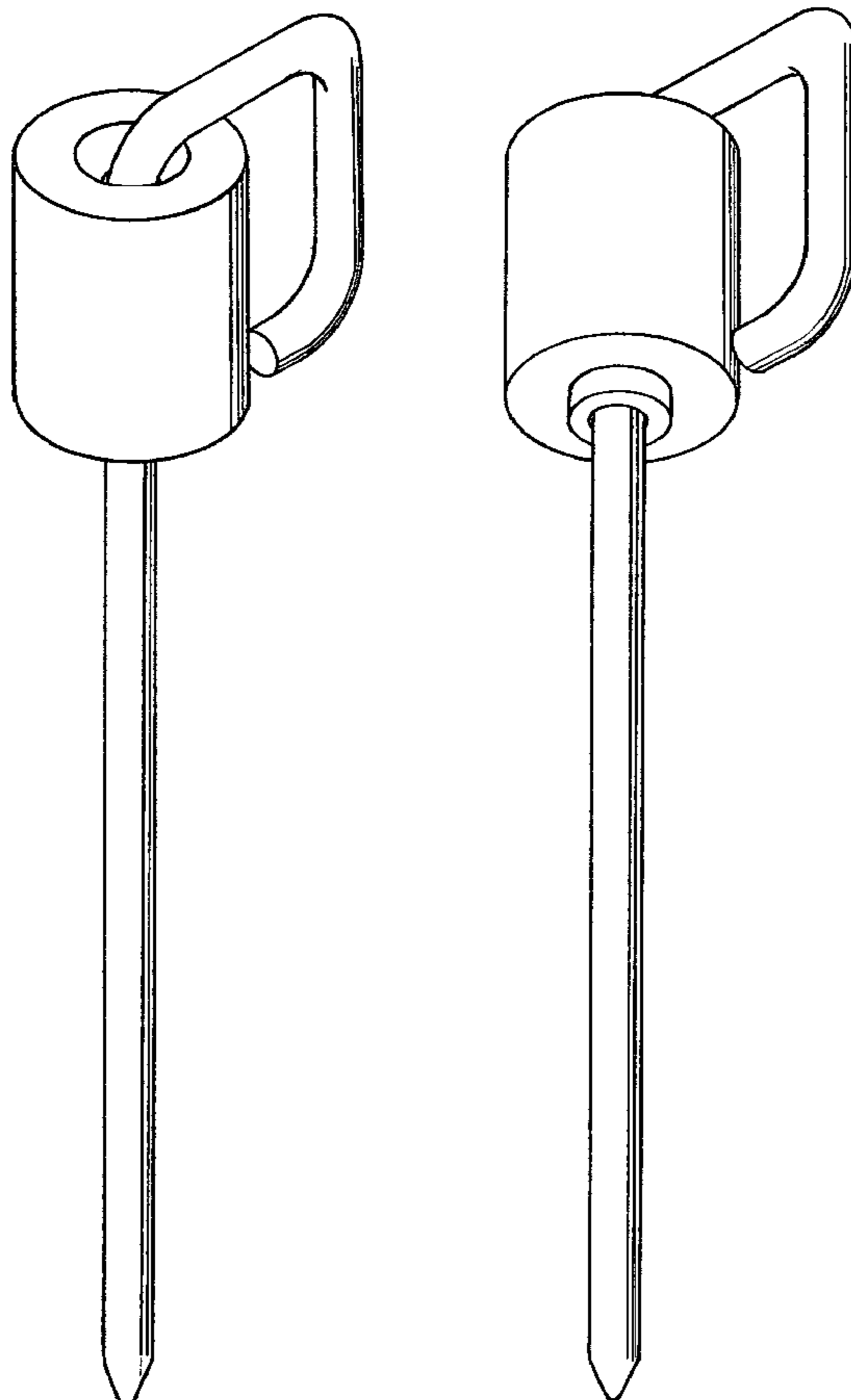
FIG. 2 is a front, bottom perspective view thereof;

FIG. 3 is a front elevation view thereof;

FIG. 4 is a right side elevation view thereof; and,

FIG. 5 is a top plan view thereof, shown at an enlarged scale.

1 Claim, 4 Drawing Sheets



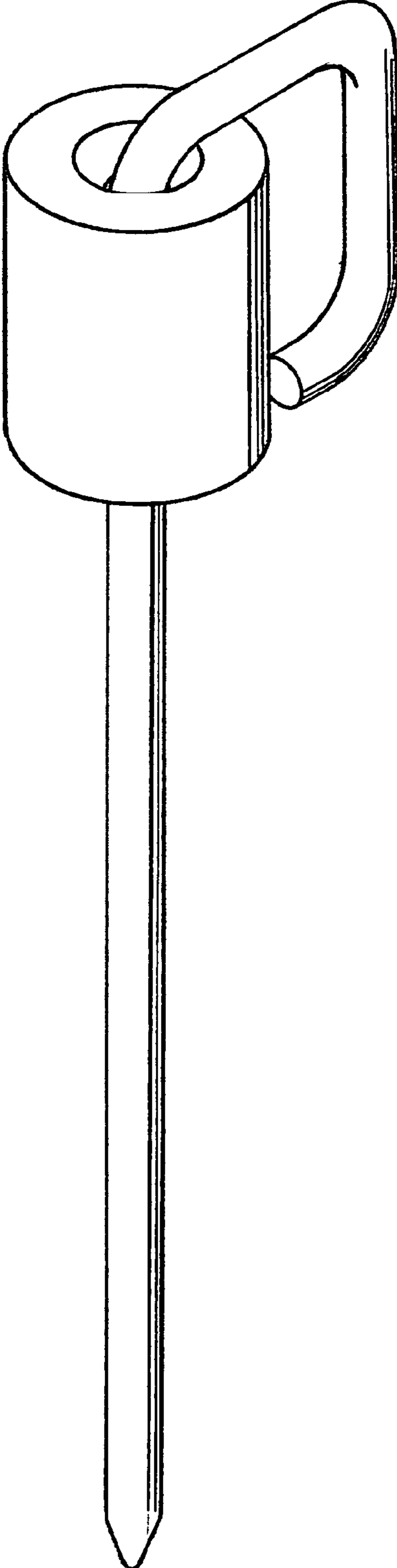


FIG 1

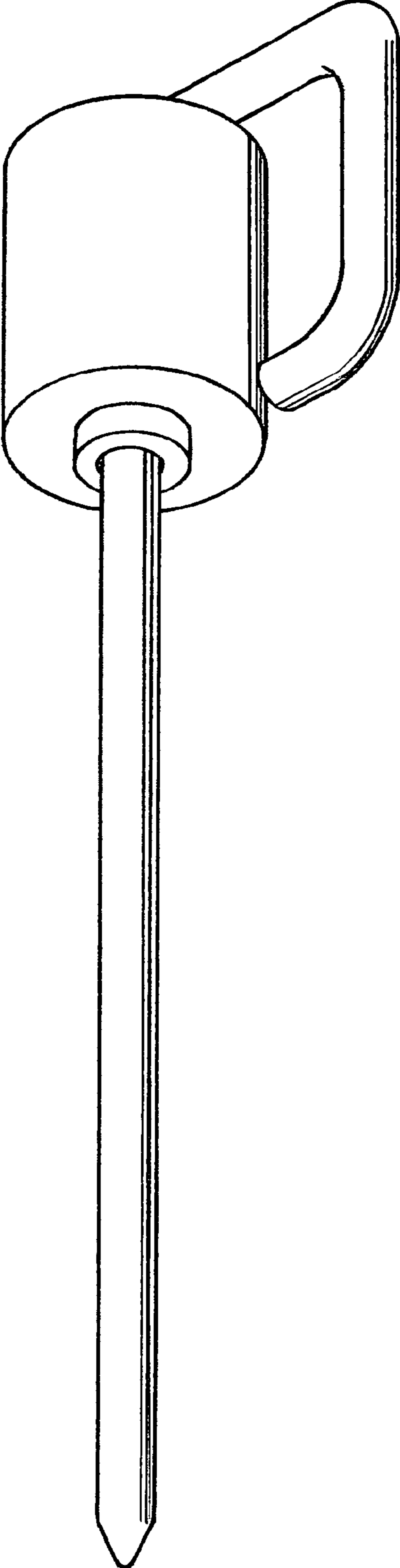


FIG 2

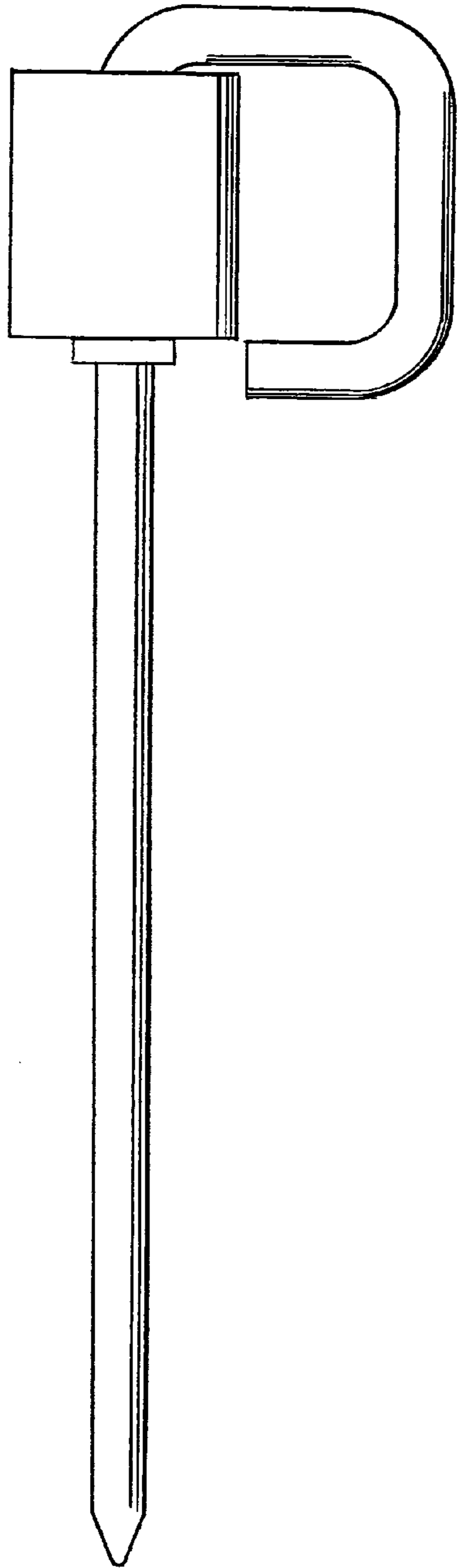


FIG 3

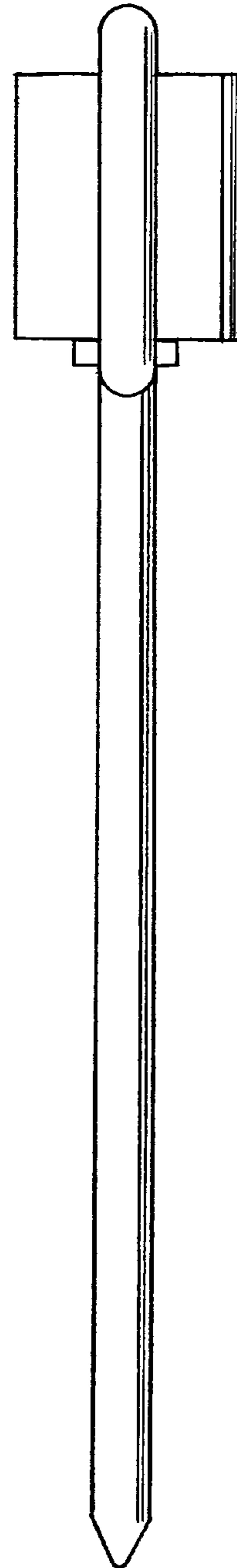


FIG 4

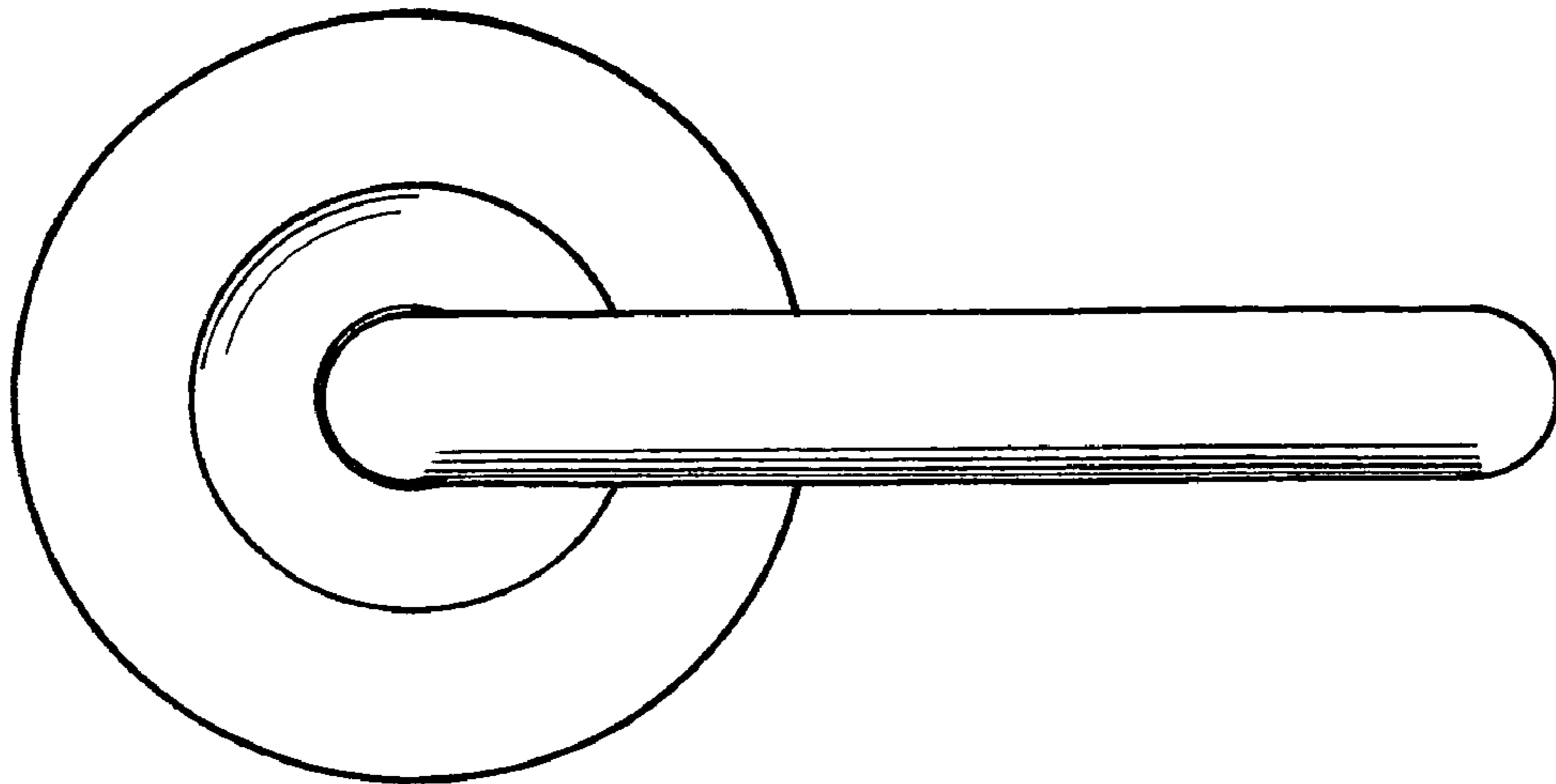


FIG 5