



US00D652688S

(12) **United States Design Patent**  
**Guindi**

(10) **Patent No.:** **US D652,688 S**

(45) **Date of Patent:** **\*\* Jan. 24, 2012**

(54) **FLAT NAPKIN HOLDER**

(75) **Inventor:** **Henry V. Guindi**, North Brunswick, NJ (US)

(73) **Assignee:** **HDS Trading Corp.**, North Brunswick, NJ (US)

(\*\*) **Term:** **14 Years**

(21) **Appl. No.:** **29/396,144**

(22) **Filed:** **Jun. 27, 2011**

(51) **LOC (9) Cl.** ..... **07-06**

(52) **U.S. Cl.** ..... **D7/631**

(58) **Field of Classification Search** ..... D7/631-634, D7/704, 601, 600.1-600.4, 637; D6/458, D6/449, 474, 462-467, 537, 566; D19/65, D19/75, 78, 86, 90, 91; 211/181.1, 85.31, 211/13.1, 41.1-41.4, 11, 126.9, 133.5  
See application file for complete search history.

(56) **References Cited**

**U.S. PATENT DOCUMENTS**

D219,205 S \* 11/1970 Propst ..... D3/306  
D315,925 S \* 4/1991 Rich ..... D19/92

D433,286 S \* 11/2000 Goodman et al. .... D7/631  
D588,839 S \* 3/2009 Klein et al. .... D6/462  
D640,510 S 6/2011 Guindi

\* cited by examiner

*Primary Examiner* — Terry Wallace

(74) *Attorney, Agent, or Firm* — Rankin, Hill & Clark LLP


(57) **CLAIM**

The ornamental design for an flat napkin holder, as shown and described.

**DESCRIPTION**

FIG. 1 is a top, front, and right perspective view of a flat napkin holder showing my new design; FIG. 2 is a front elevational view thereof; FIG. 3 is a left side elevational view thereof; FIG. 4 is a right side elevational view thereof; FIG. 5 is a rear elevational view thereof; FIG. 6 is a top plan view thereof; and, FIG. 7 is a bottom plan view thereof.

**1 Claim, 7 Drawing Sheets**



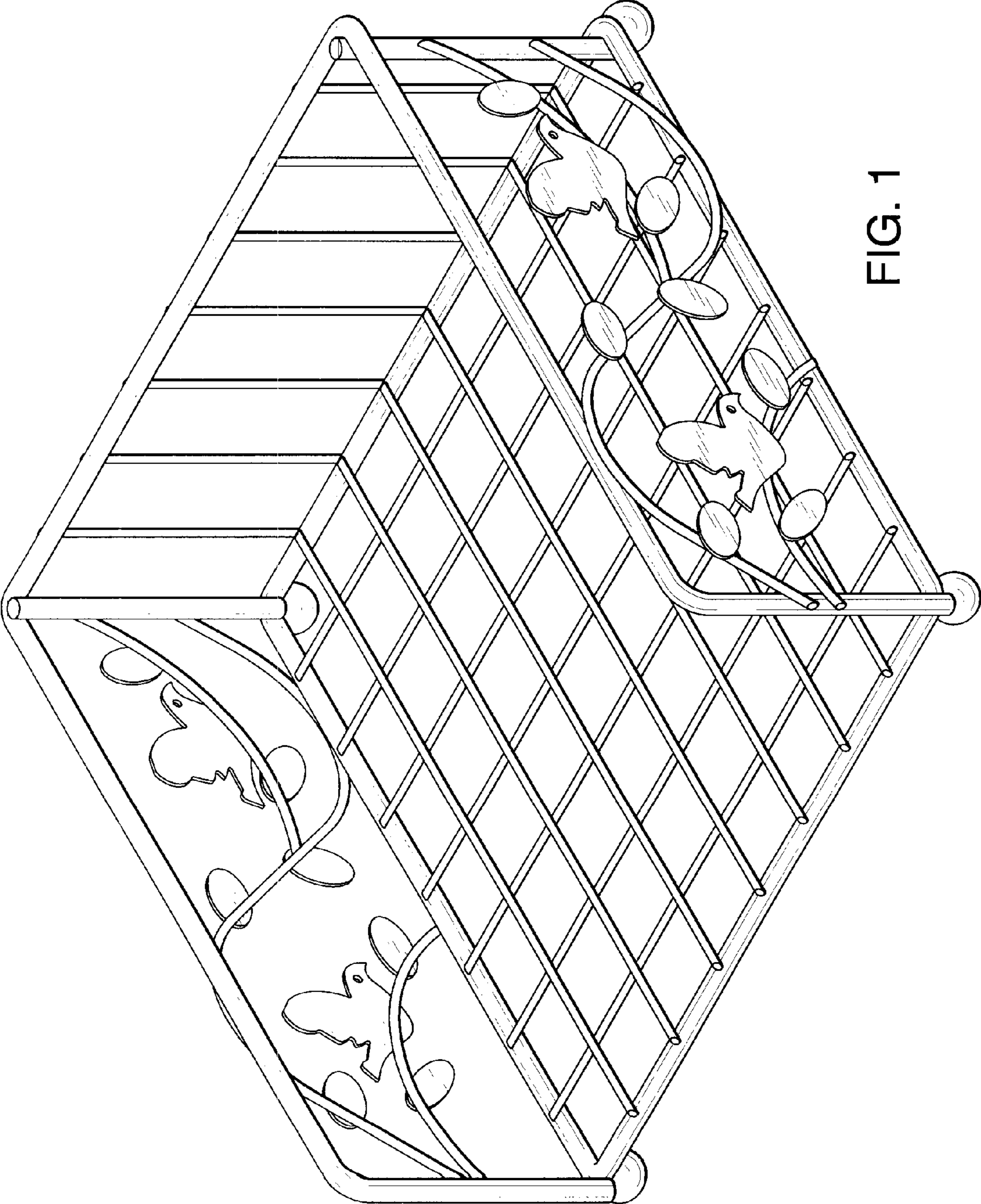


FIG. 1




FIG. 2

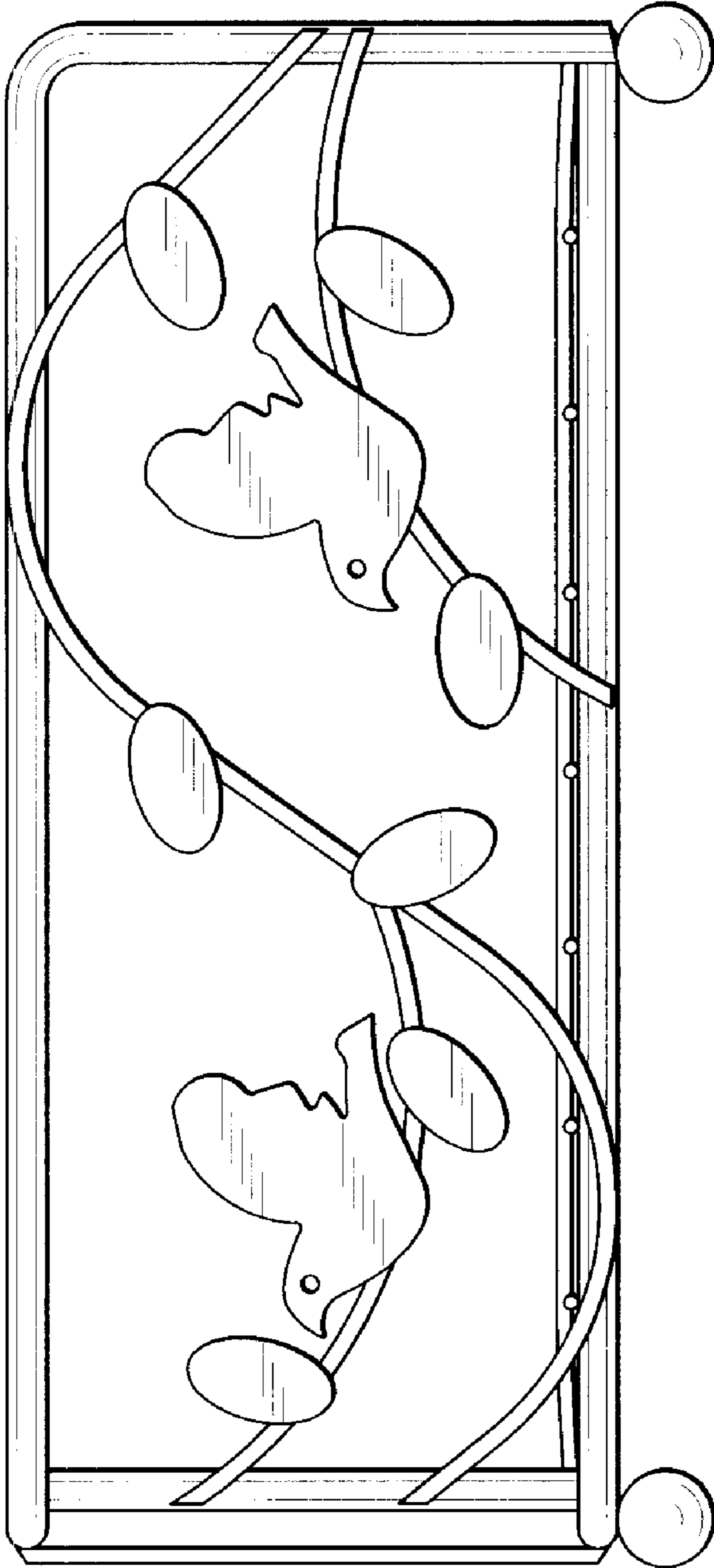


FIG. 3

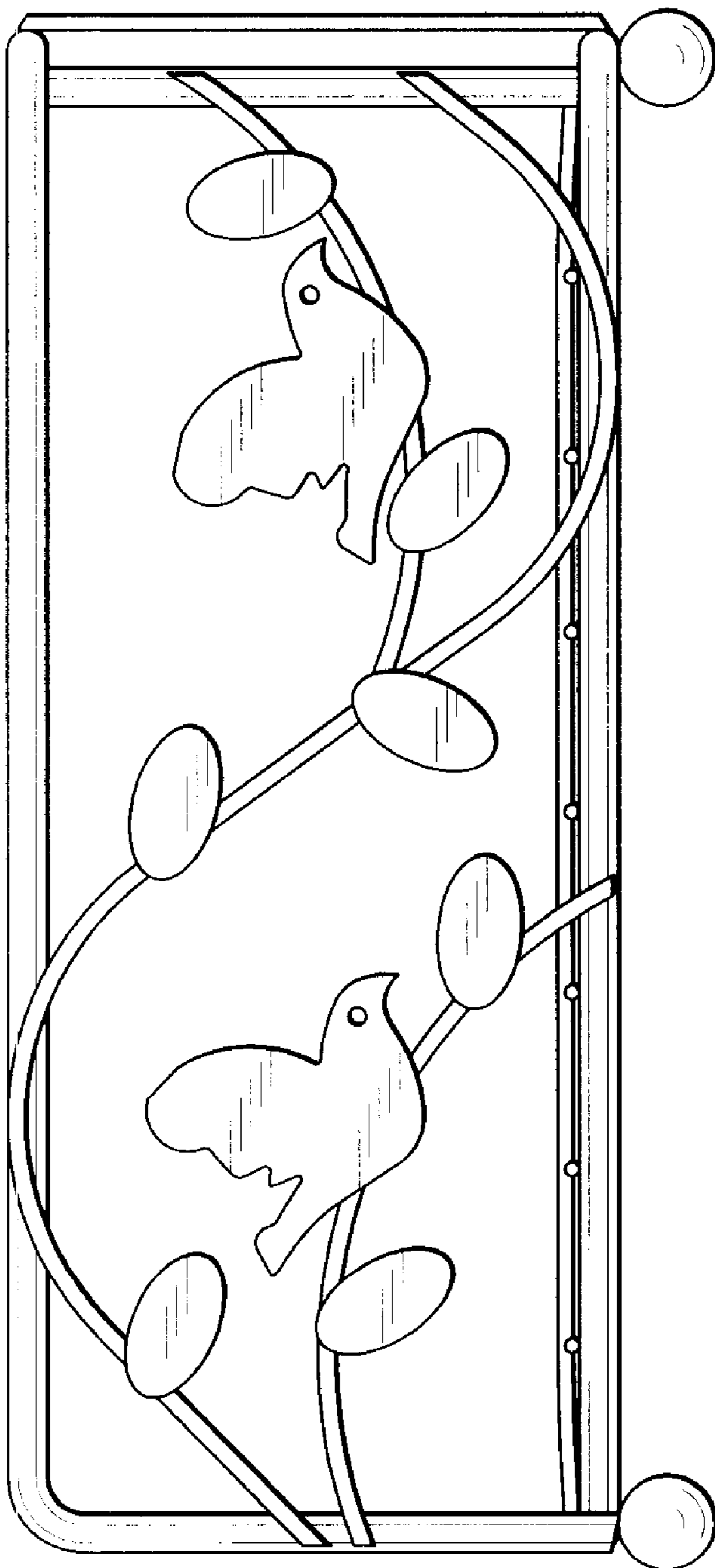


FIG. 4




FIG. 5




FIG. 6

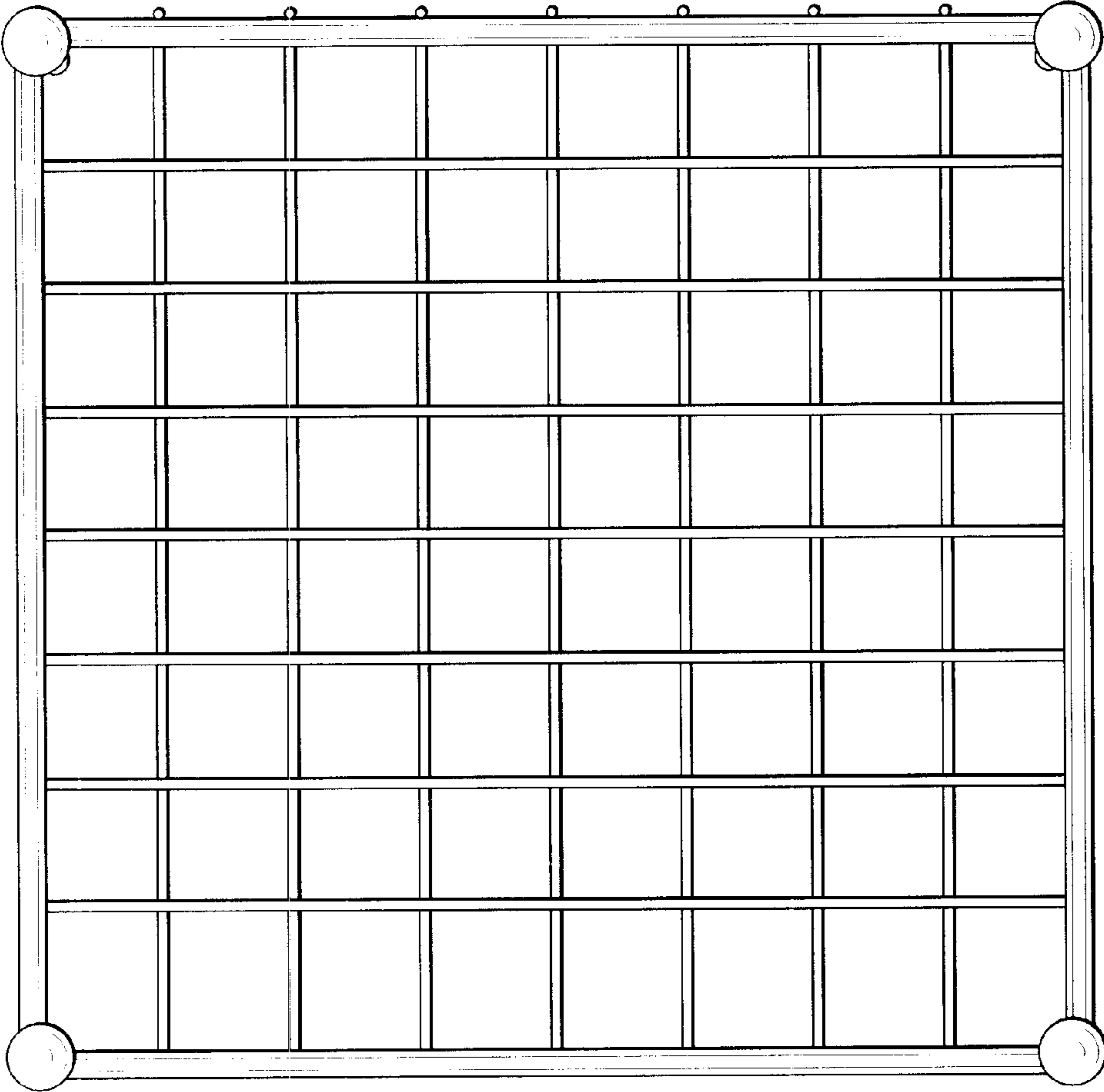


FIG. 7