



US00D652684S

(12) **United States Design Patent**  
**Herrera**

(10) **Patent No.:** **US D652,684 S**

(45) **Date of Patent:** **\*\* Jan. 24, 2012**

(54) **EXTENDABLE SPICE RACK**

(76) Inventor: **Ted O. Herrera**, Denver, CO (US)

(\*\*) Term: **14 Years**

(21) Appl. No.: **29/389,691**

(22) Filed: **Apr. 14, 2011**

(51) **LOC (9) Cl.** ..... **07-06**

(52) **U.S. Cl.** ..... **D7/600.1**

(58) **Field of Classification Search** .... D7/600.1-600.4,  
D7/590, 701-708; D6/474, 479, 570, 569;  
211/74, 75, 60.1, 71.01; 248/176.1; 312/306,  
312/312, 317.1

See application file for complete search history.

(56) **References Cited**

**U.S. PATENT DOCUMENTS**

- D342,846 S \* 1/1994 Stefanowicz ..... D6/479
- D377,427 S \* 1/1997 Ashton, II ..... D6/474

- D389,345 S \* 1/1998 Grosfillex ..... D6/478
- D495,929 S \* 9/2004 Clarson ..... D7/600.4
- D514,355 S \* 2/2006 Cowan et al. .... D6/470

\* cited by examiner

*Primary Examiner* — Terry Wallace

(74) *Attorney, Agent, or Firm* — QuickPatents, Inc.; Kevin Prince

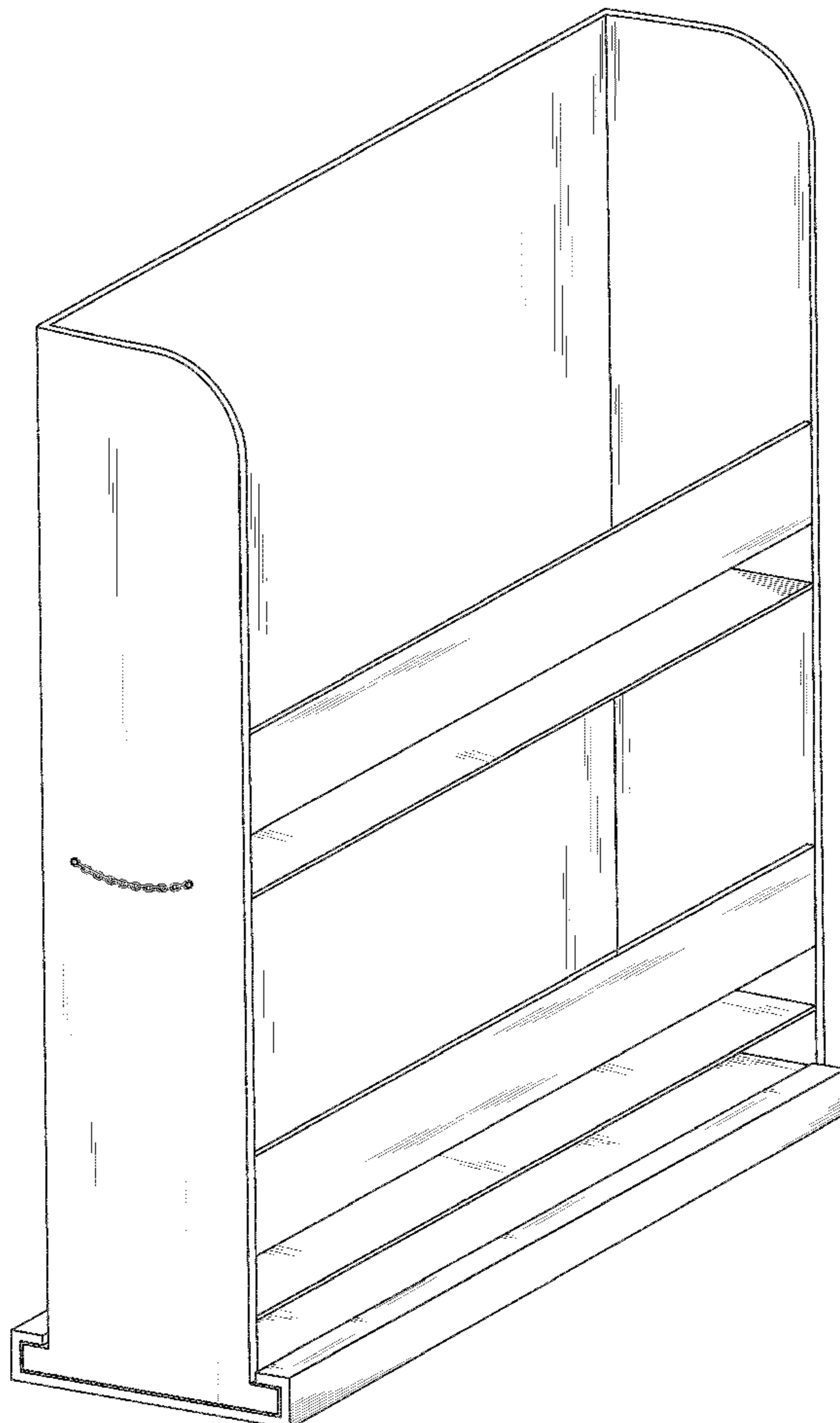
(57) **CLAIM**

I claim the ornamental design for an extendable spice rack, as shown and described.

**DESCRIPTION**

FIG. 1 is a perspective view of an extendable spice rack, showing my new design;  
 FIG. 2 is a front elevational view thereof;  
 FIG. 3 is a rear elevational view thereof;  
 FIG. 4 is a left-side elevational view thereof;  
 FIG. 5 is a right-side elevational view thereof;  
 FIG. 6 is a top plan view thereof; and,  
 FIG. 7 is a bottom plan view thereof.

**1 Claim, 5 Drawing Sheets**



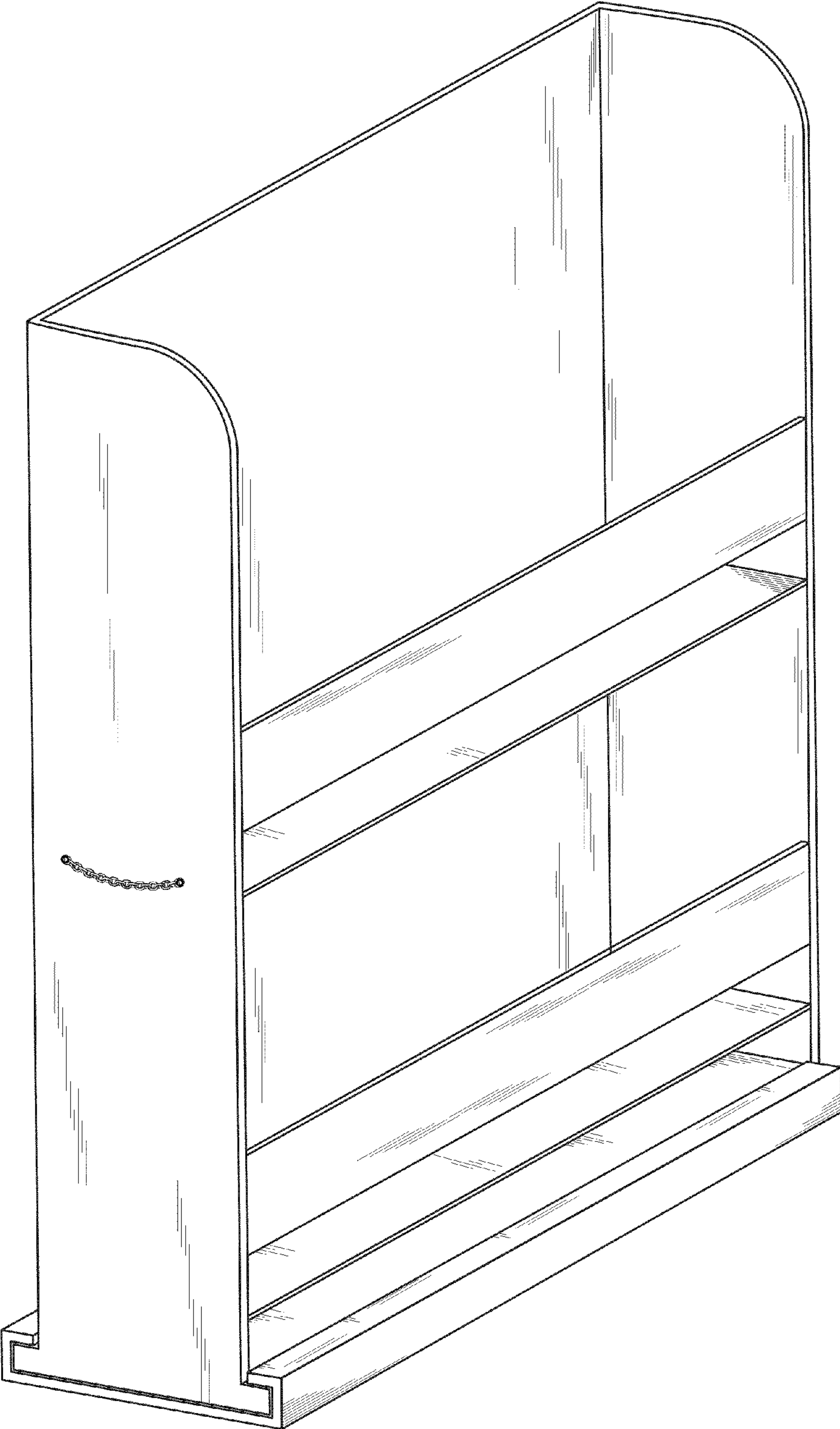


FIG. 1




FIG. 2




FIG. 3

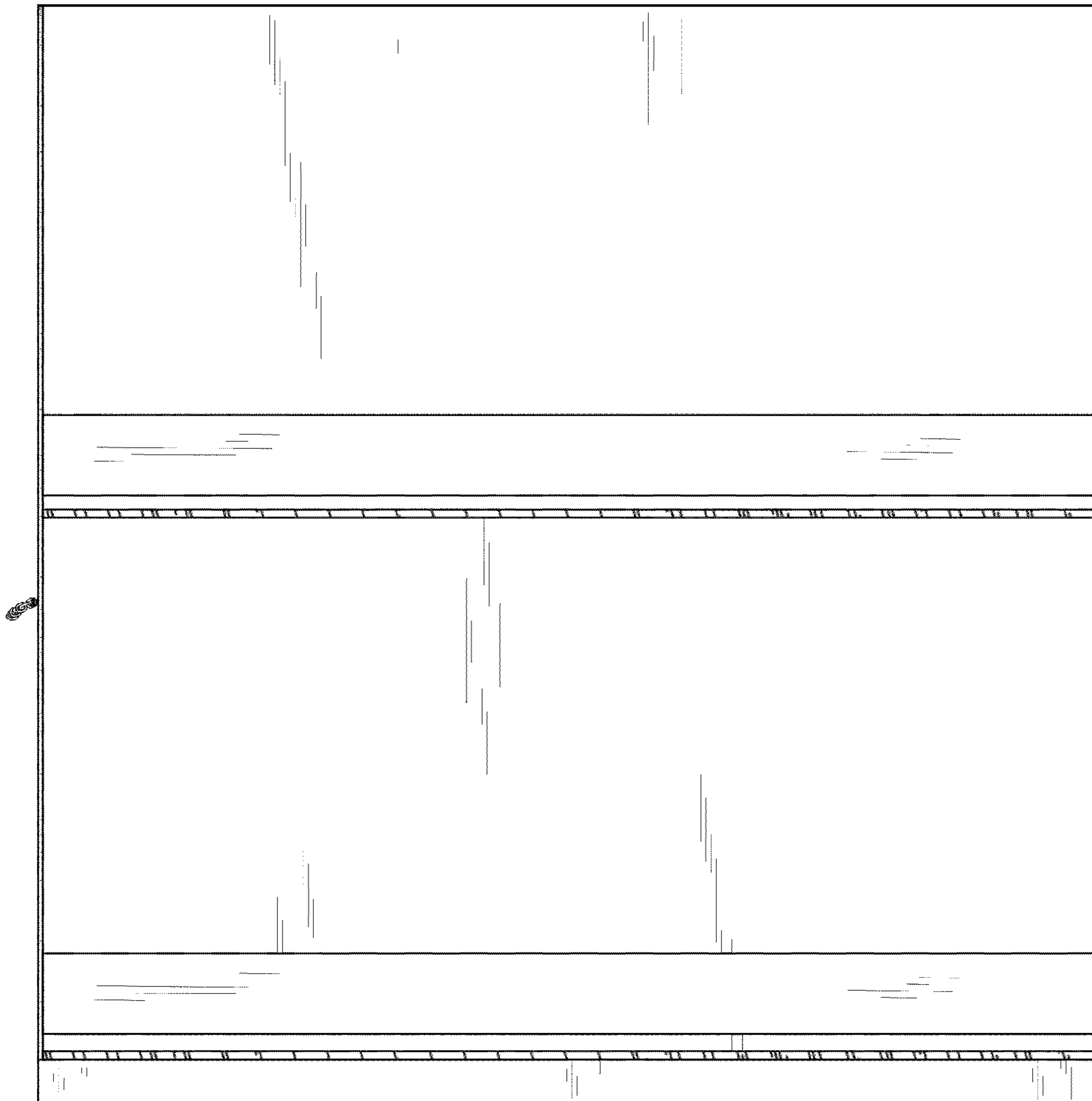


FIG. 4

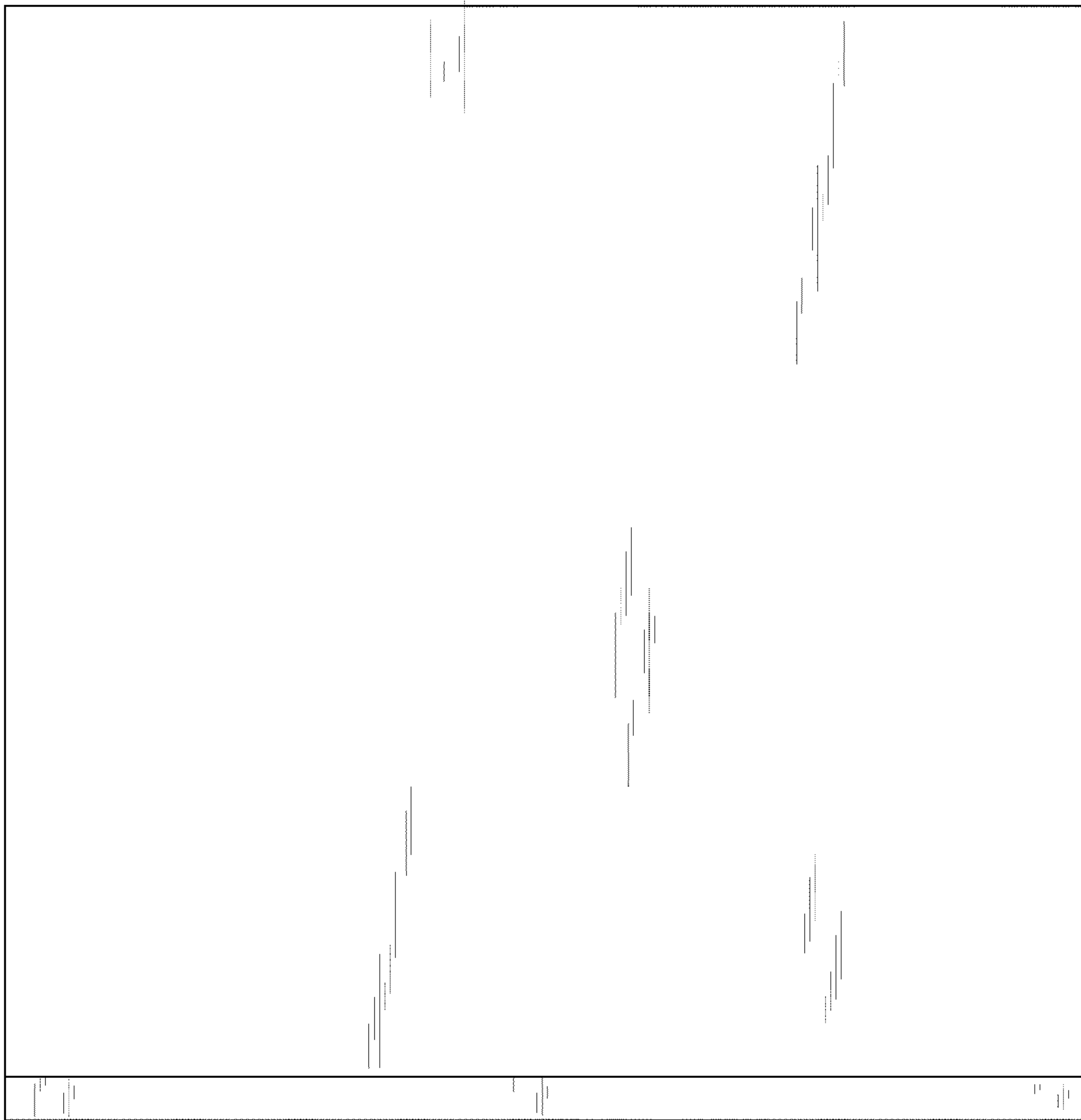


FIG. 5




FIG. 6




FIG. 7