



US00D652673S

(12) **United States Design Patent**
Cheng et al.

(10) **Patent No.:** **US D652,673 S**
(45) **Date of Patent:** **** Jan. 24, 2012**

(54) **COOKWARE LID HANDLE HAVING A CONTRASTING EMBEDDED PORTION**

(75) Inventors: **Stanley Kin Sui Cheng**, Hillsborough, CA (US); **Robert A. Rae**, Las Vegas, NV (US)

(73) Assignee: **Meyer Intellectual Properties Limited** (VG)

(**) Term: **14 Years**

(21) Appl. No.: **29/372,418**

(22) Filed: **Nov. 16, 2010**

(51) **LOC (9) Cl.** **07-02**

(52) **U.S. Cl.** **D7/394**

(58) **Field of Classification Search** D7/354-361, D7/391, 393-395, 396.2, 514, 664; D8/107, D8/300, 301, 306, 315, 316, 317, 319, 320, D8/321; 16/430, 431, 110.1, 114.1, 407, 16/416, 429, 443, 441; 220/377, 573.1-573.5, 220/752, 753, 755, 756, 760, 772, 773, 912; D3/318; 138/121, 145, 173

See application file for complete search history.

(56) **References Cited**

U.S. PATENT DOCUMENTS

D493,349 S * 7/2004 Tetreault et al. D8/317
D506,666 S * 6/2005 Tetreault et al. D8/317
D507,718 S * 7/2005 Kellermann et al. D7/360

D537,294 S * 2/2007 Levy et al. D7/393
D570,186 S * 6/2008 Hanes D8/317
D588,403 S * 3/2009 Tetreault D7/394
D611,297 S * 3/2010 Tetreault D7/394

* cited by examiner

Primary Examiner — Cynthia M Chin

(74) *Attorney, Agent, or Firm* — Edward S. Sherman

(57) **CLAIM**

The ornamental design for a cookware lid handle having a contrasting embedded portion, as shown and described.

DESCRIPTION

FIG. 1 is a perspective view of the “cookware lid handle having a contrasting embedded portion” showing my new design;

FIG. 2 is a right side elevational view thereof, the left side elevational view being a mirror image thereof;

FIG. 3 is a top plan view thereof;

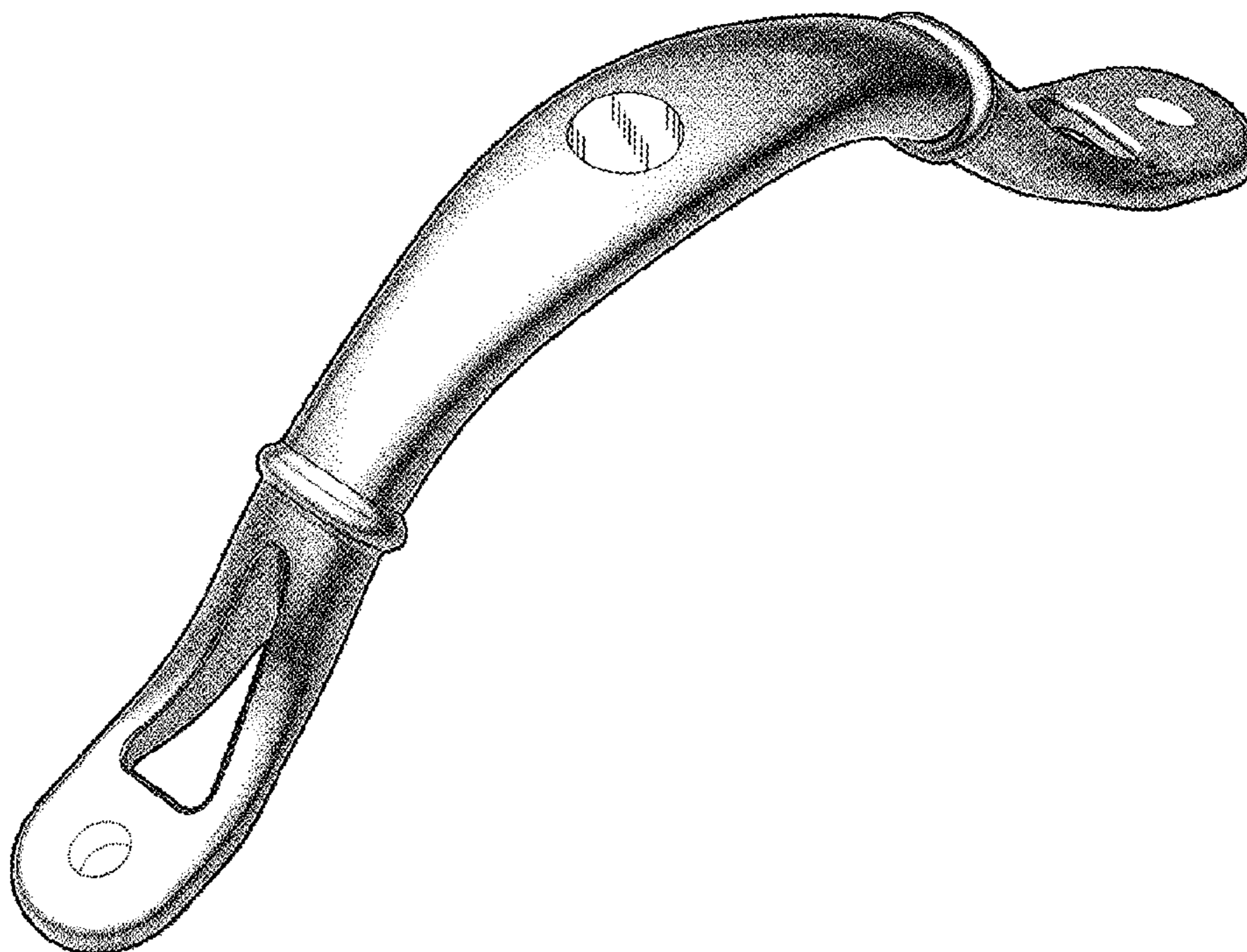
FIG. 4 is a bottom plan view thereof; and,

FIG. 5 is a front elevational view thereof, the rear elevational view being a mirror image thereof.

The handle has an embedded metallic portion that contrasts the surrounding material that forms the greater part of the handle.

The broken lines in FIGS. 1, 2, 3 and 5 are for illustrative purposes only, depicting the environment of the new design, forming no part thereof as claimed.

1 Claim, 3 Drawing Sheets



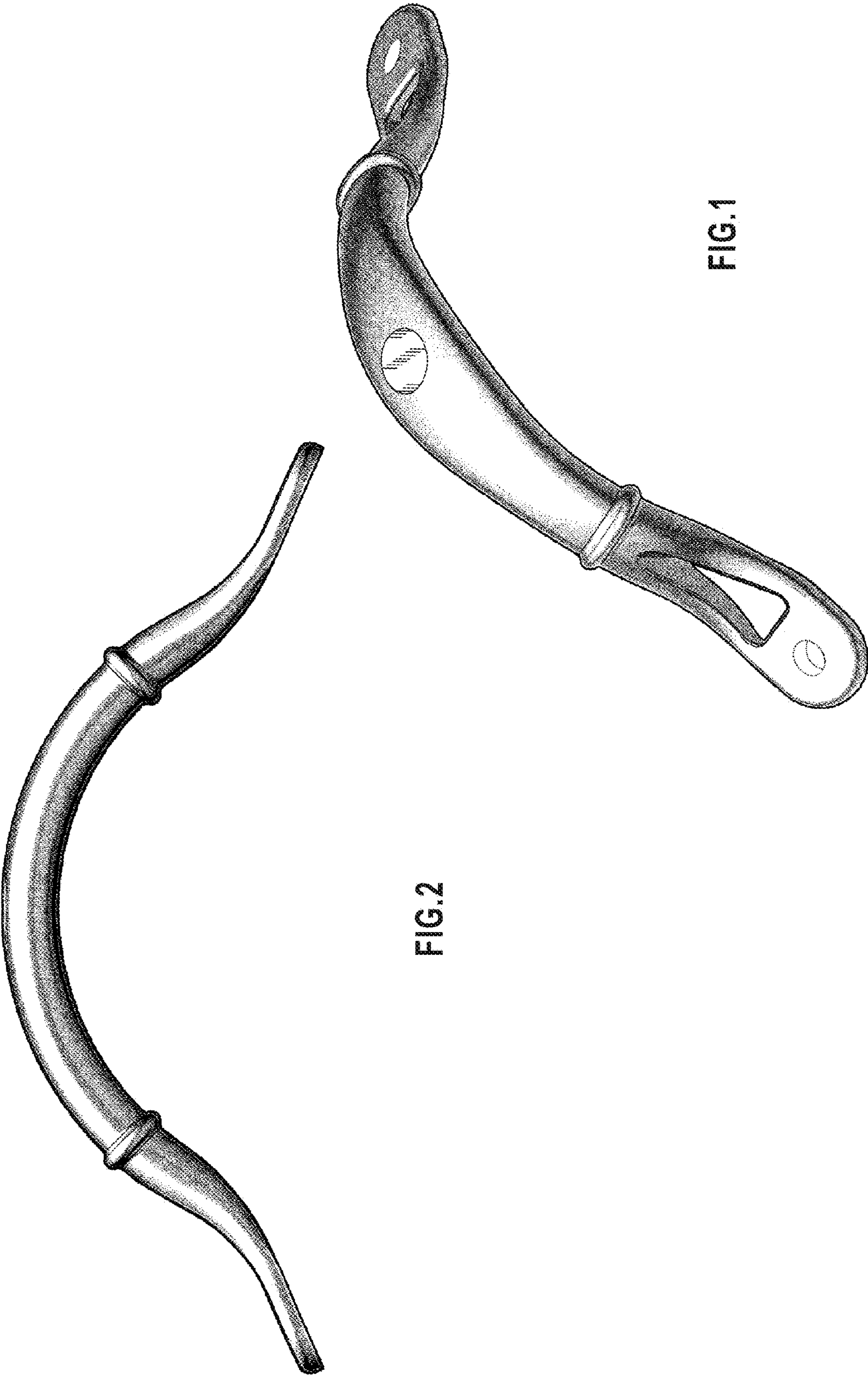


FIG.1

FIG.2

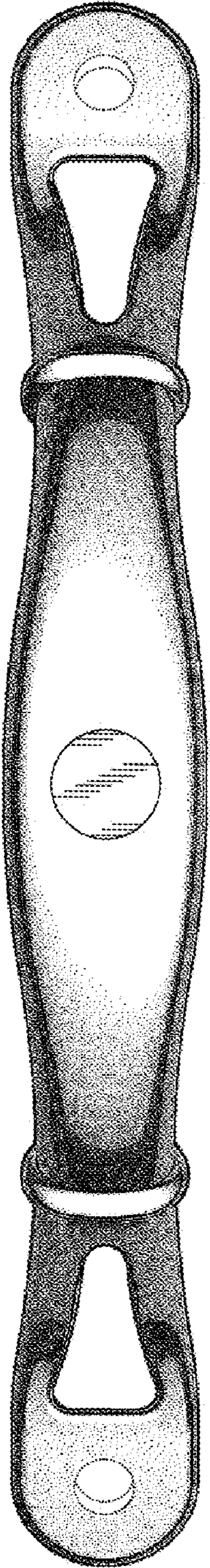


FIG. 3




FIG. 4

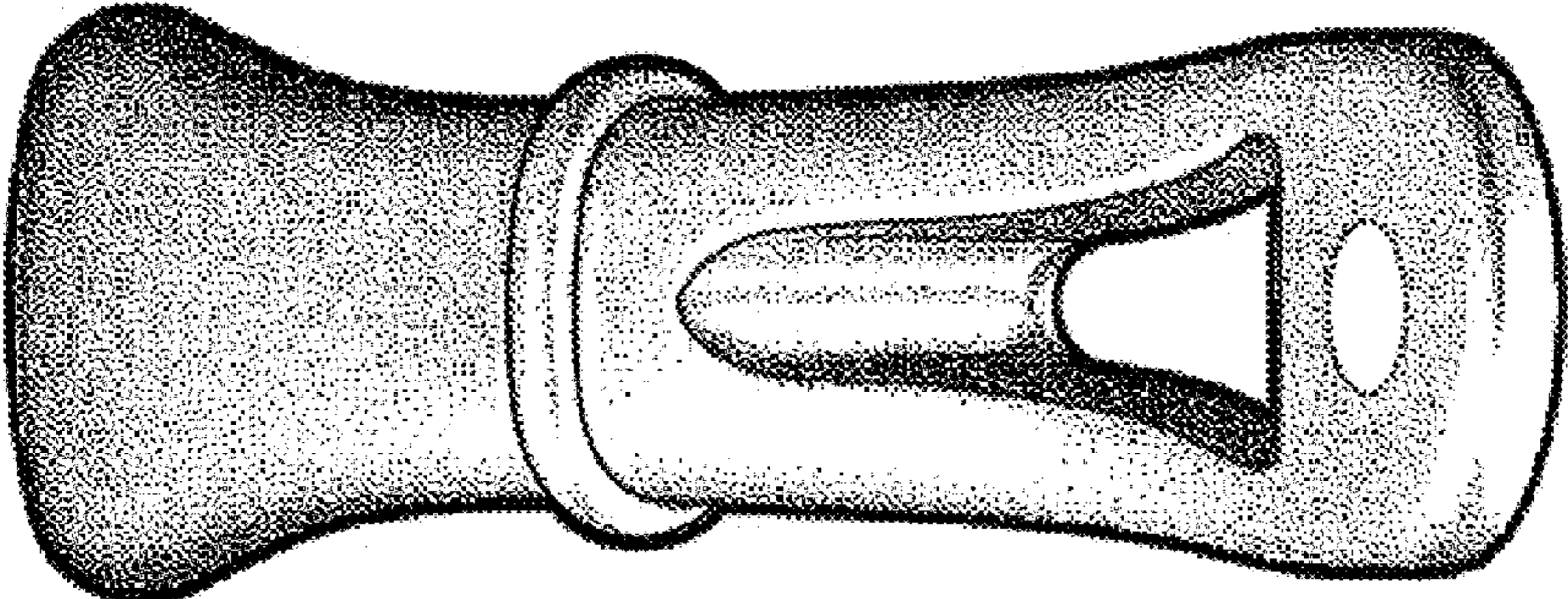


FIG. 5