



US00D652659S

(12) **United States Design Patent**
Barker

(10) **Patent No.:** **US D652,659 S**
(45) **Date of Patent:** **** Jan. 24, 2012**

(54) **PLANT HANGER**

(76) Inventor: **Michael Barker**, Colorado Springs, CO
(US)

(**) Term: **14 Years**

(21) Appl. No.: **29/372,886**

(22) Filed: **Jan. 28, 2011**

(51) **LOC (9) Cl.** **06-06**

(52) **U.S. Cl.** **D6/513**

(58) **Field of Classification Search** D6/512-514;
D8/349, 354, 367, 373; 248/475.1, 489,
248/200, 205.1, 304, 305, 309.1; 47/66.6,
47/67

See application file for complete search history.

(56) **References Cited**

U.S. PATENT DOCUMENTS

D245,052 S * 7/1977 Mulford D6/513
D248,434 S * 7/1978 Clivio et al. D6/512

D270,797 S * 10/1983 Marleau D6/512
4,449,324 A * 5/1984 Ostarly 47/67
D288,645 S * 3/1987 Campbell D6/513
D301,522 S * 6/1989 Kolton et al. D6/513

* cited by examiner

Primary Examiner — Brian N Vinson

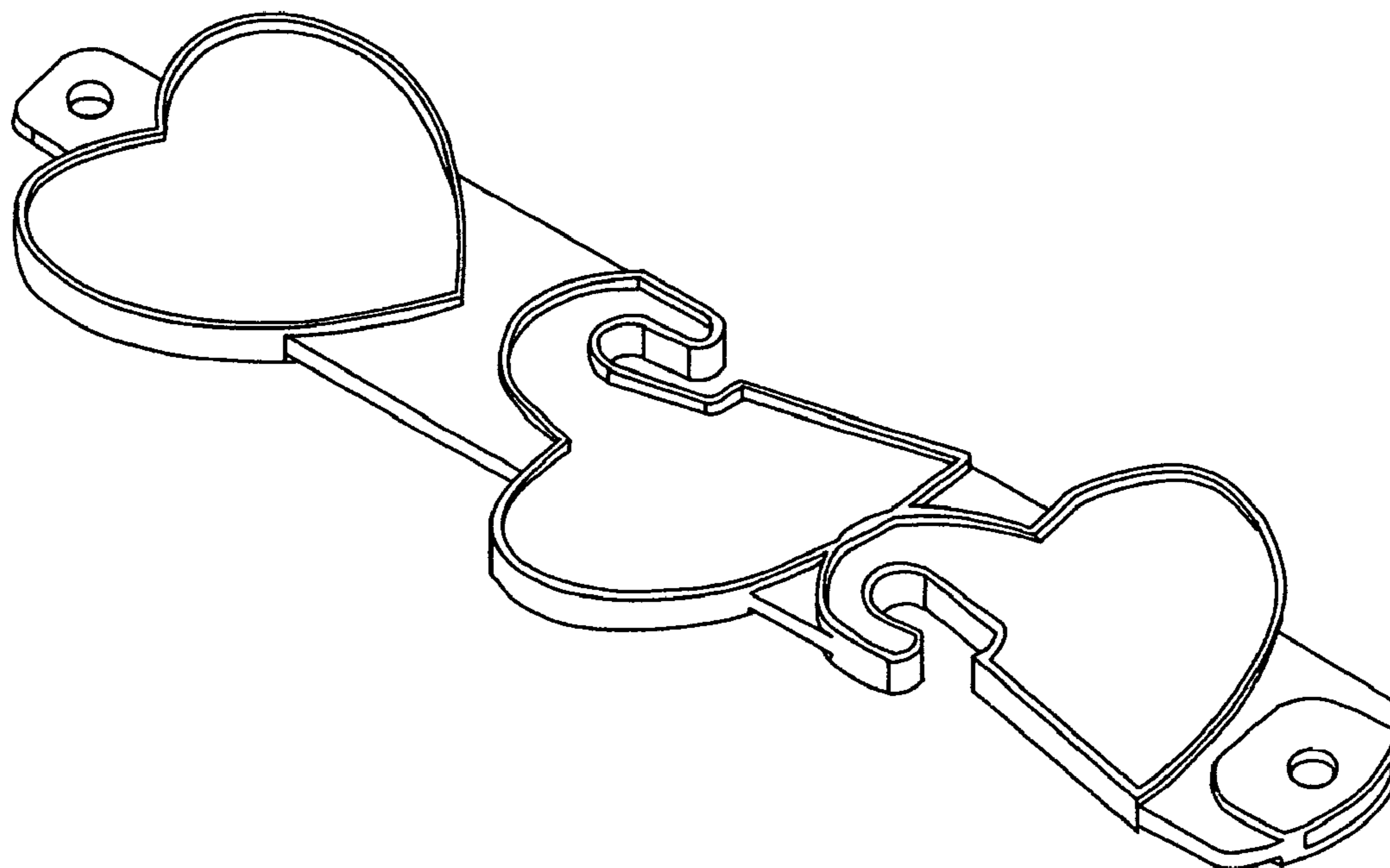
(57) **CLAIM**

The ornamental design for a plant hanger, as shown and described.

DESCRIPTION

FIG. 1 is a perspective view illustrating the front face and left side of a plant hanger showing my new design; FIG. 2 is a front elevational view thereof; FIG. 3 is a left side elevational view thereof; and, FIG. 4 is a right side elevational view thereof. Surfaces or portions of the plant hanger not shown in the drawings or described in the Specification form no part of the claimed design.

1 Claim, 4 Drawing Sheets



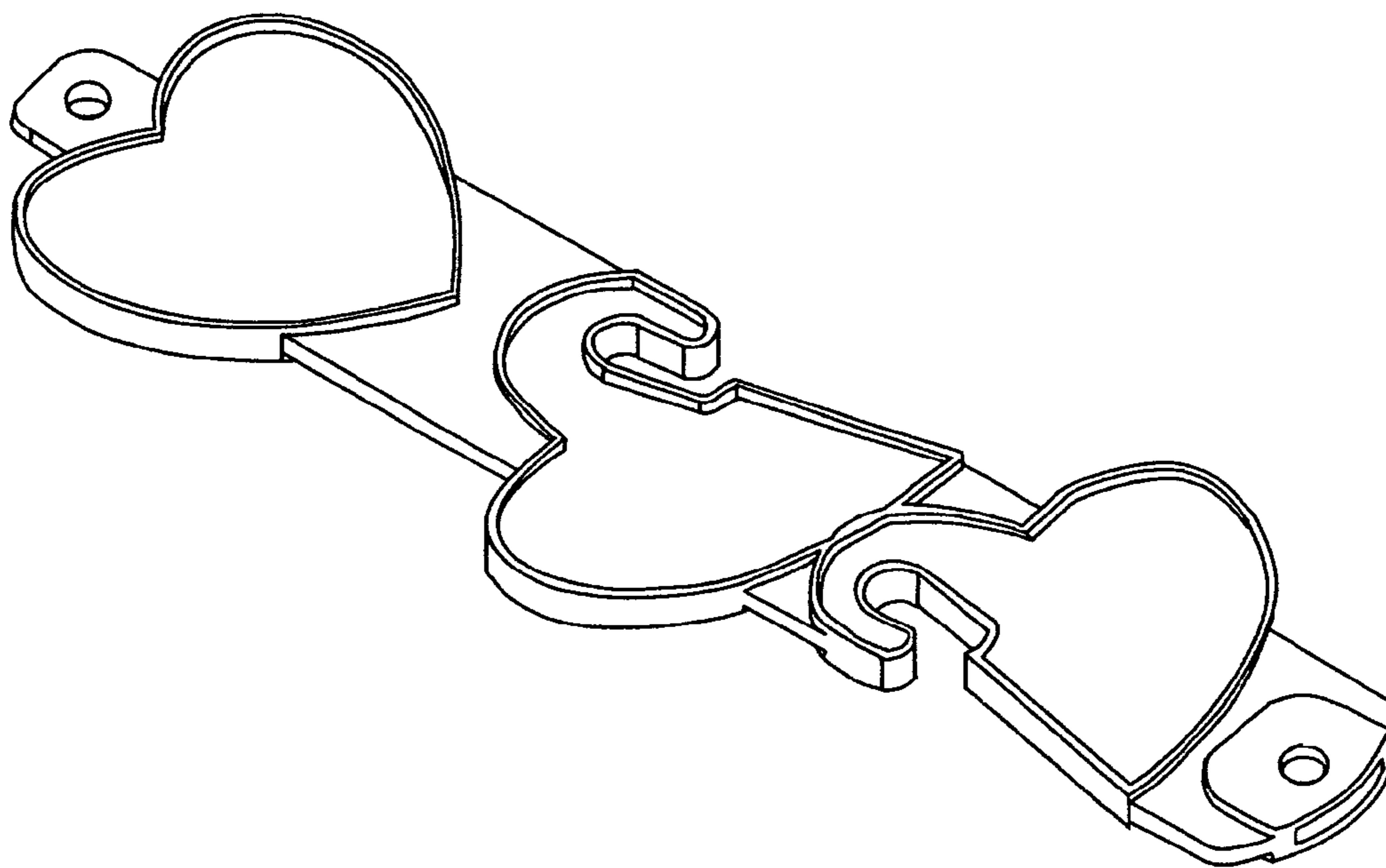


FIG 1

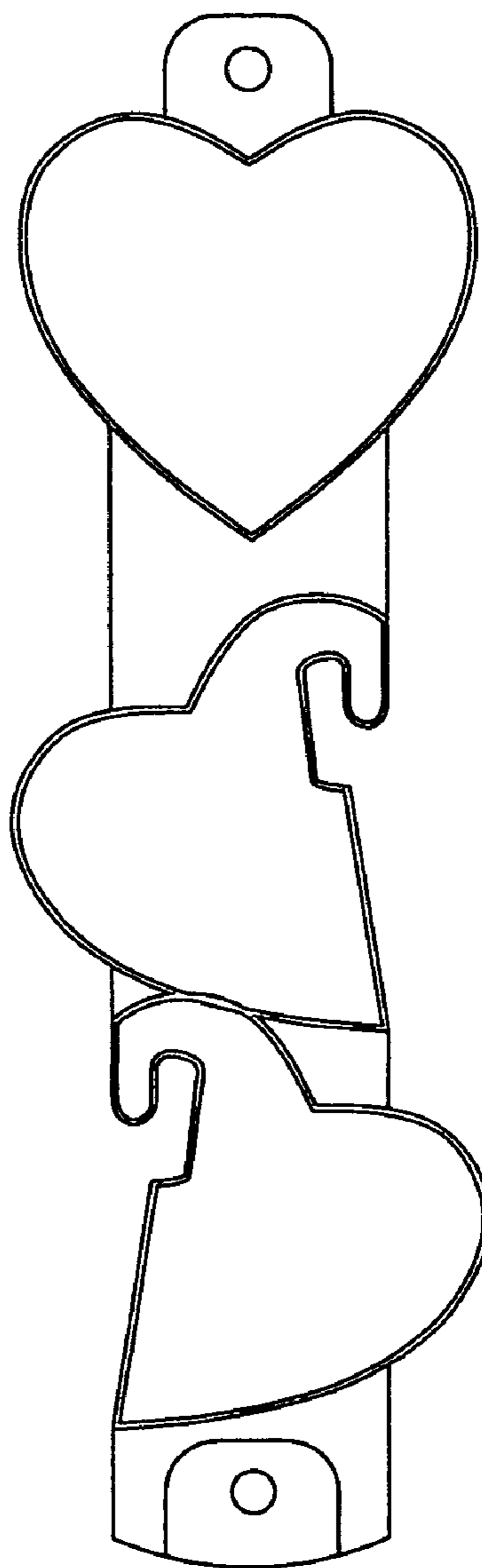


FIG 2

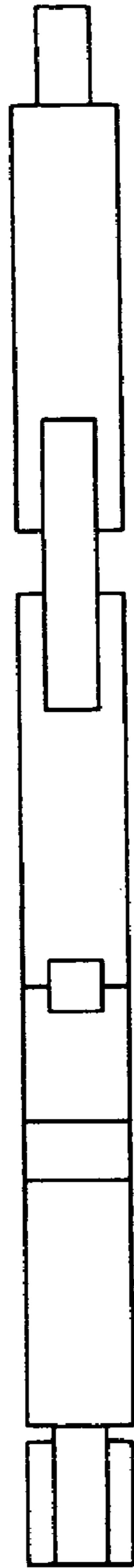


FIG 3



FIG 4