



US00D652649S

(12) **United States Design Patent**  
**Brousset Sangalli et al.**

(10) **Patent No.:** **US D652,649 S**  
(45) **Date of Patent:** **\*\* Jan. 24, 2012**

(54) **PRODUCT DISPLAY**

(75) Inventors: **Michel Alexandre Brousset Sangalli**,  
Loveland, OH (US); **Jessica Anne**  
**Drueding**, Dayton, OH (US); **Martin**  
**Lee Erbes**, Skaneateles, NY (US);  
**David Gene Everson**, Mason, OH (US);  
**Thomas Milton Fairhurst**, Skaneateles,  
NY (US)

(73) Assignee: **The Procter & Gamble Company**,  
Cincinnati, OH (US)

(\*\*) Term: **14 Years**

(21) Appl. No.: **29/397,829**

(22) Filed: **Jul. 21, 2011**

**Related U.S. Application Data**

(62) Division of application No. 29/385,622, filed on Feb. 17, 2011, now Pat. No. Des. 644,036, which is a division of application No. 29/367,740, filed on Aug. 12, 2010, now Pat. No. Des. 634,942, which is a division of application No. 29/321,698, filed on Jul. 22, 2008, now Pat. No. Des. 623,872.

(51) **LOC (9) Cl.** ..... **06-04**

(52) **U.S. Cl.** ..... **D6/396**

(58) **Field of Classification Search** ..... D6/396-397,  
D6/410, 414, 423, 433, 436-437, 448, 451,  
D6/467, 470, 471, 474, 476-480, 509-511;  
211/59.4, 74, 189, 194, 97, 133.1, 49.1, 85.2;  
312/107, 114, 118, 204, 341; 248/146; 108/53.5,  
108/59, 60; 206/745, 736

See application file for complete search history.

(56) **References Cited**

U.S. PATENT DOCUMENTS

D292,355	S	*	10/1987	Headon	.....	D6/479
D327,785	S	*	7/1992	Day	.....	D6/396
5,553,724	A	*	9/1996	Moher et al.	.....	211/70.7
D402,829	S	*	12/1998	Jay	.....	D6/479
D488,633	S	*	4/2004	Richardson et al.	.....	D6/396
D584,902	S	*	1/2009	Neff et al.	.....	D6/396
D599,130	S	*	9/2009	Clark et al.	.....	D6/396

\* cited by examiner

*Primary Examiner* — Caron D Veynar

*Assistant Examiner* — Abraham Bahta

(74) *Attorney, Agent, or Firm* — Alexandra S. Anoff; Adam W. Borgman

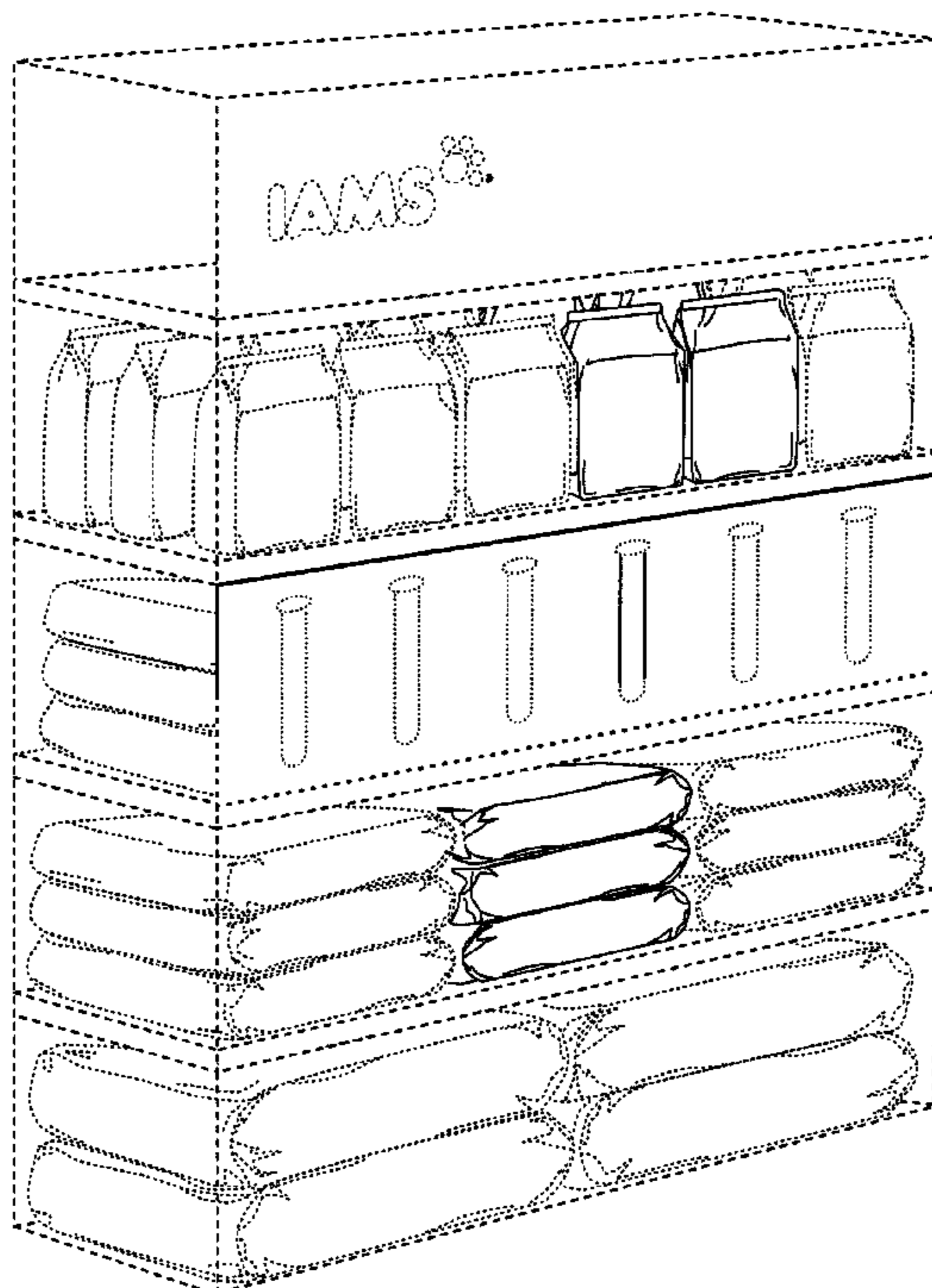
(57) **CLAIM**

The ornamental design for a product display, as shown and described.

**DESCRIPTION**

FIG. 1 is a perspective view of the product display showing our new design;  
FIG. 2 is a front view thereof;  
FIG. 3 is a left side view thereof; and,  
FIG. 4 is a back view thereof.  
The broken line showing of portions of the product display is included for the purpose of illustrating environmental structure and forms no part of the claimed design.

**1 Claim, 4 Drawing Sheets**






Fig.1




Fig.2




Fig.3




Fig.4