

US00D652645S

(12) **United States Design Patent**
Porter et al.

(10) **Patent No.:** **US D652,645 S**
(45) **Date of Patent:** **** Jan. 24, 2012**

- (54) **AIRCRAFT SEAT**
- (75) Inventors: **Glen Wilson Porter**, Christchurch (NZ);
Victoria Anne Bamford, Auckland
(NZ); **Kerry Alan Reeves**, Auckland
(NZ); **Stuart Anthony Eric Hilton**,
Auckland (NZ)
- (73) Assignee: **Air New Zealand Limited**, Auckland
(NZ)
- (**) Term: **14 Years**
- (21) Appl. No.: **29/387,189**
- (22) Filed: **Mar. 10, 2011**

5,992,798 A	11/1999	Ferry	
6,059,364 A	5/2000	Dryburgh et al.	
6,170,786 B1	1/2001	Park et al.	
6,375,119 B2	4/2002	Park et al.	
D468,294 S *	1/2003	Solland	D14/216
6,742,842 B2	6/2004	Dowty	
D493,294 S *	7/2004	Newson	D6/356
6,793,282 B2	9/2004	Plant et al.	
D526,144 S *	8/2006	Luebke	D6/500
7,201,439 B2	4/2007	Schweizer	
7,252,332 B2	8/2007	Thompson	
7,448,575 B2	11/2008	Cheung et al.	
7,469,861 B2	12/2008	Ferry et al.	
7,472,957 B2	1/2009	Ferry et al.	
7,523,888 B2	4/2009	Ferry et al.	
D592,412 S *	5/2009	Suge et al.	D6/356
7,578,470 B2	8/2009	Plant	

(Continued)

Related U.S. Application Data

- (62) Division of application No. 29/354,349, filed on Jan. 22, 2010.

Foreign Application Priority Data

- Dec. 10, 2009 (NZ) 413078
- Dec. 10, 2009 (NZ) 413079
- Dec. 10, 2009 (NZ) 413080
- Dec. 10, 2009 (NZ) 413081
- Dec. 16, 2009 (NZ) 413107
- Dec. 16, 2009 (NZ) 413108

- (51) **LOC (9) Cl.** **06-01**
- (52) **U.S. Cl.** **D6/356**
- (58) **Field of Classification Search** D6/334-336,
D6/356, 367, 377, 381, 500-502; D12/195,
D12/345; 244/118.5-188.6, 122 R; 297/232,
297/342, 354.1, 361.1
See application file for complete search history.

(56) **References Cited**

U.S. PATENT DOCUMENTS

2,414,730 A	1/1947	Flogaus	
2,947,349 A	8/1960	Kryter	
D273,157 S *	3/1984	Staub	D6/356
4,936,620 A	6/1990	Francois et al.	

FOREIGN PATENT DOCUMENTS

AU	2007201819	5/2007
----	------------	--------

(Continued)

Primary Examiner — Elizabeth Albert
Assistant Examiner — Kelley Donnelly

(74) *Attorney, Agent, or Firm* — Dann, Dorfman, Herrell
and Skillman, P.C.

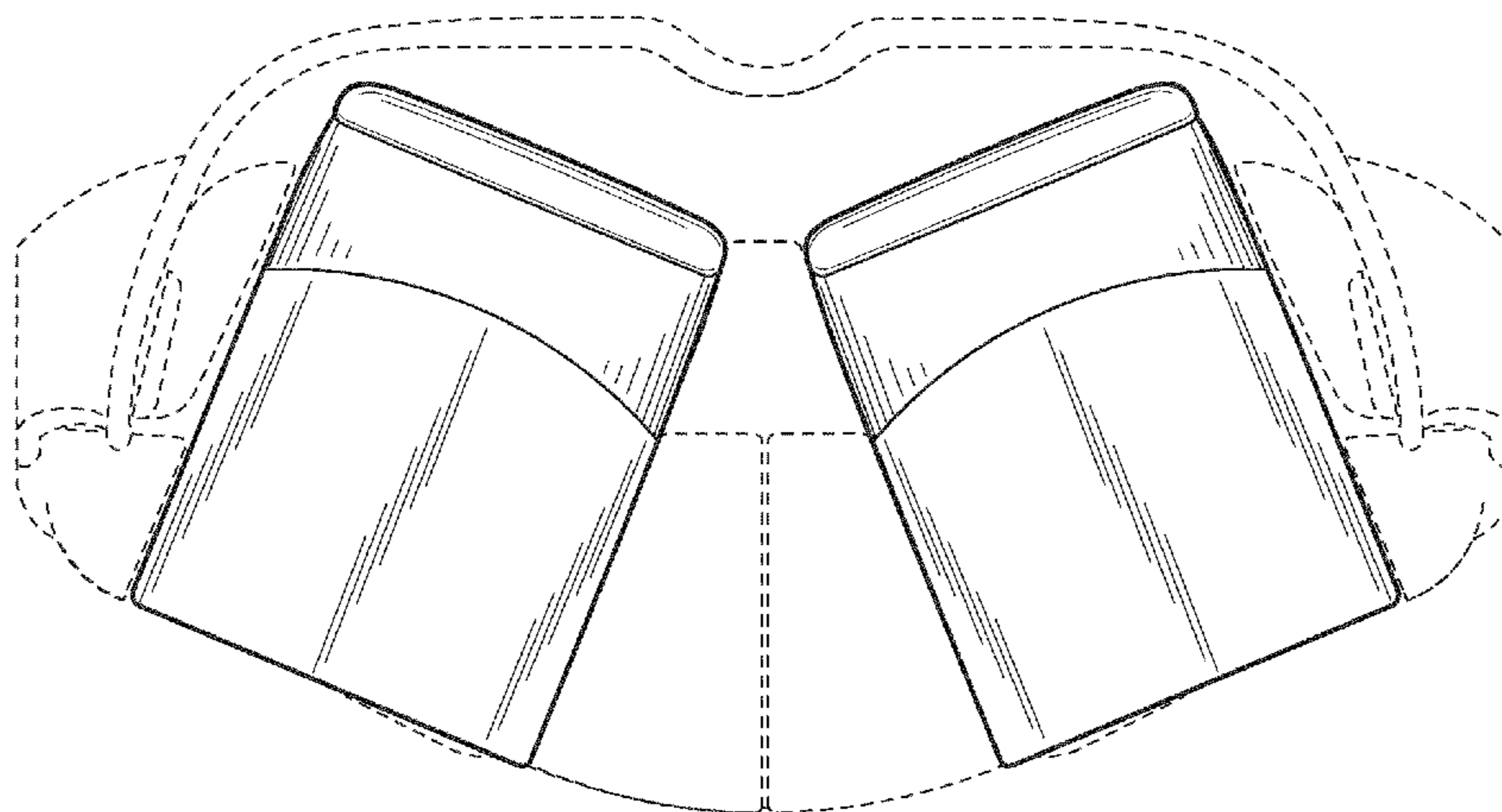
(57) **CLAIM**

We claim the ornamental design for an aircraft seat, as shown
and described.

DESCRIPTION

FIG. 1 is a top plan view of an aircraft seat embodying the design;
FIG. 2 is a top front perspective view thereof;
FIG. 3 is a rear view thereof;
FIG. 4 is a bottom rear perspective view thereof;
FIG. 5 is a front view thereof;
FIG. 6 is a left side view thereof; and,
FIG. 7 is a right side view thereof.
The broken line shown in FIGS. 1-7 is included for the purpose of illustrating environment of the article and forms no part of the claimed design.

1 Claim, 7 Drawing Sheets



US D652,645 S

Page 2

U.S. PATENT DOCUMENTS							
D611,260	S	*	3/2010	Plant	DE	102006056898	6/2008
D611,400	S	*	3/2010	Suge et al.	EP	0346299	12/1989
D613,529	S	*	4/2010	Suge et al.	EP	0869060	10/1998
D614,879	S	*	5/2010	Higashida et al.	EP	0982226	1/2000
D615,311	S	*	5/2010	Fleming	EP	0980825	2/2000
2001/0003962	A1		6/2001	Park et al.	EP	0980826	2/2000
2001/0015566	A1		8/2001	Park et al.	EP	1116654	7/2001
2003/0184957	A1		10/2003	Stahl et al.	EP	1417113	11/2005
2004/0232283	A1		11/2004	Ferry et al.	EP	1495908	5/2007
2007/0080566	A1		4/2007	Ferry et al.	GB	2288728	11/1995
2007/0246981	A1		10/2007	Plant	GB	2405791	3/2005
2007/0295863	A1		12/2007	Thompson	GB	2437164	10/2007
2008/0042010	A1		2/2008	Watanabe	GB	2438162	11/2007
2009/0050740	A1		2/2009	Saint-Jalmes et al.	WO	0002745	1/2000
2009/0084897	A1		4/2009	Ferry et al.	WO	03013903	2/2003
2010/0065684	A1		3/2010	Ruiter et al.	WO	2008072328	6/2008
					WO	2009073244	6/2009
FOREIGN PATENT DOCUMENTS							
CA			2625280				2/2003
DE			3436509				4/1986

* cited by examiner

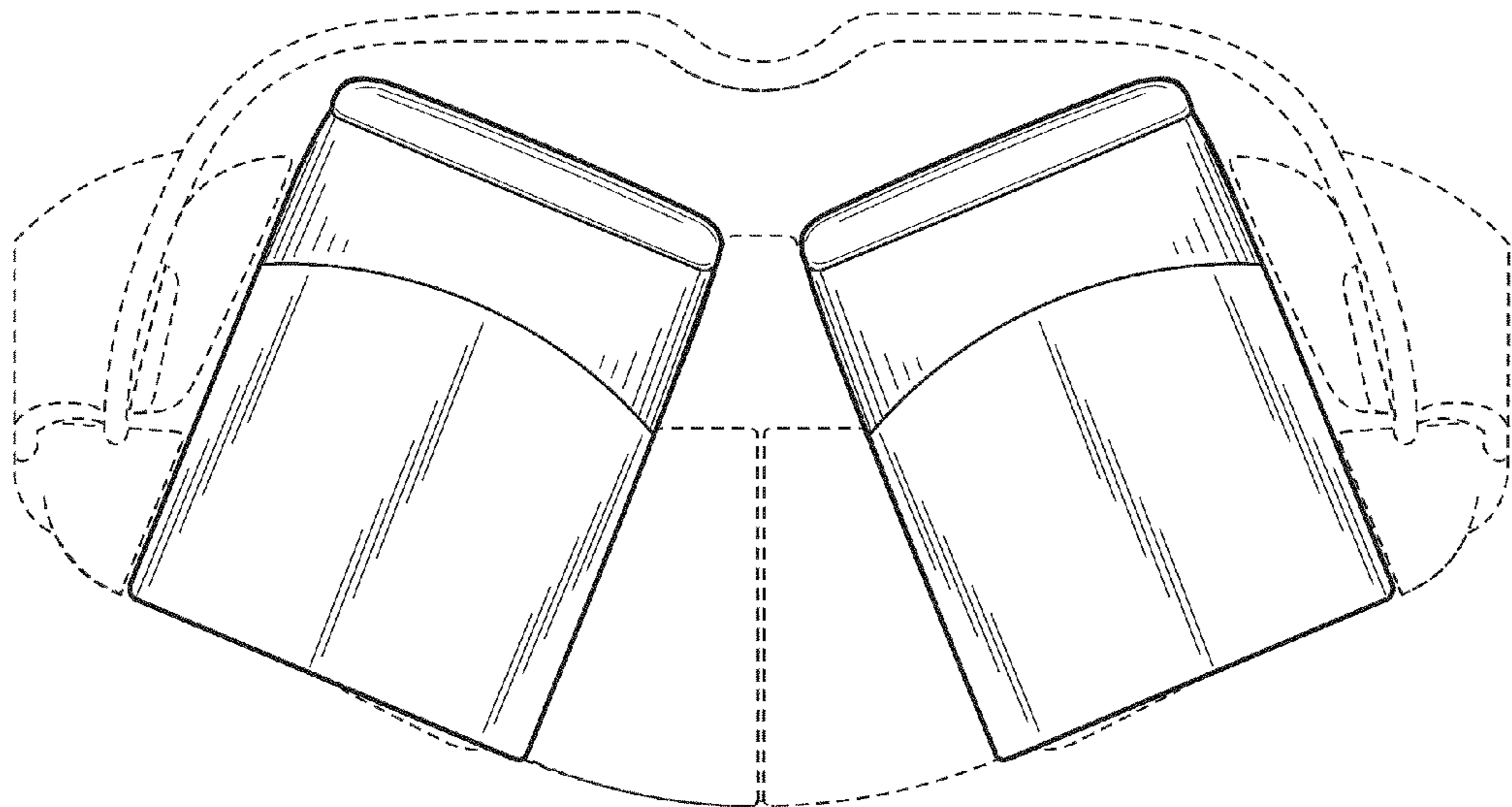


FIG. 1

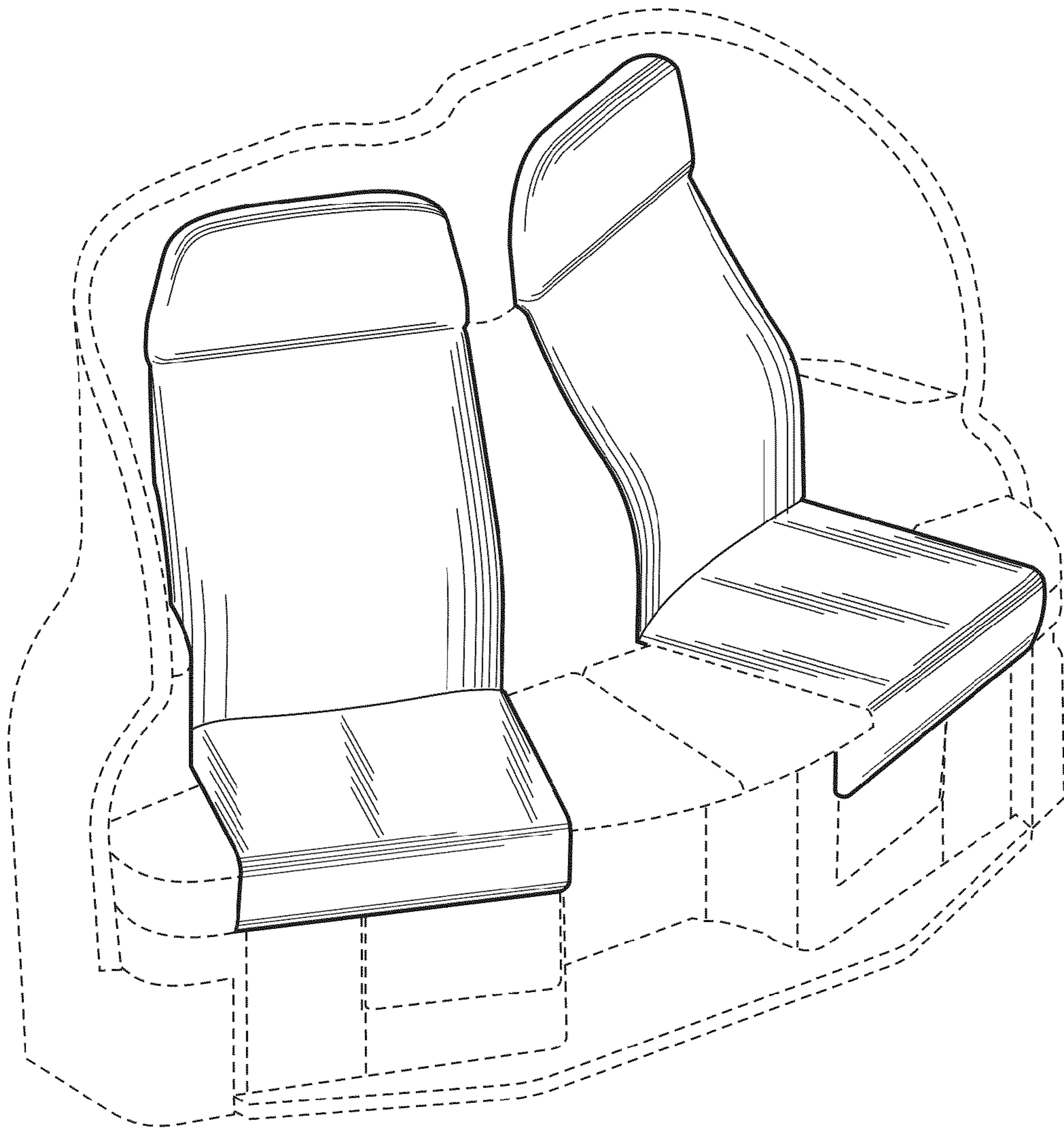


FIG. 2

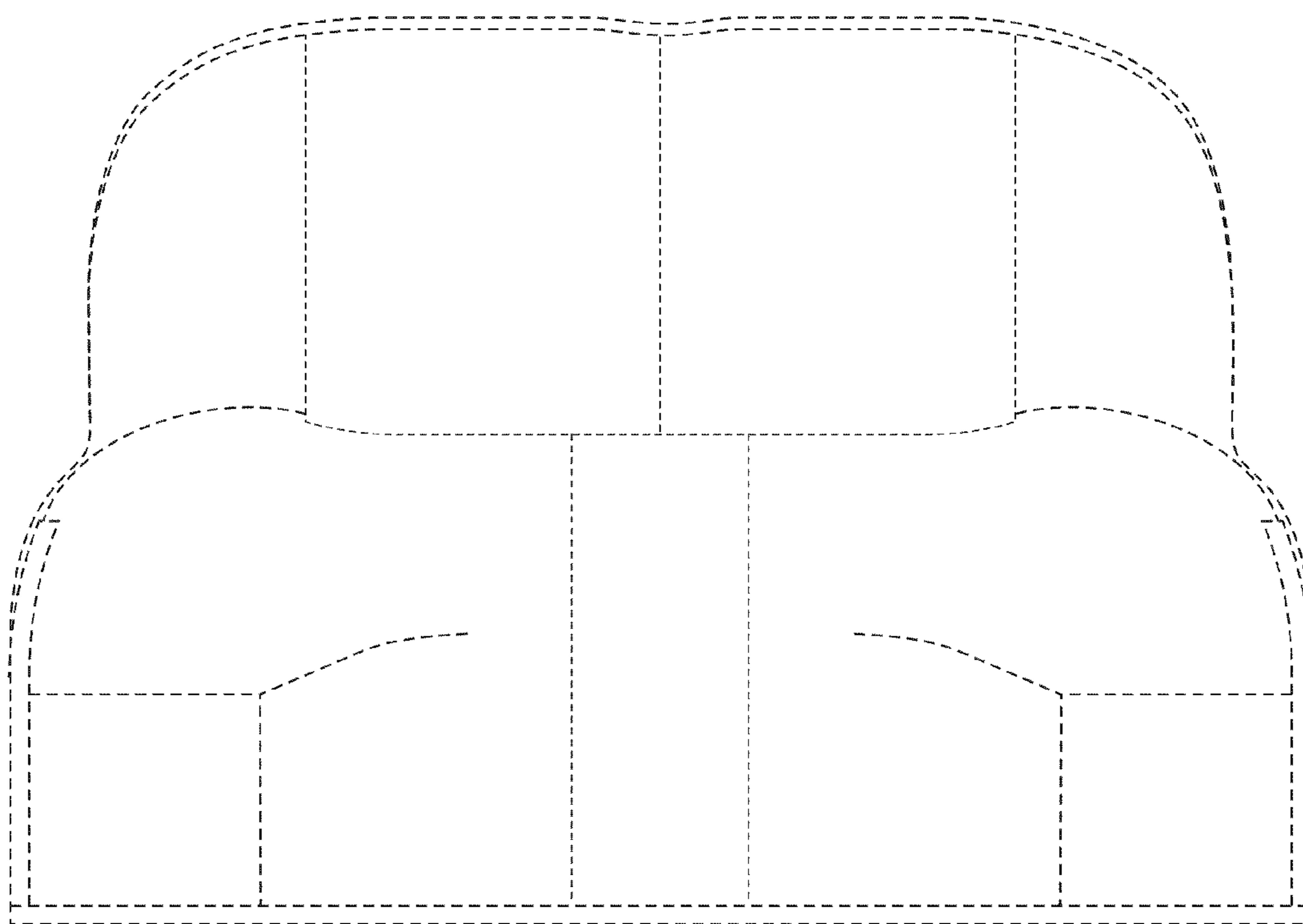


FIG. 3

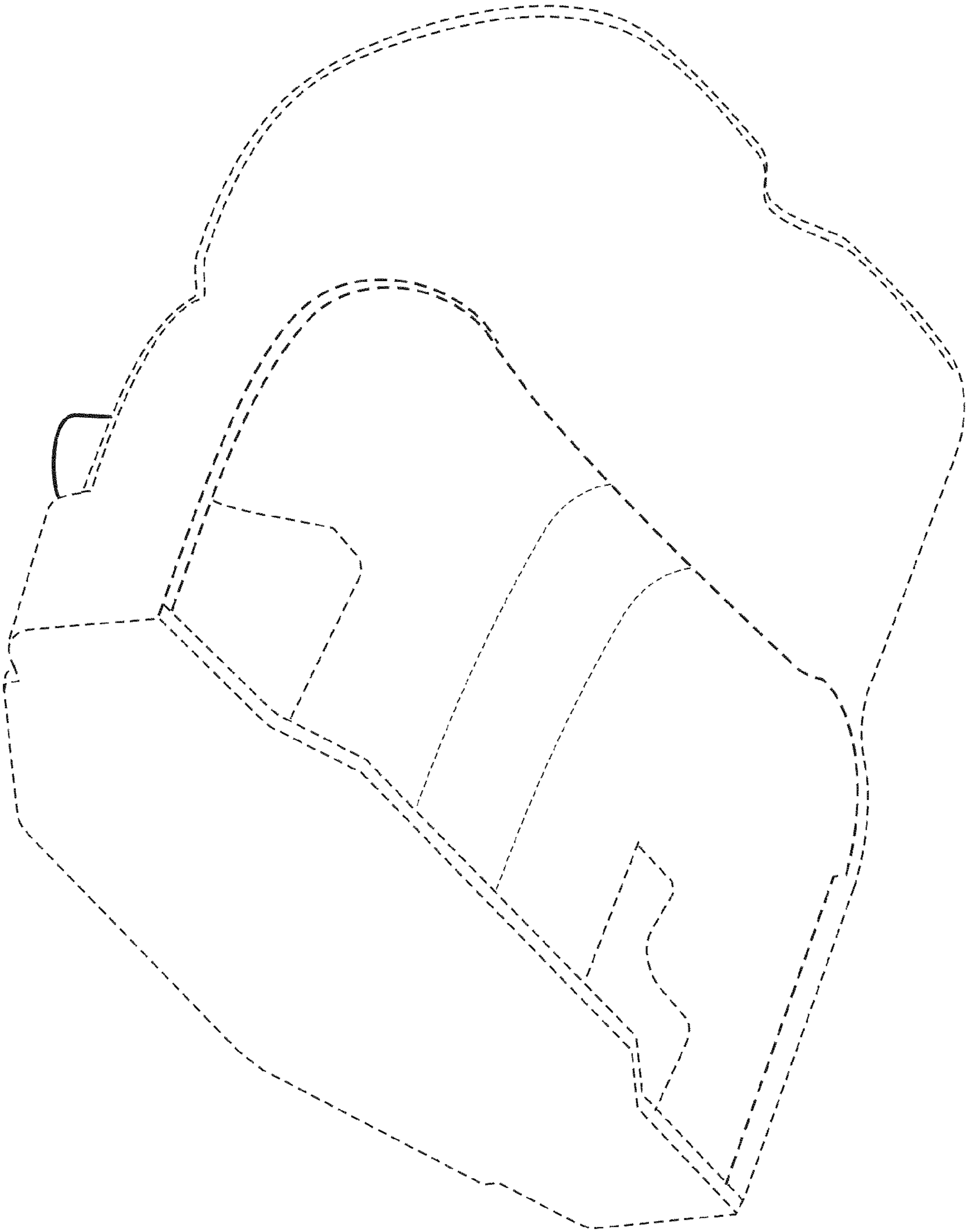


FIG. 4

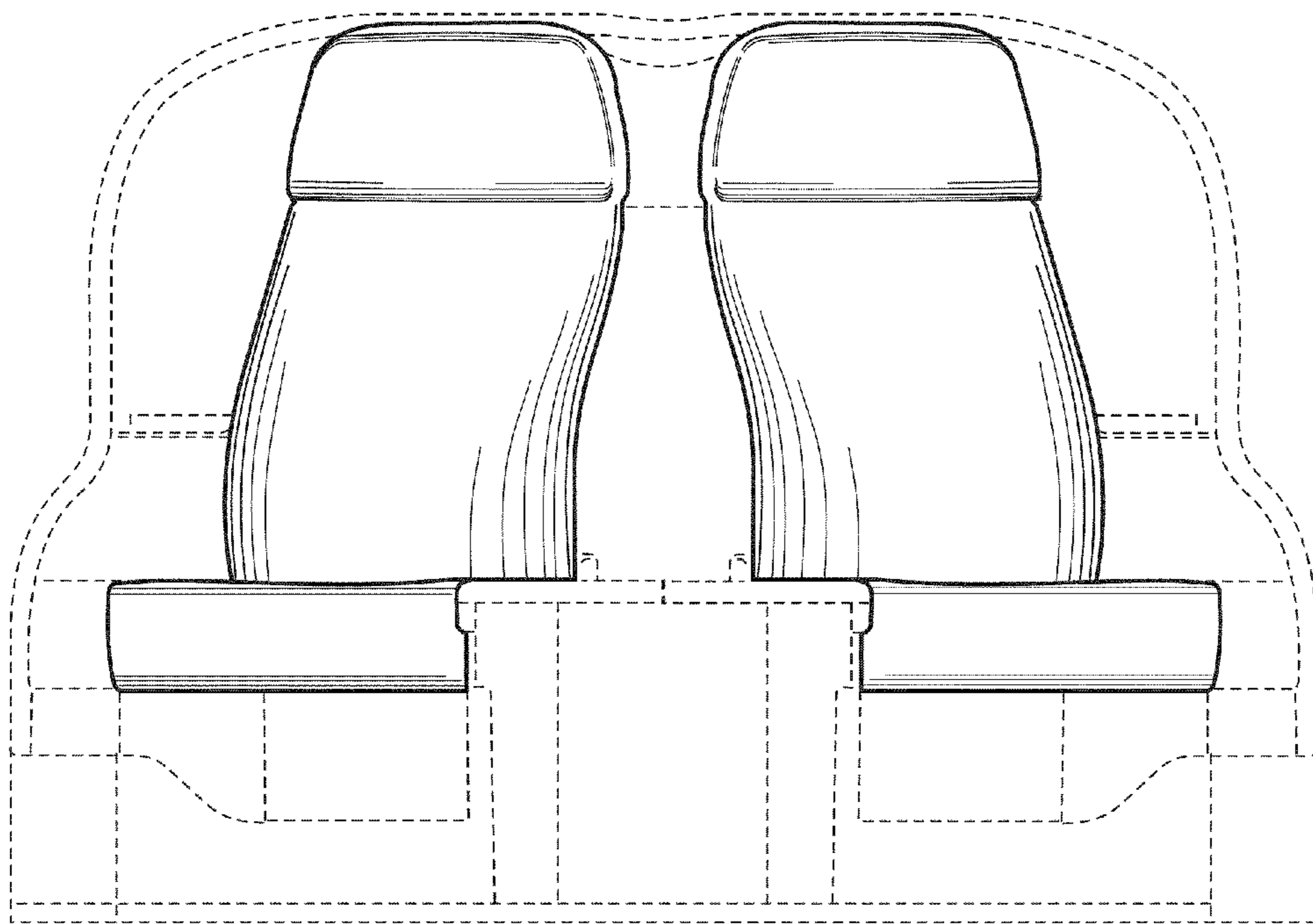


FIG. 5

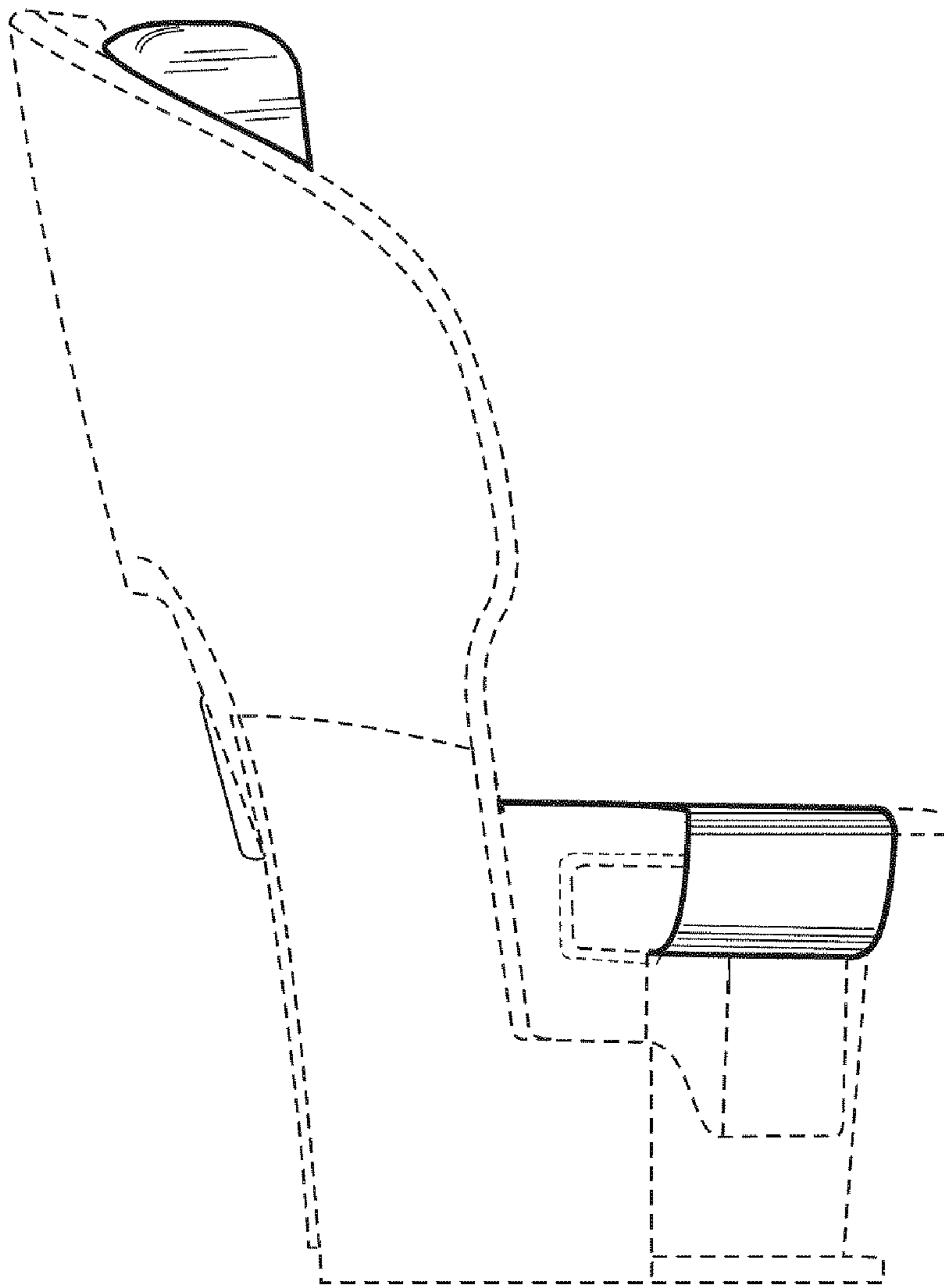


FIG. 6

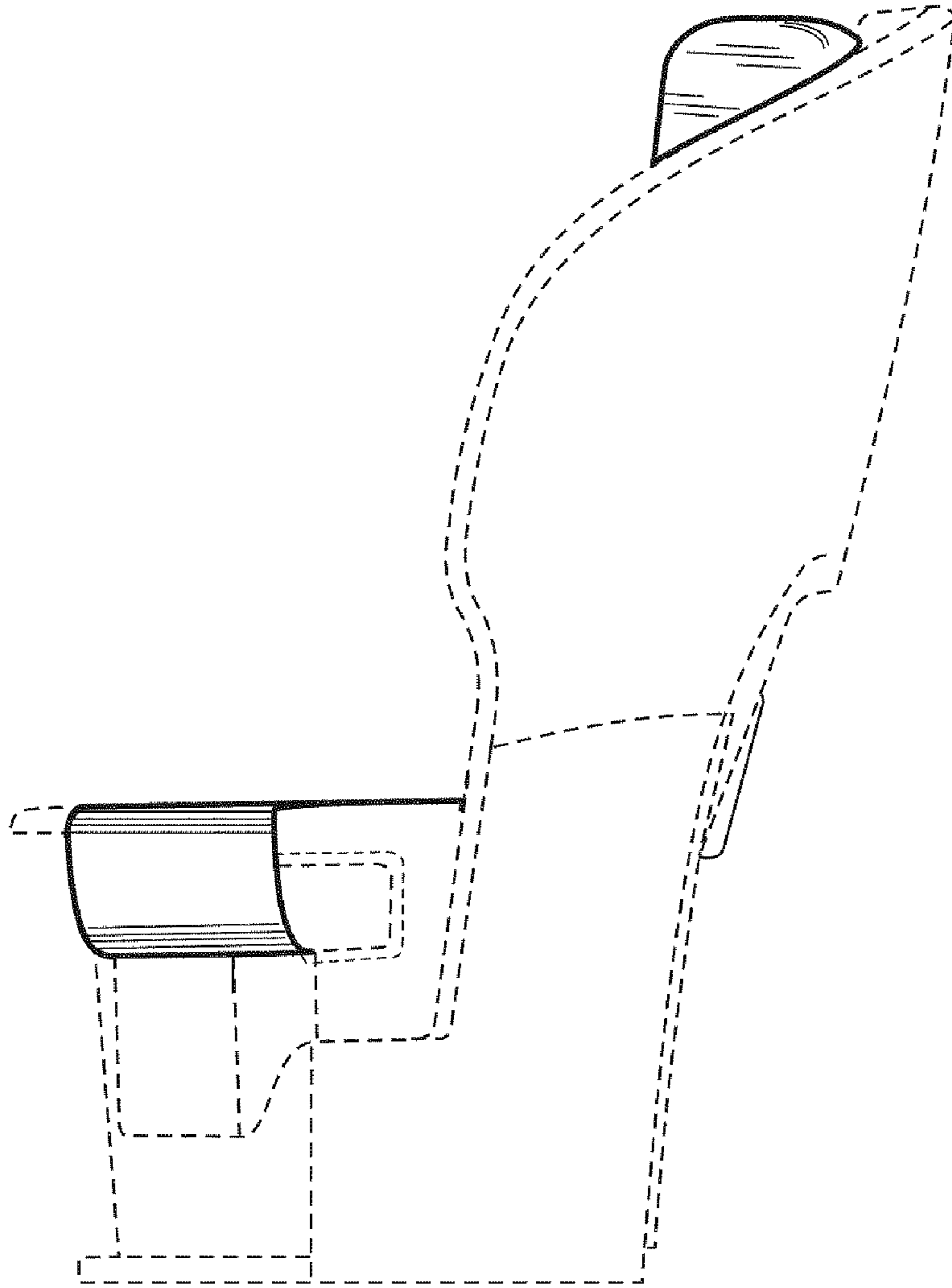


FIG. 7