



US00D652638S

(12) **United States Design Patent**
Golo

(10) **Patent No.:** **US D652,638 S**

(45) **Date of Patent:** **** Jan. 24, 2012**

(54) **RETRACTABLE VEHICLE SEAT CLOTHES HANGING BAR**

Primary Examiner — Prabhakar Deshmukh

(74) *Attorney, Agent, or Firm* — QuickPatents, Inc.; Kevin Prince

(76) Inventor: **Oleks Golo**, East Stroudsburg, PA (US)

(**) Term: **14 Years**

(57) **CLAIM**

(21) Appl. No.: **29/382,524**

The ornamental design for a retractable vehicle seat clothes hanging bar, as shown and described.

(22) Filed: **Jan. 5, 2011**

(51) **LOC (9) Cl.** **06-08**

(52) **U.S. Cl.** **D6/324**

(58) **Field of Classification Search** D6/315–328;
223/85–98; 224/311, 313, 315, 320, 321;
211/13.1, 85.3

See application file for complete search history.

DESCRIPTION

FIG. 1 is a perspective view of a retractable vehicle seat clothes hanging bar, showing the new design in a retracted position;

FIG. 2 is a perspective view thereof, illustrated in a deployed position;

FIG. 3 is a front elevational view of FIG. 2, the rear elevational view being a mirror image thereof;

FIG. 4 is a left-side elevational view of FIG. 2, the right-side elevational view being a mirror image thereof;

FIG. 5 is a top plan view thereof, as illustrated in either the retracted or deployed positions; and,

FIG. 6 is a bottom plan view thereof, as illustrated in either the retracted or deployed positions.

The broken lines showing a vehicle seat in FIGS. 1 and 2 are included for the purpose of illustrating environmental matter, and form no part of the claimed design.

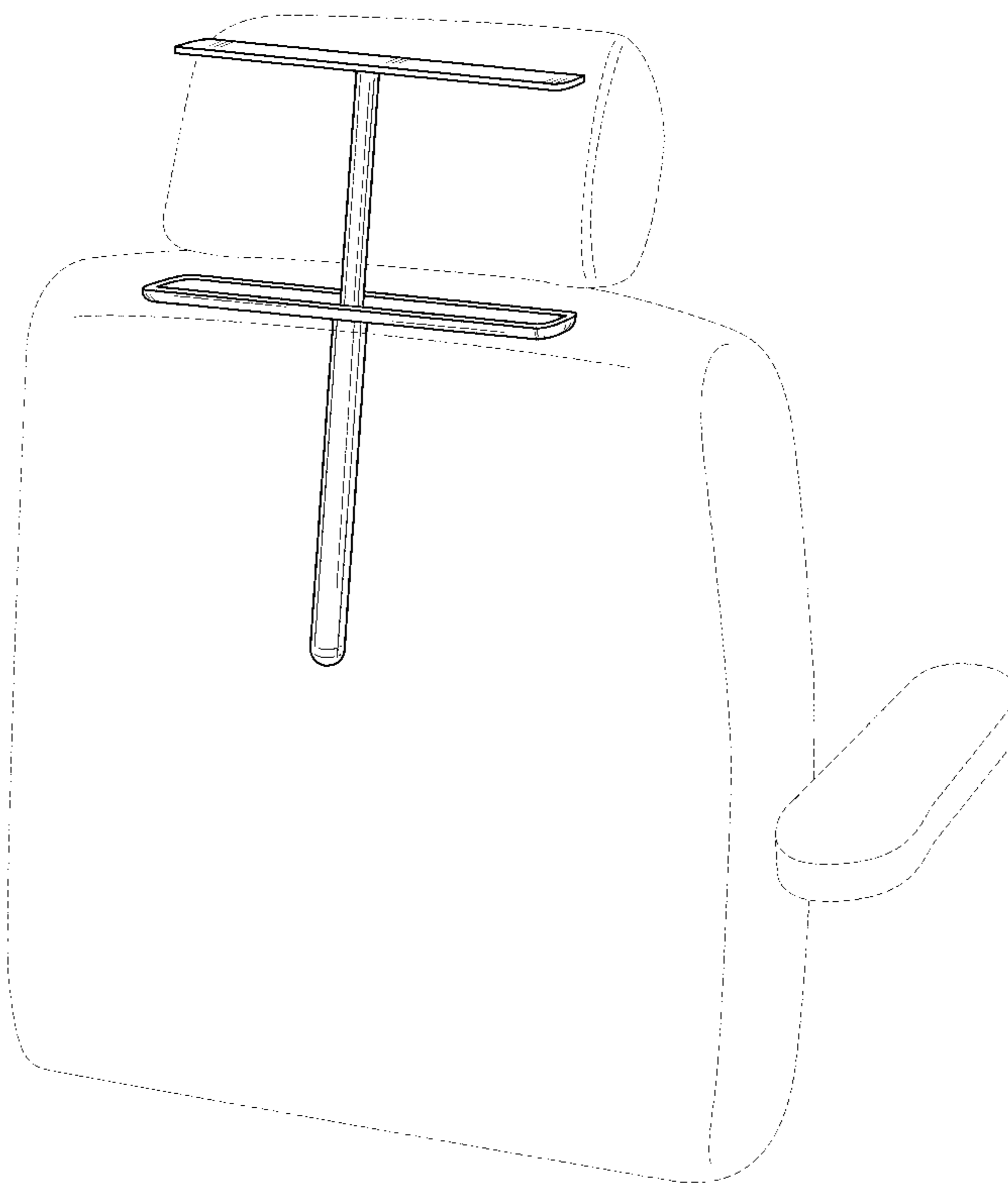
(56) **References Cited**

U.S. PATENT DOCUMENTS

D181,237 S *	10/1957	Spielman	D6/324
D259,228 S *	5/1981	Fabian	D6/324
4,720,028 A *	1/1988	Takemura et al.	224/553
D333,731 S *	3/1993	Klein et al.	D6/317
5,226,569 A *	7/1993	Watjer et al.	224/313
D338,126 S *	8/1993	Callaway	D6/570
5,366,127 A *	11/1994	Heinz	224/313
5,538,146 A *	7/1996	Gast	211/105.1
5,603,143 A *	2/1997	Rucker	24/90.1
5,820,205 A *	10/1998	Ammons	296/214
6,796,045 B2 *	9/2004	Hallee	33/374

* cited by examiner

1 Claim, 3 Drawing Sheets



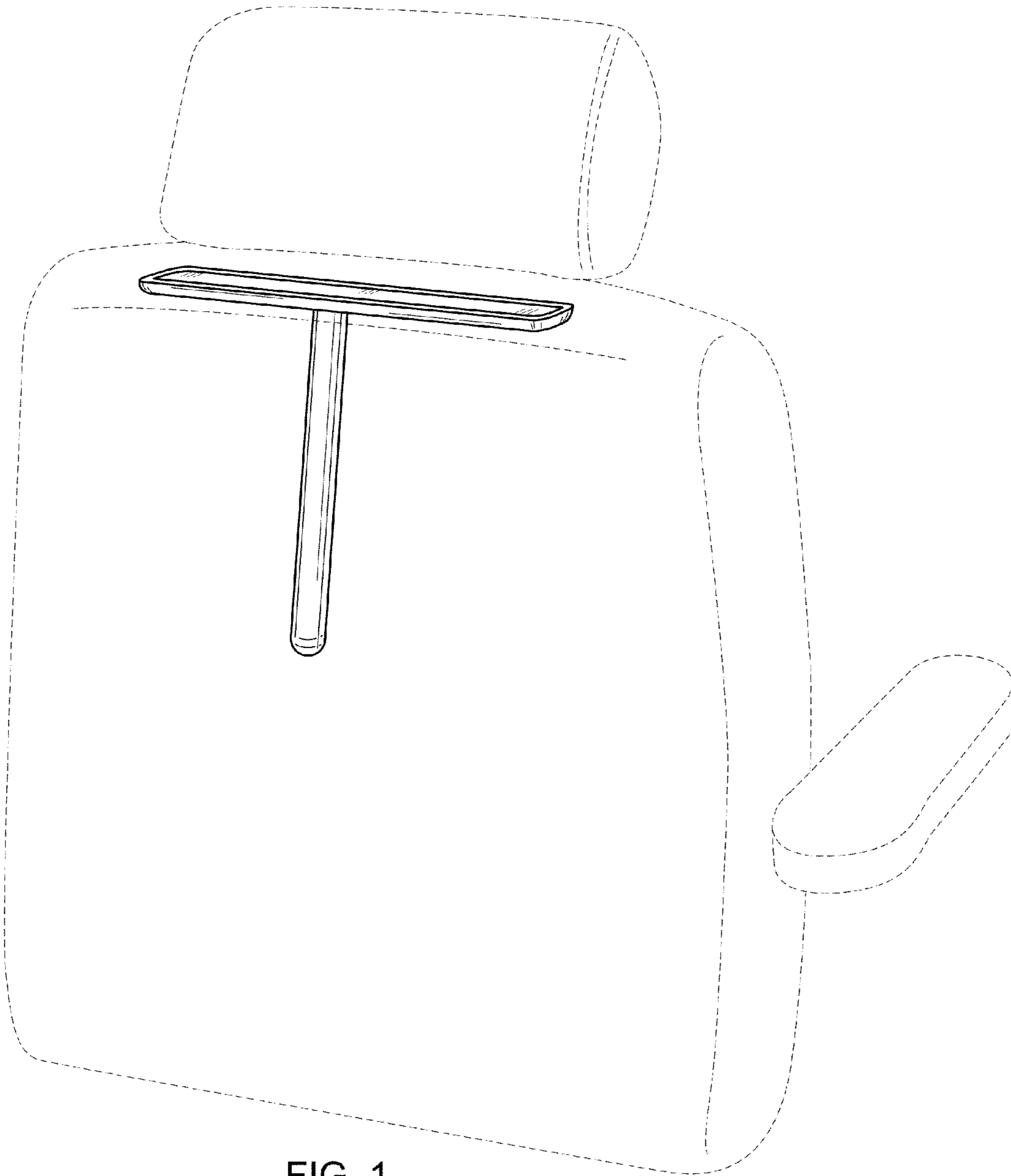


FIG. 1

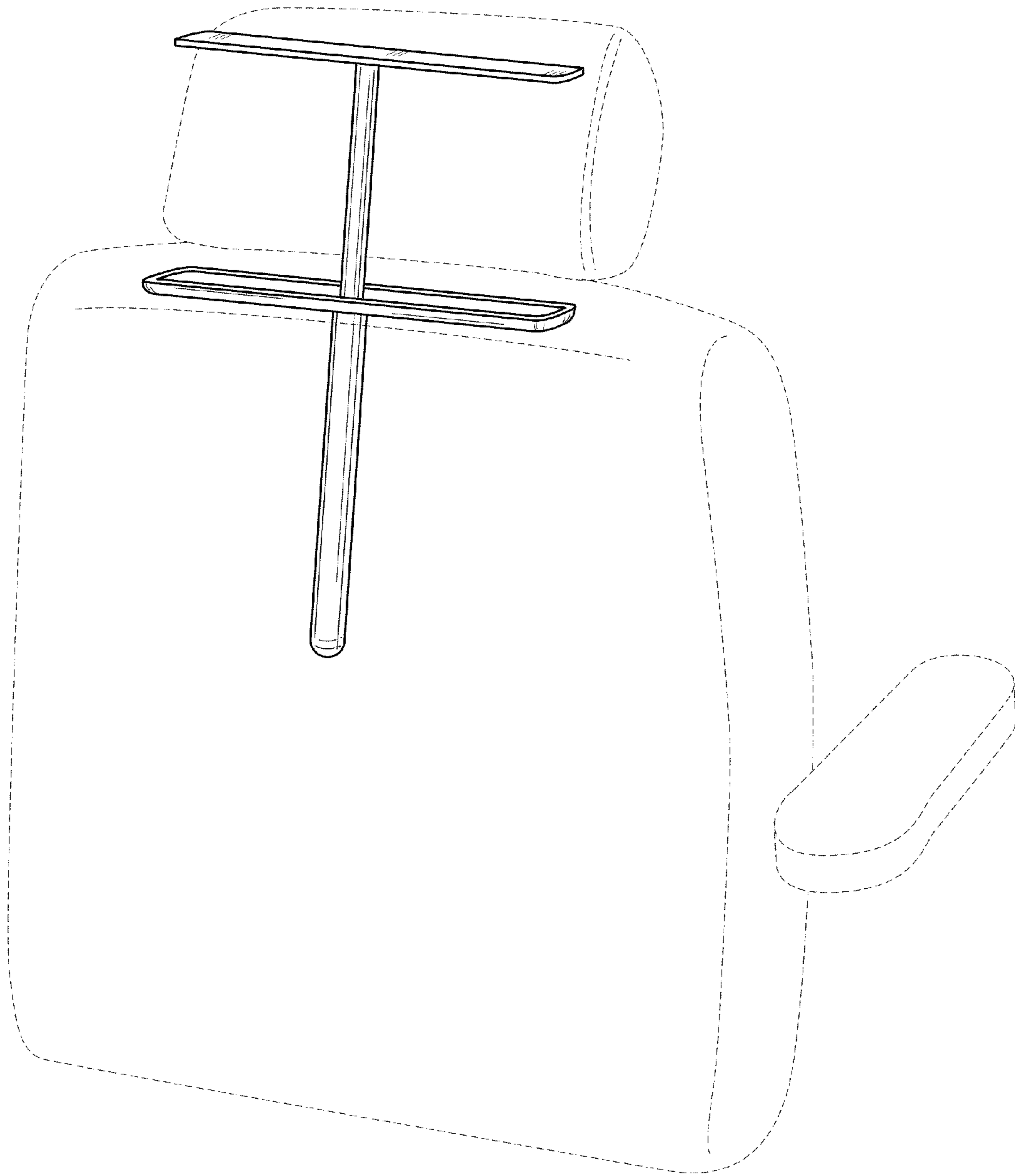


FIG. 2

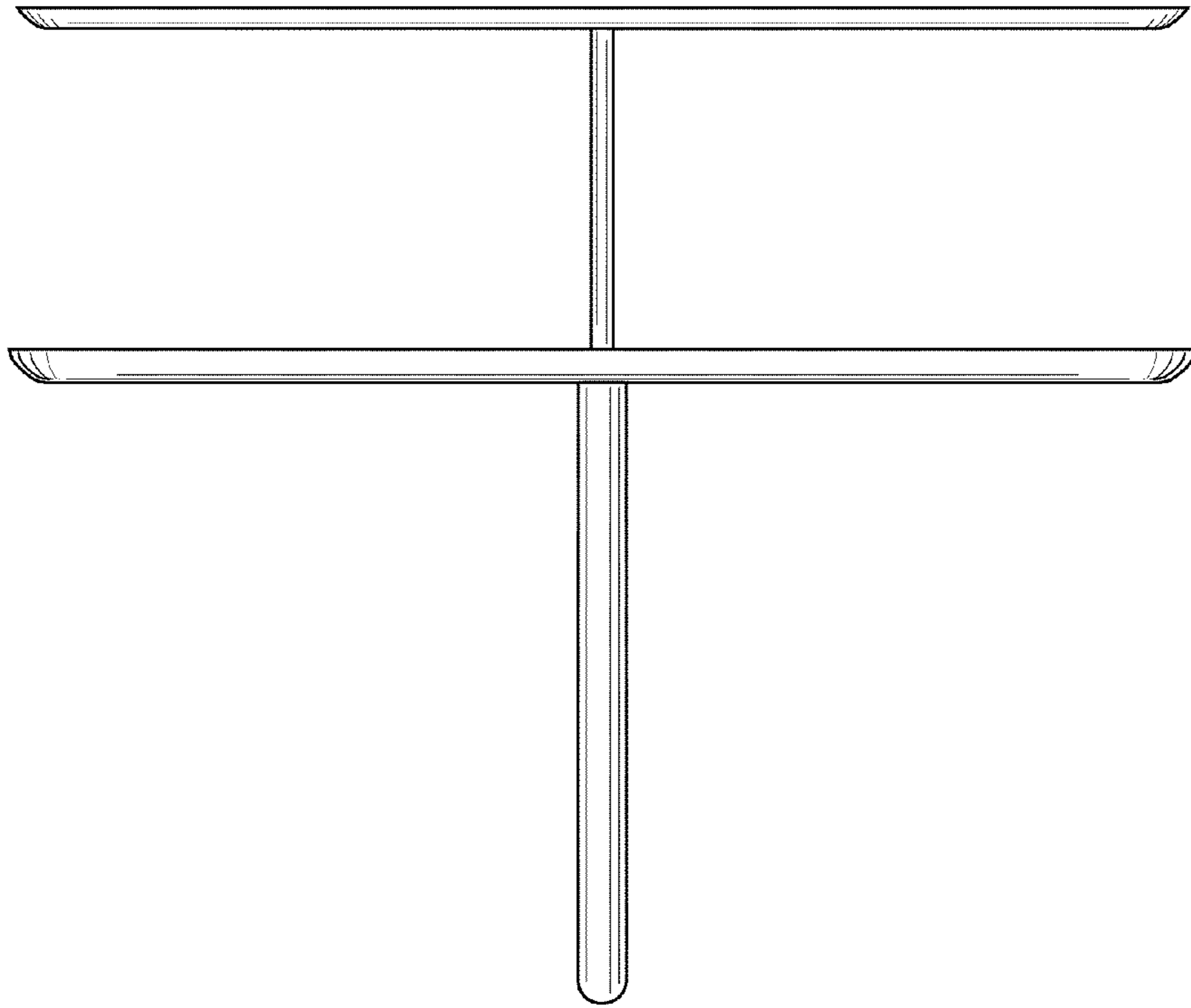


FIG. 3

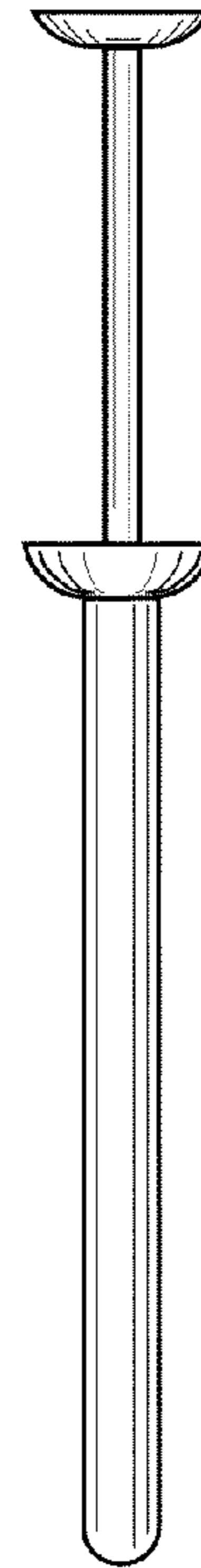


FIG. 4

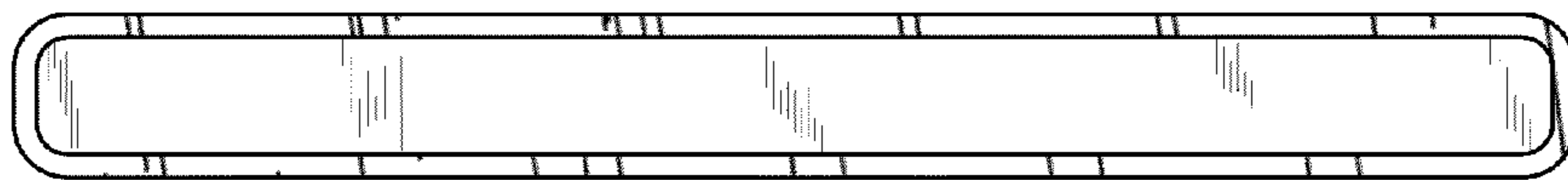


FIG. 5

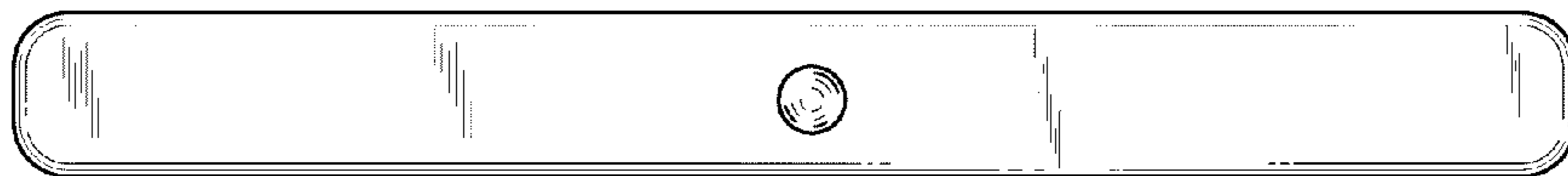


FIG. 6