

US00D652619S

(12) **United States Design Patent**
Smith Oshrin et al.

(10) **Patent No.:** **US D652,619 S**
(45) **Date of Patent:** **** Jan. 24, 2012**

(54) **HANDBAG**

(75) Inventors: **Michelle Smith Oshrin**, New York, NY
(US); **Kyeong Min Cha**, Jersey City, NJ
(US)

(73) Assignee: **Milly LLC**, New York, NY (US)

(**) Term: **14 Years**

(21) Appl. No.: **29/383,312**

(22) Filed: **Jan. 14, 2011**

(51) **LOC (9) Cl.** **03-01**

(52) **U.S. Cl.** **D3/243**

(58) **Field of Classification Search** D3/232-233,
D3/240-246, 318; 150/100, 103-110, 113-114,
150/118-119

See application file for complete search history.

(56) **References Cited**

U.S. PATENT DOCUMENTS

D502,314 S * 3/2005 Cassegrain D3/246
D537,626 S * 3/2007 Ghesquiere D3/243
D609,907 S * 2/2010 Guyon et al. D3/243

* cited by examiner

Primary Examiner — Holly Baynham

(74) *Attorney, Agent, or Firm* — SNR Denton US LLP


(57) **CLAIM**

The ornamental design for a handbag, as shown and described.

DESCRIPTION

FIG. 1 is an illustration of a perspective view of a handbag;
FIG. 2 is an illustration of a front view of the handbag;
FIG. 3 is an illustration of a rear view of the handbag;
FIG. 4 is an illustration of a left-side view of the handbag;
FIG. 5 is an illustration of a right-side view of the handbag;
FIG. 6 is an illustration of a top view of the handbag; and,
FIG. 7 is an illustration of a bottom view of the handbag.

1 Claim, 5 Drawing Sheets






FIG. 1




FIG. 2

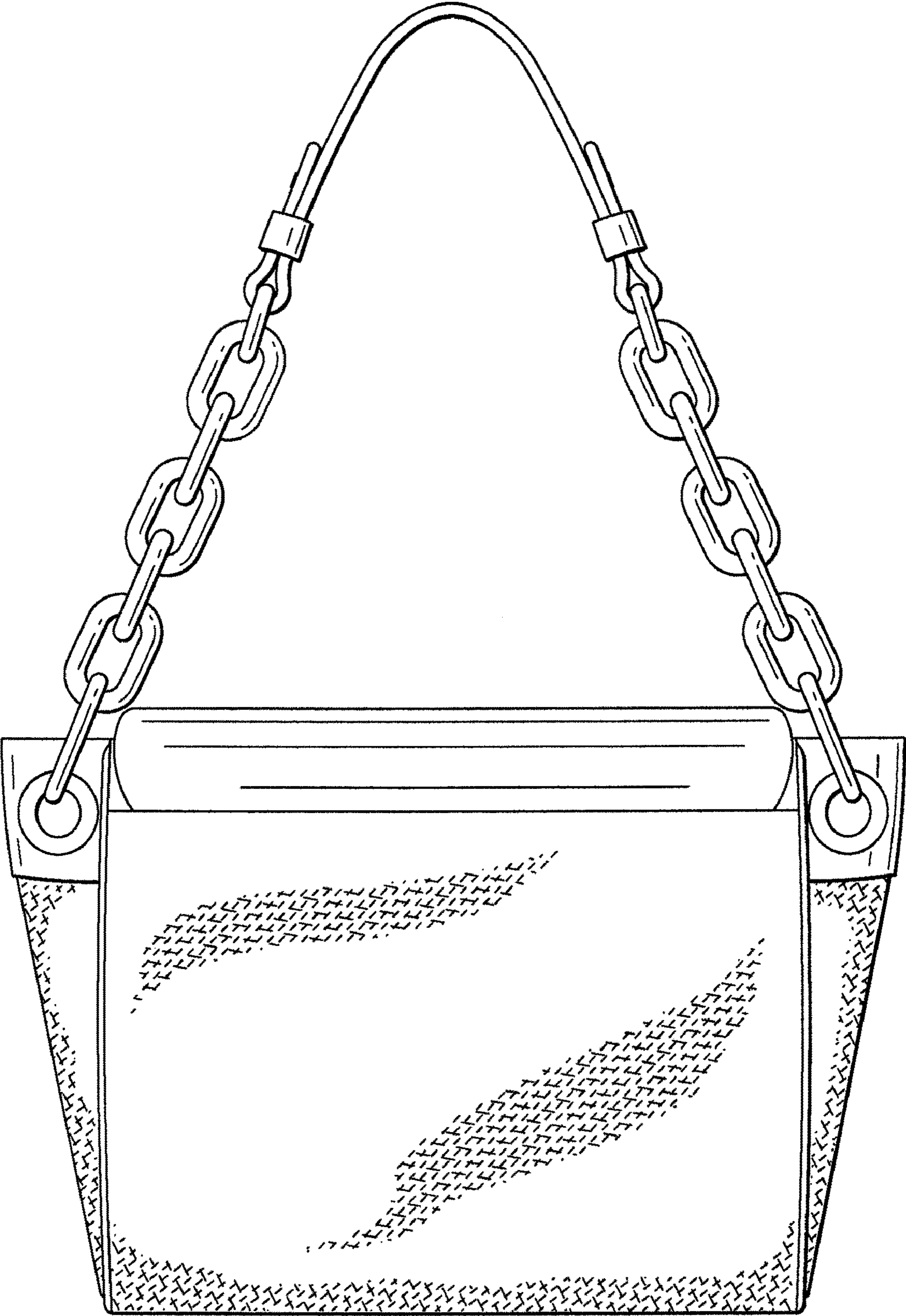


FIG. 3

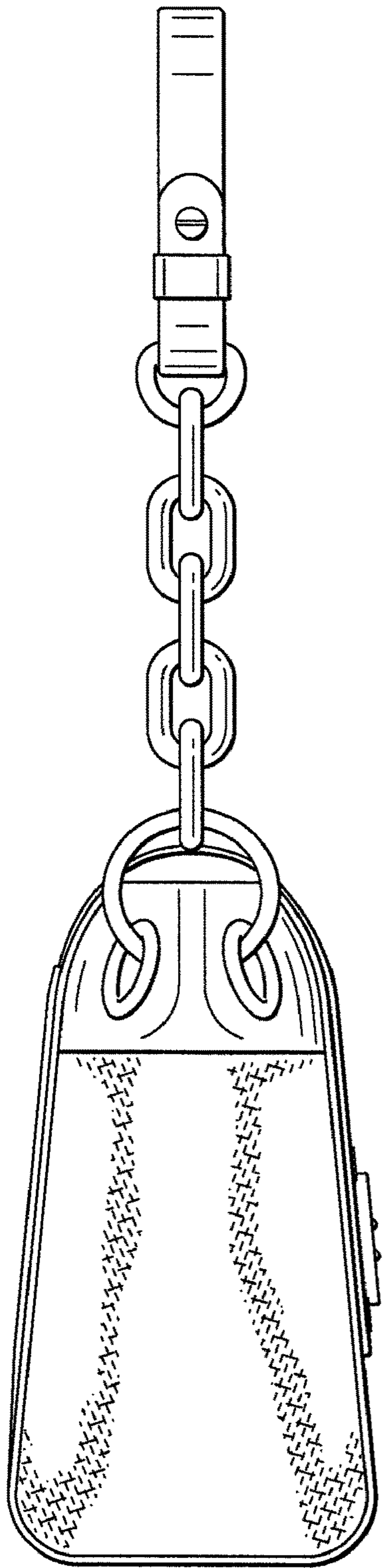


FIG. 4

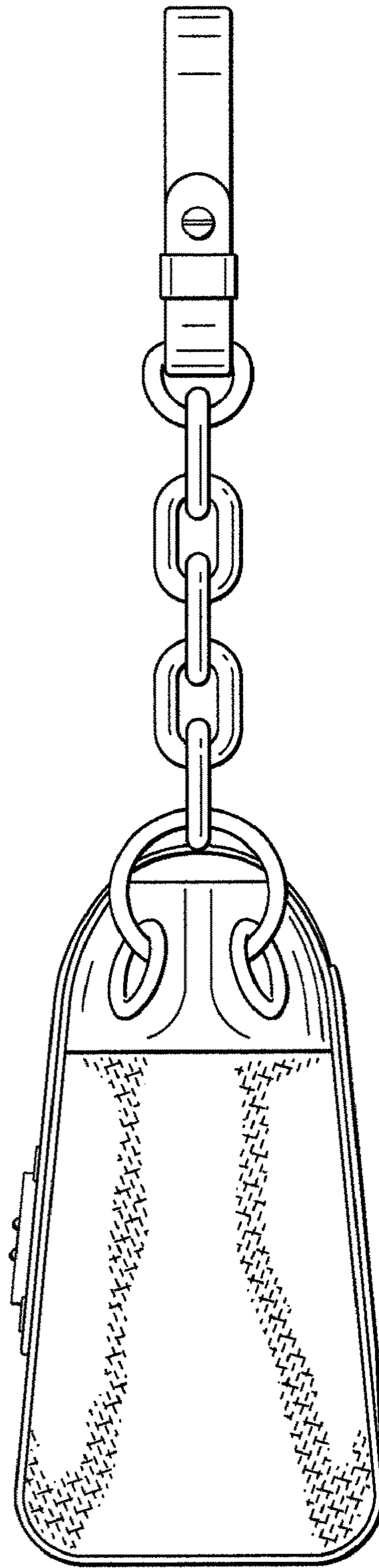


FIG. 5




FIG. 6

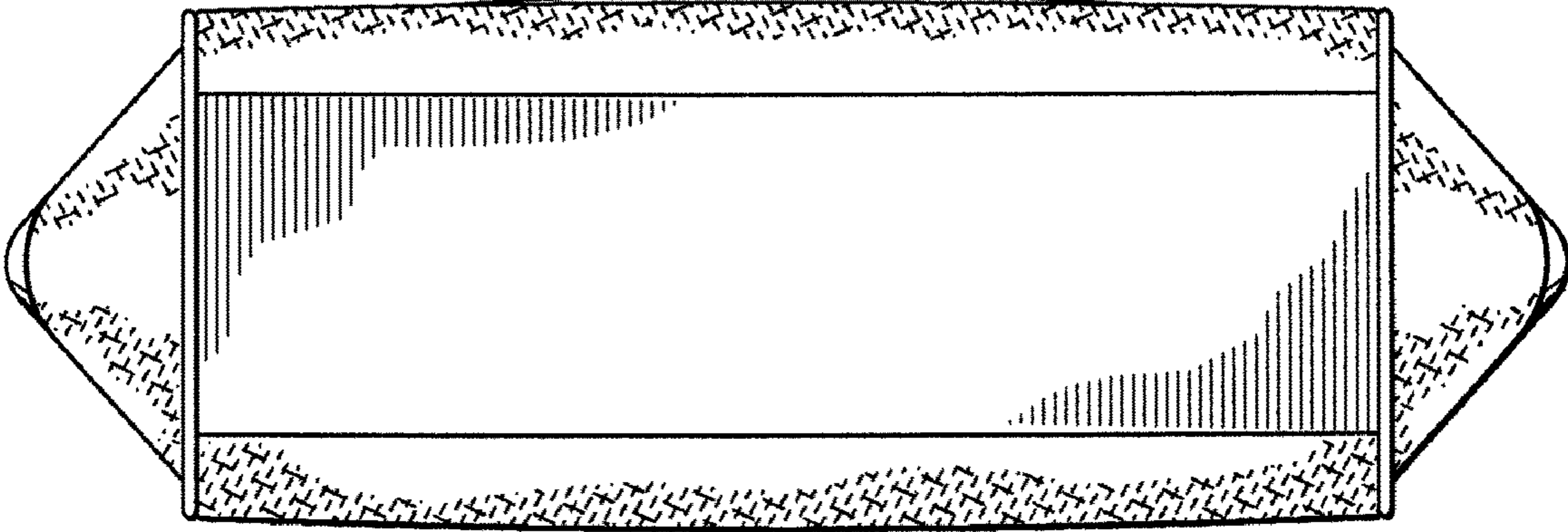


FIG. 7