



US00D652596S

(12) **United States Design Patent**
Manuel

(10) **Patent No.:** **US D652,596 S**
(45) **Date of Patent:** **** Jan. 17, 2012**

(54) **HANDLE**

(75) Inventor: **Nathan Manuel**, Redondo Beach, CA (US)

(73) Assignee: **Rehrig Pacific Company**, Los Angeles, CA (US)

(**) Term: **14 Years**

(21) Appl. No.: **29/398,843**

(22) Filed: **Aug. 5, 2011**

Related U.S. Application Data

(62) Division of application No. 29/345,046, filed on Oct. 8, 2009.

(51) **LOC (9) Cl.** **07-07**

(52) **U.S. Cl.** **D32/53**

(58) **Field of Classification Search** D32/53,
D32/53.1, 54; 220/755, 760, 764; 16/425,
16/444

See application file for complete search history.

(56) **References Cited**

U.S. PATENT DOCUMENTS

D32,443 S *	4/1900	Zimmerman	D32/54
2,026,536 A *	1/1936	Hothersall	220/755
2,156,274 A *	5/1939	Brown	217/125
D209,870 S	1/1968	Yates, Jr.		
D220,972 S	6/1971	Yates, Jr.		
3,586,200 A *	6/1971	Kramer et al.	220/755
D222,981 S	2/1972	Yates, Jr.		
D350,900 S	9/1994	Goetz		

D352,143 S	11/1994	Arshinoff		
5,513,770 A	5/1996	Seeley et al.		
D430,459 S	9/2000	Conti		
6,494,341 B2 *	12/2002	Perkins et al.	220/764
6,536,078 B2 *	3/2003	Tsai	16/114.1
D493,929 S	8/2004	Schwarz		
D530,052 S *	10/2006	Berti	D32/53
D590,561 S	4/2009	Baltz		
D631,630 S *	1/2011	Berti	D32/53

FOREIGN PATENT DOCUMENTS

CA 128524 8/2009

* cited by examiner

Primary Examiner — Robin V Webster

(74) *Attorney, Agent, or Firm* — Carlson, Gaskey & Olds

(57) **CLAIM**

I claim the ornamental design for a handle, as shown and described.

DESCRIPTION

FIG. 1 is a perspective view of an inventive handle with a lid and a handle shown in broken lines.

FIG. 2 is another perspective view of the handle of FIG. 1.

FIG. 3 is a front view of the handle of FIG. 1, which is identical to the opposite side.

FIG. 4 is a top view of the handle of FIG. 1.

FIG. 5 is a side view of the handle of FIG. 1, which is identical to the opposite side; and,

FIG. 6 is a bottom view of the handle of FIG. 1.

The broken lines shown herein are for illustrative purposes only and form no part of the claimed design.

1 Claim, 2 Drawing Sheets

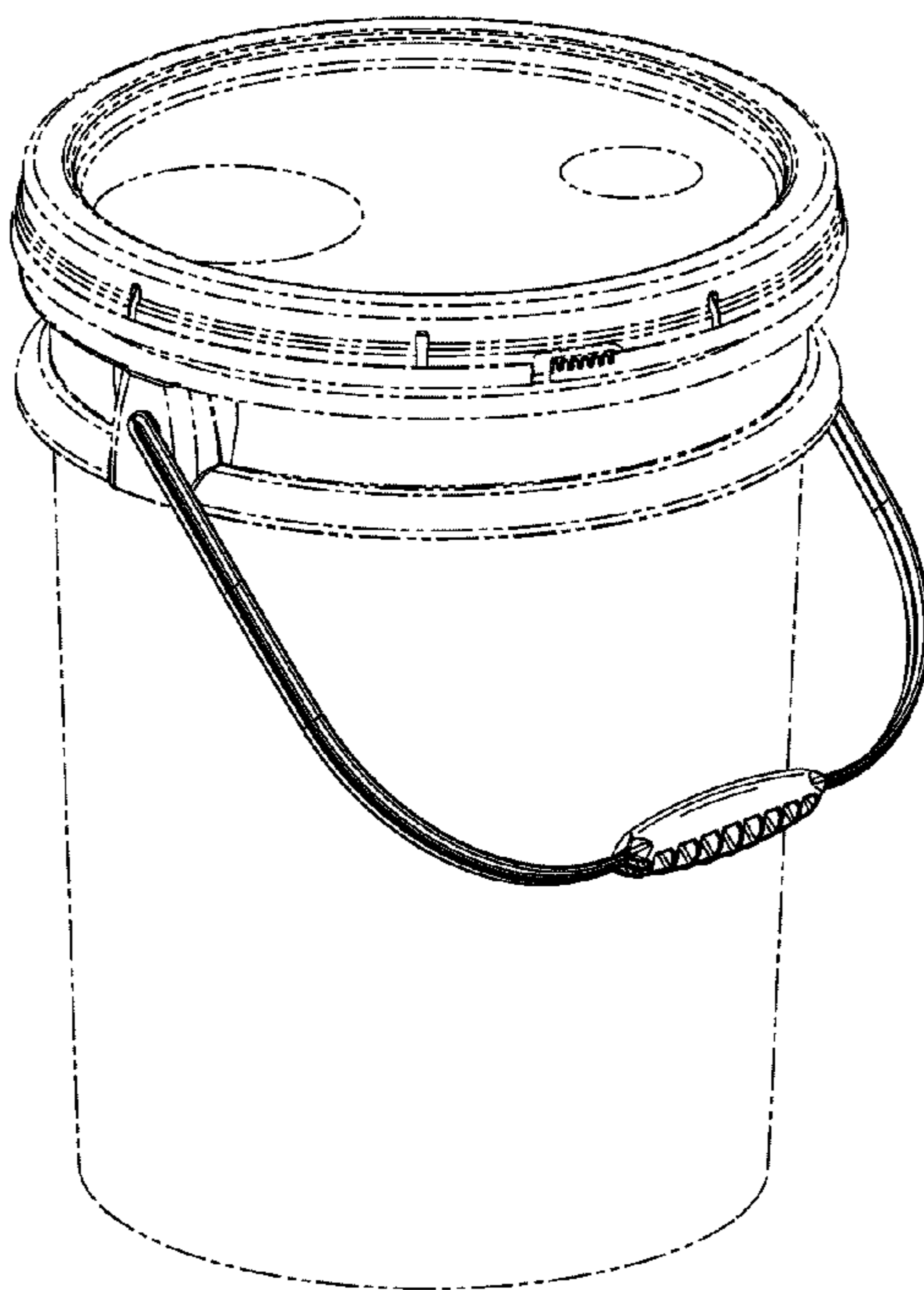


Fig. 1

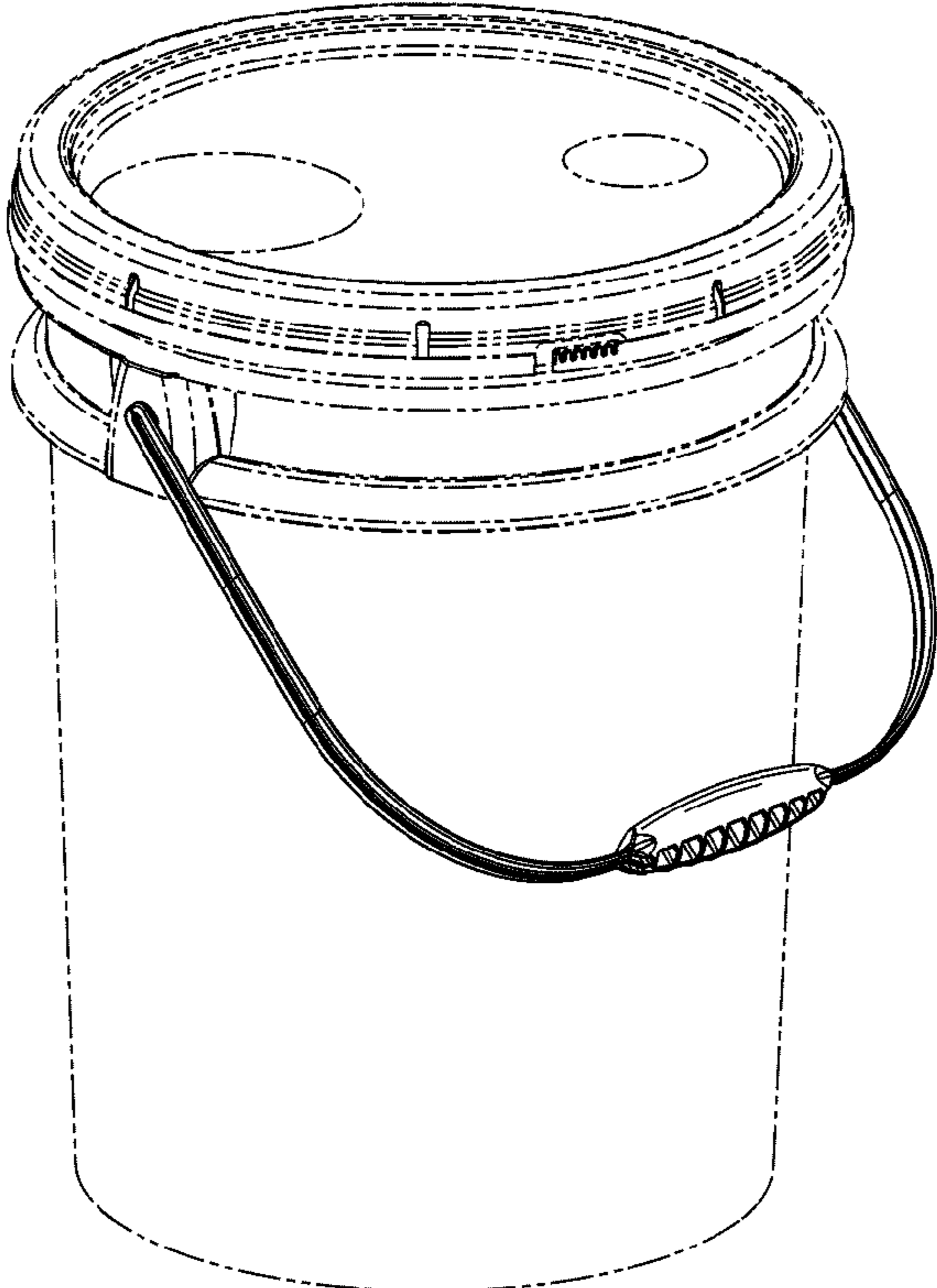



Fig. 2



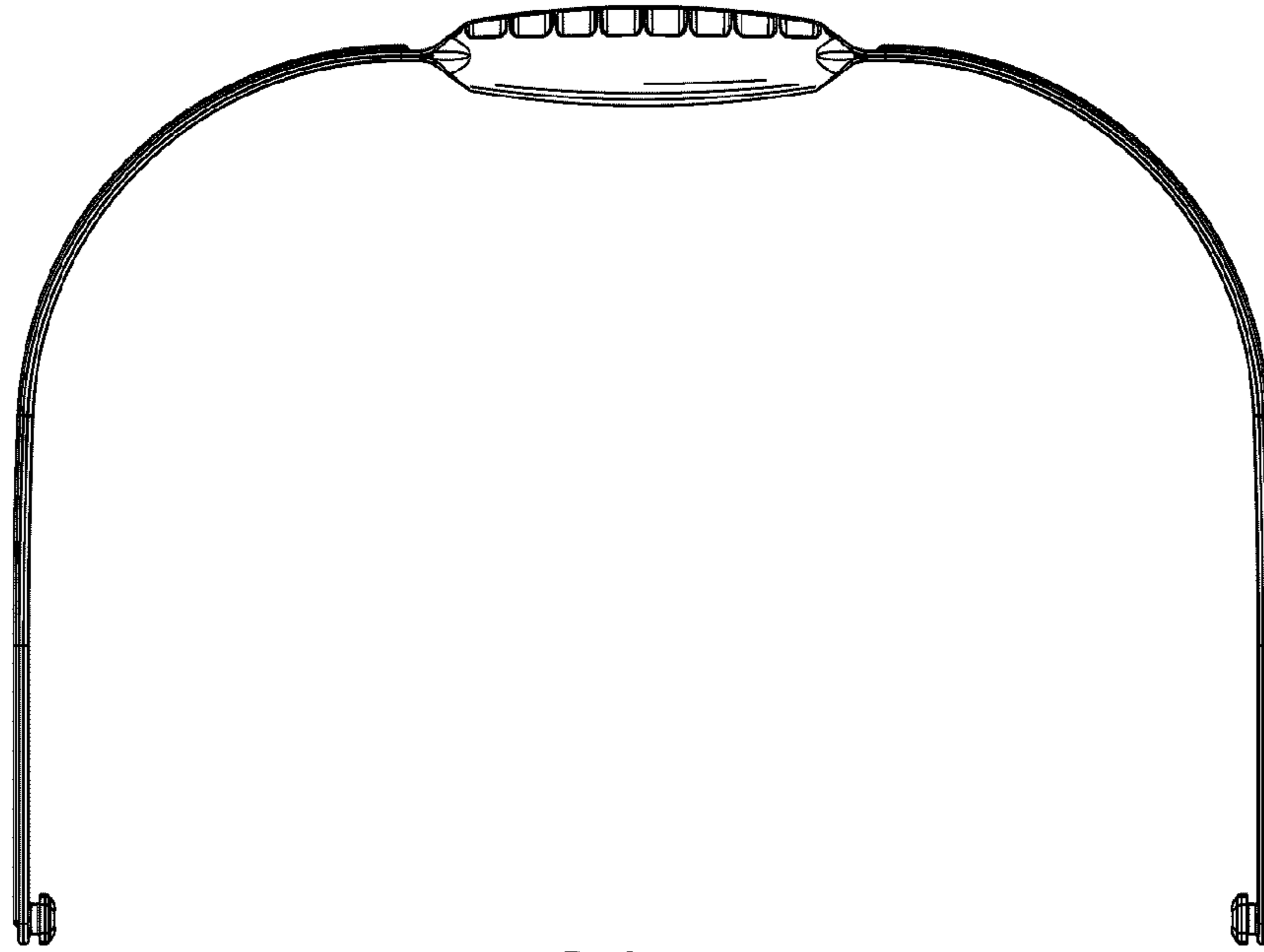


Fig. 3

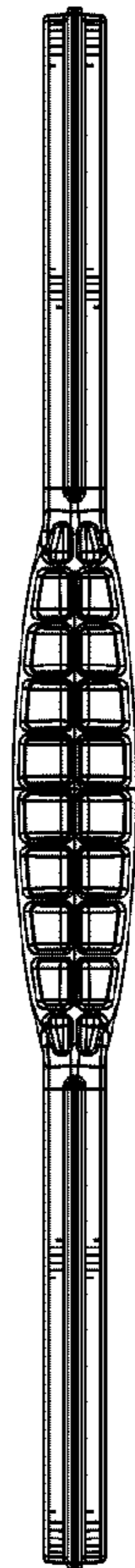


Fig. 4

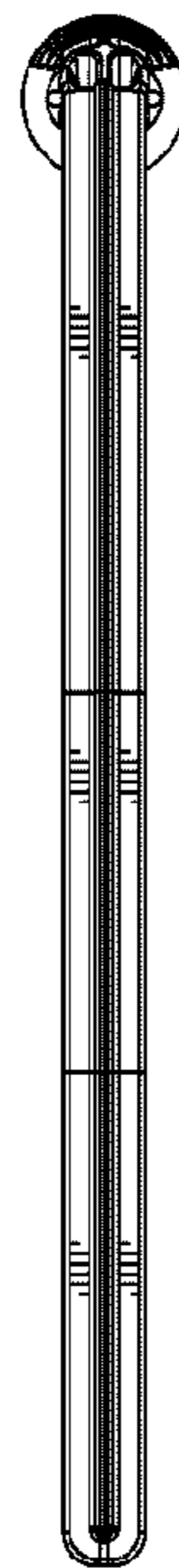


Fig. 5



Fig. 6